सत्यमेव जयते
Ministry of Ayush
Government of India

WORLD HOMOEOPATHY DAY 2025

10th & 11th April 2025

Mahatma Mandir Convention & Exhibition Centre, Gandhinagar, Gujarat





Souvenir

Organized by

www.whdccrh.org

JIMS

HOMOEOPATHIC MEDICAL COLLEGE & HOSPITAL

"A+" Grade
Accredited by
Medical Assessment and Rating Board for Homoeopathy
National Commission for Homoeopathy









COURSES OFFERED

Bachelor of Homoeopathic Medicine and Surgery (BHMS)
Doctor of Medicine (Homoeopathy) - MD (Hom)

Contact:

Sriramnagar (Muchintal), Palamakula P.O, Shamshabad, Hyderabad, Rangareddy Dist,
Telangana - 509325, Mobile: 8333981531/48, 040-23470300

jimshomeocollege.com contact@jimshomeocollege.com facebook.com/JIMSHMCH instagram.com/jims_homeocollege

सत्यमेव जयते
Ministry of Ayush
Government of India

WORLD HOMOEOPATHY DAY 2025

10th & 11th April 2025

Mahatma Gandhi Convention &
Exhibition Center, Gandhinagar, Gujrat



Souvenir

Organized by

www.whdccrh.org

Contents

Editorial

Messages from Visionaries

Guidance & Facilitation

Coordinators

Organizing Team

Theme WHD 2025: 'अध्ययन, अध्यापन एंव अनुसंधान'

Program Schedule

About our Sessions, Chairperson, Speakers/Panelist and Moderators

Day 1 | 10th April 2025

Seminar hall 1A (GF)

Scientific session I: Mental Health and Homoeopathy: Vistas Ahead 27-35

Scientific session II: Management of Non-Communicable Diseases with Homoeopathy 39-50

Seminar hall 1B (GF)

Scientific session I: Homoeopathy: an integrated approach – Practitioner's perspective 55-62

Scientific session II: Vulnerable groups & Ethics in homoeopathy research & practice 65-73

Seminar hall 2A (GF)

Scientific session I: Literary Research 77-89

Scientific session II: Panel discussion: Symptoms to Solution with New Drugs: The Proving and Clinical Insights for Cassia Sophera and Phyllanthus Niruri 93-101

Seminar hall 2B (GF)

Scientific session I: Basic & Epidemic Research in Homoeopathy - Recent advances 105-113

Scientific session II: Agro-homoeopathy 117-128

Seminar hall 3 (FF)

Scientific session I: Horizons of fundamental research in homoeopathy 133-151

Panel discussion: Upliftment of education in homoeopathy through research and clinical expertise.

Scientific session II: Standardising & Modernizing Homoeopathy: A Path Towards Global Recognition 154-172

Seminar hall 4 (FF)

Scientific session I: Faculty development program: An overview of CBDC 176-180

Scientific session II: Faculty development program contd. 183-185

Panel Discussion – Challenges and Opportunities for implementing CBDC – reflections and resolutions

Day 2 | 11th April 2025

Seminar hall 1A (GF)

Scientific session III: Homoeopathy in Neurological and neuro-degenerative disorders. 191-200

Scientific session IV: Artificial Intelligence in biomedical research, education and Practice 203-214

Seminar hall 1B (GF)

Scientific session III: Integrative Oncology 219-230

Understanding Journals' Expectations

Scientific session IV: Case reports and case series in homoeopathy 233-246

Seminar hall 2A (GF)

Scientific session III: Homoeopathy and Dermatology 251-259

Scientific session IV: Standardization of Homoeopathic products: from Identification to Efficacy 263-269

Seminar hall 2B (GF)

Scientific session III: Evidence building in Homoeopathy & Homoeopathic Clinical Case Repository (HCCR) 273-279

Scientific session IV: Research & Learning Insights 283-297

Seminar hall 3 (FF)

Scientific session III: Homoeopathy in Veterinary medicine: A potential strategy to mitigate Anti-Microbial Resistance 301-312

Scientific session IV: Exploring Research Insights from Homoeopathic Academia 315-327

Seminar hall 4 (FF)

Scientific session III: Successful cases through individualization, holism & homoeopathy 331-347

Scientific session IV: Activities & Achievements of CCRH 351

Poster Presentations 355-367

New Releases 370

Students Corner 372-413

Editorial Board

Chief Editor



Chief Editor, WHD 2025

Editors



Dr. Varanasi Roja,
Research Officer (H), S-4



Dr. Ritika Hassija Narula
Research Officer (H), S-2

Contributros



Dr. Deepti Singh,
Research Officer (H), S-2



Dr. Digvijay
Research Officer (H), S-1 (Pharmacog.)

Editorial Assistantce



Dr. Himani Garg, SRF (H)



Dr. Archna Nagar, SRF (H)



Dr. Gandham Kumuda, SRF (H)



Dr. Kriti Gulati, SRF (H)

From The Editor's Desk



Chief Editor, WHD 2025

World Homoeopathy Day (WHD), celebrated annually, honours the birth anniversary of Dr. Samuel Hahnemann, the founder of Homoeopathy. The momentous occasion of WHD 2025 celebration on the 10th and 11th of April 2025 at Mahatama Mandir, Gandhinagar, Gujarat, is set to be monumental, as it is expected to attract an increasingly diverse and dynamic gathering across the country, united in their efforts to honour and promote the accomplishments of the field of Homoeopathy.

The significance of this event is further amplified by the presence of the esteemed Hon'ble Minister of Home Affairs, Shri Amit Shahji, who will inaugurate the two-day event. His advocacy for the expansion and recognition of Homoeopathy highlights its growing importance within India's healthcare system. We are deeply appreciative of his leadership and his resolute commitment to the advancement of Homoeopathy. Furthermore, his impactful speech is expected to provide invaluable support for the future of Homoeopathy, fostering its continued integration and development within the broader healthcare framework.

Homoeopathy presents a holistic approach to healthcare by addressing not only the symptoms but also the underlying causes of diseases, offering a safe, gentle, cost-effective, and natural alternative for the treatment of both acute and chronic conditions. Renowned for its gentle nature, easily palatable mode, and minimal side effects, homoeopathic treatments are suitable for individuals across all age groups. Beyond human health, Homoeopathy has demonstrated considerable potential in veterinary medicine, effectively managing chronic diseases, facilitating trauma recovery, and addressing behavioral issues, all while respecting the animal's vital force and minimizing suffering. Moreover, its applications extend to agriculture, where homoeopathic remedies are increasingly acknowledged for their capacity to enhance plant health, improve crop yields, and restore soil quality. This eco-friendly and sustainable approach offers solutions to modern agricultural challenges, such as pests, diseases, and soil depletion. Furthermore, Homoeopathy holds significant promise in addressing global health crises, including the rising prevalence of lifestyle diseases, autoimmune disorders, antimicrobial resistance, and the spread of zoonotic diseases. By offering targeted treatments that enhance the body's innate healing mechanisms, it has the potential to contribute to the management and mitigation of these complex, multifaceted health challenges.

The theme for this year's celebration, "अध्ययन, अध्यापन, एंव अनुसंधान (Study, Teaching, and Research)", encapsulates the core principles that drive the advancement of Homoeopathy. These three pillars of Study, Teaching, and Research—form the bedrock upon which the discipline of homoeopathy flourishes, continuously evolving while remaining firmly anchored in its core principles. अध्ययन

represents the ongoing journey of acquiring knowledge, an essential process for practitioners who continuously refine their skills and deepen their understanding of the holistic nature of Homoeopathy. Through lifelong learning & clinical experience, we enhance our ability to provide compassionate, individualized care that honour the body's innate healing potential. अध्यापन emphasizes the noble responsibility of educators to transmit this knowledge, ensuring the future of Homoeopathy through the cultivation of both theoretical knowledge and practical wisdom. Finally, अनुसंधान, acts as a catalyst for integrating traditional practices with modern scientific advancements. It is through rigorous research that we validate and innovate, ensuring Homoeopathy remains evidence-based and relevant in the contemporary healthcare landscape. Research unlocks new insights into the potential of Homoeopathy, facilitating its integration into mainstream medical systems worldwide, and affirming its ability to address complex health challenges while respecting patient individuality. As we honour these principles, we continue to build a robust, dynamic future for Homoeopathy, one that is both grounded in tradition and propelled by scientific progress.

The Central Council for Research in Homoeopathy (CCRH) is dedicated to conducting and promoting high-quality research across the Surveys,Collection and Cultivation of Medicinal Plants,Drug Standardization, Drug Proving, Clinical Verification, Clinical Research,Fundamental and Collaborative Research, Epidemic Research, and Public Health Programs.Through scientifically rigorous and ethically sound research, the effectiveness of homoeopathic treatments is validated. To further enhance the global perception of Homoeopathy, CCRH collaborates with leading repute scientific institutions like IITs, AIIMS, ICMR-NIRT, etc. to validate the concepts & principles of Homoeopathy. In line with its mission, CCRH continues to advance Homoeopathy through comprehensive research initiatives. This year's convention will address a wide range of topics aimed at strengthening the practice of Homoeopathy and its integration into mainstream healthcare systems.

I express my sincere gratitude to the Ministry of Ayush for their steadfast support and guidance. This achievement would not have been possible without the collaboration of NCH, NIH, and the support of various homoeopathic colleges.

The WHD 2025 marks a significant milestone in our collective journey, bringing together an ever-growing global community of homoeopathic practitioners, researchers, educators, students, and industries. It is an opportunity to reflect on our achievements, share our progress, and look ahead to the promising future of Homoeopathy. We look forward to the enlightening sessions that will take place over the two days, featuring insightful discussions, cutting-edge research, and presentations from leading experts in the field. These sessions will underscore the central role that अध्ययन, अध्यापन, एंव अनुसंधान play in advancing Homoeopathy and will inspire us all to intensify our efforts in our individual and collective journeys toward deeper knowledge and understanding.

The souvenir features the array of sessions which covers the theme of this year and promote awareness of the benefits of Homoeopathy while showcasing the Council's commitment to fostering a healthier nation through holistic healthcare and public health initiatives. Let us all take this opportunity to reaffirm our commitment to the continued growth and evolution of Homoeopathy by celebrating the progress, collaboration, and a shared vision for a healthier future for all. The event will be filled with enriching sessions, panel discussions, and presentations, where experts will discuss the advancements in homoeopathic research, education, and practice. These discussions will inspire us all to continue our collective journey in making Homoeopathy a leading force in global healthcare.

This souvenir, is bestowed by motivational messages from the Hon'ble Minister of India, as well

as insights from visionaries within the Ministry of Ayush, and esteemed representatives from our collaborators, NCH and NIH. In an effort to disseminate our pioneering research on a global scale, this keepsake also includes newly released materials such as books, brochures, and documentaries. Additionally, it highlights a dedicated section for students, showcasing their award achievements.

I express my heartfelt gratitude to all the delegates, experts, and contributors for their invaluable support in making this event a success. Let us come together in our efforts to advance Homoeopathy nd continue our Master's legacy with renewed dedication and scientific integrity.



Dr.SubhashKaushik

Director General, CCRH

Messages From Visionaries



राष्ट्रपति
भारत गणतंत्र
PRESIDENT
REPUBLIC OF INDIA

MESSAGE

I am happy to know that the Central Council for Research in Homoeopathy (CCRH), under the Ministry of AYUSH in association with the National Institute of Homoeopathy (NIH) and the National Commission for Homoeopathy (NCH) is organising World Homoeopathy Day – 2025 on 10th and 11th April, 2025.

Homoeopathic system of medicine plays a significant role in Indian healthcare system. Homeopathy has gained widespread acceptance in India. The Government of India is taking several initiatives for integration of Homoeopathy into our national healthcare framework. I am confident that such initiatives will not only promote education and awareness about Homeopathy but also encourage research and innovation in this field.

On this occasion, I extend my warm greetings and felicitations to the organisers and participants. I also wish the World Homoeopathy Day – 2025 celebrations every success.

(Droupadi Murmu)

New Delhi
April 08, 2025



सत्यमेव जयते

प्रधान मंत्री
Prime Minister

MESSAGE

I am pleased to learn about the organisation of various activities as part of World Homoeopathy Day. The day serves as a reminder of the abiding contribution of homeopathy to the field of medicine. It also showcases the importance of alternative healthcare systems that promote good health and well-being.

The participation of students, researchers, academicians, global practitioners and experts provides an opportunity to share the latest advancements in the field of homoeopathy and engage in mutual learning from shared experiences.

Homoeopathy has gained popularity across the globe as a holistic, alternative system of medicine. With its increasing application and usage to treat various conditions, disorders, and illnesses, homoeopathy is helping many individuals live a better quality of life.

World Homoeopathy Day is also an occasion to reiterate the importance of promoting scientific research and studies to further the efficacy of homoeopathic treatments and to bridge the gap between alternative systems of medicine and conventional healthcare practices.

As more people seek out alternative treatment options such as homoeopathy, may the World Homoeopathy Day encourage a deeper dialogue and continuing exploration of this alternative healing system.

Greetings and best wishes to the Ministry of AYUSH and various other organisations related to the domain for making the World Homoeopathy Day celebrations successful.

(Narendra Modi)

New Delhi
चैत्र 18, शक संवत् 1947
08 April, 2025

राज्य मंत्री (स्वतंत्र प्रभार)
आयुष मंत्रालय और
राज्य मंत्री
स्वास्थ्य एवं परिवार कल्याण मंत्रालय
भारत सरकार

आज़ादी का अमृत काल

सत्यमेव जयते

प्रतापराव जाधव
PRATAPRAO JADHAV



Minister of State
(Independent Charge) of
Ministry of Ayush and
Minister of State in
Ministry of Health and Family Welfare
Government of India

स्वयं और समाज के लिए योग
Yoga for self and society

संदेश

यह मेरे लिए अत्यंत गर्व का विषय है कि मैं इस स्मारिका के माध्यम से आप सभी को विश्व होम्योपैथी दिवस-2025 की शुभकामनाएँ व्यक्त कर रहा हूँ। इस स्मारिका में संजोए वैज्ञानिक प्रस्तुति के सार, कुशल उत्कृष्ट वक्ताओं का विवरण और कार्यक्रम की जानकारी आयोजकों के सामूहिक प्रयासों और योगदान का प्रतीक है।

मुझे प्रसन्नता है कि विश्व होम्योपैथी दिवस-2025 का भव्य और ऐतिहासिक कार्यक्रम आयुष मंत्रालय के तत्वावधान में केंद्रीय होम्योपैथी अनुसंधान परिषद, राष्ट्रीय होम्योपैथी आयोग और राष्ट्रीय होम्योपैथी संस्थान के साथ मिलकर 10 और 11 अप्रैल, 2025 को महात्मा मंदिर, गांधीनगर, गुजरात में आयोजित हो रहा है। इस सम्मेलन के माध्यम से हम न केवल अपनी चिकित्सा पद्धति को और अधिक सशक्त बनाएंगे बल्कि अपने ज्ञान और अनुभवों का आदान-प्रदान करके इसे और ऊँचाइयों तक ले जाने का संकल्प भी करेंगे।

आयुष मंत्रालय, राष्ट्रीय आयुष मिशन के तहत पूरे देश में लागत प्रभावी और न्यायसंगत आयुष स्वास्थ्य देखभाल प्रदान कर रहा है, सभी राज्यों को सहायता प्रदान कर रहा है। राष्ट्रीय स्वास्थ्य मिशन, आयुषमान भारत योजना जैसे कार्यक्रम के जरिये, सरकार होम्योपैथी के विकास के लिए और उसे घर-घर पहुचाने का कार्य कर रही है। यह सम्मेलन इस दिशा में एक महत्वपूर्ण कदम है, जहाँ हम एकजुट होकर होम्योपैथी की स्वास्थ्य क्षेत्र की चुनौतियों पर विचार करेंगे और उन्हें हल करने के लिए नए दृष्टिकोणों को साझा करेंगे। मुझे विश्वास है कि इस सम्मेलन के अंतर्गत साझा किए जाने वाले शोध परिणामों, नैदानिक सफलताओं एवं ज्ञानवर्धक सत्र सभी के लिए बेहद उपयोगी होगें।

मैं सम्मेलन के सफल आयोजन के लिए आयोजकों को बधाई देता हूँ और आशा करता हूं कि सभी प्रतिभागी इस सम्मेलन में किए गए विचार-विमर्श को अपने कार्यक्षेत्र में लागू करने का प्रयास करेंगे।

03 अप्रैल, 2025
नई दिल्ली

(प्रतापराव जाधव)

Room No. : 101, Ayush Bhawan, 'B' Block, GPO Complex, INA, New Delhi-110023
Tel : 011-24651955, 011-24651935 E-mail : minister-ayush@nic.in
Room No. 250-A, Nirman Bhawan, Maulana Azad Road, New Delhi-110011, Tel. : 011-23061551, 23061016
Residence : 23, Ashoka Road, New Delhi-110001, Tel.: 011-23740412, 23345478, Fax : 011-23740413

वैद्य राजेश कोटेचा
सचिव
Vaidya Rajesh Kotecha
Secretary



सत्यमेव जयते

आज़ादी का अमृत महोत्सव

भारत सरकार
आयुष मंत्रालय
आयुष भवन, 'बी' ब्लॉक, जी.पी.ओ. कॉम्प्लेक्स,
आई.एन.ए, नई दिल्ली–110023
Government of India
Ministry of Ayush
Ayush Bhawan, B-Block, GPO Complex,
INA, New Delhi-110023
Tel. : 011-24651950, Fax : 011-24651937
E-mail : secy-ayush@nic.in

Message

On the occasion of World Homoeopathy Day 2025, I extend my heartfelt greetings to all participants and organizers at this momentous celebration held at Mahatma Mandir, Gandhinagar, Gujarat. This Day serves as a tribute to Dr. Samuel Hahnemann, whose visionary work laid the foundation for homoeopathy, a system that continues to benefit millions worldwide with its holistic and patient-centred approach.

Ministry of Ayush is dedicated to promoting the growth of homoeopathy by improving education, supporting research and increasing public awareness. The research in Homoeopathy System of Medicine plays a vital role in advancing the field and enhancing its credibility. Continued research allows for the development of evidence-based practices, supports the integration of homoeopathy into mainstream healthcare systems and ensures that the discipline evolves in response to the ever-changing needs of patients.

I would like to extend my best wishes to the organisers for their efforts in bringing together experts, practitioners and researchers from different fields at one platform.

I once again extend my best wishes for the grand success of the event.

(Rajesh Kotecha)

New Delhi
03.04.2025

डॉ. संगीता ए. दुग्गल
Dr. Sangeeta A. Duggal
सलाहकार (होम्योपैथी)
ADVISOR (HOMOEOPATHY)
Tel.:011-24656914
E-mail: sangeetaaduggal@gmail.com
sangeetaa.cghs@nic.in

सत्यमेव जयते

भारत सरकार
आयुष मंत्रालय
आयुष भवन, 'बी' ब्लाक, जी.पी.ओ. कॉम्पलेक्स,
आई.एन.ए., नई दिल्ली–110023
Government of India
Ministry of Ayush
Ayush Bhawan, B-Block, GPO Complex
INA, New Delhi-110023



MESSAGE

On the occasion of World Homoeopathy Day 2025, I am delighted to share that the Central Council for Research in Homoeopathy (CCRH), in collaboration with the National Commission for Homoeopathy(NCH), National Institute of Homoeopathy(NIH), and under the esteemed aegis of the Ministry of Ayush, is organizing this grand celebration at Mahatma Mandir, Gandhinagar, Gujarat, on April 10th and 11th, 2025.

The Ministry of Ayush has been actively supporting and promoting research in Homoeopathy, particularly through institutions like the Central Council for Research in Homoeopathy (CCRH). Through continuous research, Homoeopathy is not only becoming more scientifically validated but is also gaining widespread acceptance as an effective and holistic form of healthcare. The evidence-based advancements in research are helping Homoeopathy evolve into a sophisticated and integrative medical system that addresses a wide range of health concerns, from chronic diseases to lifestyle-related conditions.

As we celebrate this World Homoeopathy Day, we also recognize the 270th birth anniversary of Dr. Samuel Hahnemann, whose pioneering work laid the foundation for this remarkable system of medicine. His contributions remind us that the growth of Homoeopathy is not static; it is an evolving discipline, one that thrives on scientific innovation, rigorous research, and a commitment to improving the health and well-being of people worldwide.

I encourage all of you to participate actively in the discussions and exchange of ideas during this conference. Let us collectively strive to push the boundaries of knowledge, enhance the quality of education, and ensure that Homoeopathy continues to be a trusted and effective form of healthcare for generations to come.

May this event be a great success, and may it further propel the progress of Homoeopathy as a significant healthcare system in the Country and Worldwide.

Duggal 01/04/2025

(Dr. Sangeeta A. Duggal)

डॉ. पिनाकिन एन त्रिवेदी, अध्यक्ष प्रभारी
Dr. Pinakin N. Trivedi, Chairperson(I/c)

राष्ट्रीय होम्योपैथी आयोग
National Commission for Homoeopathy

जवाहर लाल नेहरू भारतीय चिकित्सा एवं होम्योपैथी अनुसंधान भवन नं.61-65,
संस्थागत क्षेत्र, जनकपुरी, नई दिल्ली -110058
Jawahar Lal Nehru Bhartiya Chikitsa Avum Homoeopathy Anusandhan Bhavan
No. 61-65, Institutional Area, Janakpuri, New Delhi-110058
Email: chair.nch@gmail.com, Phone : 011-28526873
Website: www.nch.org.in



MESSAGE

On the occasion of World Homoeopathy Day, I take this opportunity to celebrate the time-tested science of homoeopathy that has been providing natural, holistic healing for centuries. Homoeopathy's philosophy of treating the person as a whole, rather than just addressing symptoms, continues to inspire trust and hope in millions across the world.

As we honor this day, we express our gratitude to the dedicated practitioners, researchers and all others who have contributed to the growth and recognition of this gentle form of medicine. May the healing power of homoeopathy continue to promote wellness, balance, and vitality in lives worldwide.

Let us stand together in appreciation of this remarkable system of medicine that unites nature with science, bringing forth a healthier future for all.

Homoeopathy has served the ailing mankind gently and its popularity is increasing among the masses. As a science, Homoeopathy has maintained its integrity with respect to its principles and stood the test of the time. This institute stands by the path of Homoeopathy by creating knowledge and use of existing knowledge in an advanced way.

May this souvenir serve as a reminder of the countless memories made, the knowledge gained, and the dreams that continue to unfold. We stand united, proud of what we've achieved and excited for the future we will continue to build together.

I convey my heartfelt wishes for this event to become a huge success in achieving this goal and encourage the Homoeopathic fraternity.

Trivedi

(Dr. Pinakin N. Trivedi)

होम्योपैथी शिक्षा बोर्ड
Homoeopathy Education Board
राष्ट्रीय होम्योपैथी आयोग
National Commission for Homoeopathy
जवाहर लाल नेहरू भारतीय चिकित्सा होम्योपैथी अनुसंधान भवन
नं. 61–65 संस्थागत क्षेत्र, जनकपुरी, नई दिल्ली–110058
Jawahar Lal Nehru Bhartiya Chikitsa Avum Homoeopathy Anusandhan Bhawan
No. 61-65 Institutional Area, Janakpuri, New Delhi-110058
E-mail:heb.nch@gmail.com; Phone: 011-28522906
Website: www.nch.org.in

डॉ. तारकेश्वर जैन, अध्यक्ष
Dr. Tarkeshwar Jain, President



Message

Dear All,

It is a great pleasure and privilege to be a part of the celebration of World Homoeopathy Day, 2025 organized by Central Council for Research in Homoeopathy, along with National Commission for Homoeopathy and National Institute of Homoeopathy under Ministry of Ayush on 10th and 11th April 2025 on the land of Gujarat. The theme for this year is **"अध्ययन, अध्यापन, एवं अनुसंधान"** highlights the evolution of Homoeopathy with the goal to promote health and well-being, improving quality of life of the patients and developing effective interventions for treatment of disease symptoms.

Homeopathy is a system of medicine based on the theory of "Similia Similibus Curentur". This Science is gaining popularity in Indian states and UTs because of its effectiveness and the ongoing endeavours of the fraternity to make it available for all the citizens.

Evidence-based medicine is the timely remedy, and it is the responsibility of homoeopathic students, practitioners, researchers and academicians to validate the principles of homeopathy as a primary mode of treatment in complex diseases and adjuvant treatment complementary to all other medical specialties and make it approachable to the masses. Clinical Research in homeopathy is crucial to validate its principles, establish efficacy and safety, and improve clinical practice, ultimately contributing to a more evidence-based approach to this system of medicine. We as policymakers aims to promote equitable and universal healthcare that encourages community health perspective and make services of Homoeopathy medical professionals accessible and affordable to all the citizens.

I am grateful to be a part of the fraternity who works diligently for the growth and development of homoeopathy. I extend my best wishes to the organizing committee for this great event which will be a learning experience for all the medical professionals.

Dr. Tarkeshwar Jain
President, MARBH
President, HEB

राष्ट्रीय होम्योपैथी आयोग
National Commission for Homoeopathy
जवाहर लाल नेहरू भारतीय चिकित्सा होम्योपैथी अनुसंधान भवन
नं. 61–65 संस्थागत क्षेत्र, जनकपुरी, नई दिल्ली–110058
Jawahar Lal Nehru Bhartiya Chikitsa Avum Homoeopathy Anusandhan Bhawan
No. 61-65 Institutional Area, Janakpuri, New Delhi-110058
E-mail:chair.nch@gmail.com; Phone: 011-28526873
Website: www.nch.org.in

डॉ. संजय गुप्ता, सचिव
Dr. Sanjay Gupta, Secretary



शुभ संदेश

होम्योपैथी एक प्राकृतिक और समग्र चिकित्सा पद्धति है जो मानव स्वास्थ्य के उन्नयन और रोगों की रोकथाम में महत्वपूर्ण भूमिका निभाती है।

प्रतिवर्ष की भांति केंद्रीय होम्योपैथी अनुसंधान परिषद, राष्ट्रीय होम्योपैथी आयोग एवं राष्ट्रीय होम्योपैथी संस्थान के संयुक्त तत्वाधान में, **विश्व होम्योपैथी दिवस 2025** का आयोजन किया जा रहा है । राष्ट्रपिता महात्मा गांधी की जन्म भूमि से उदगमित, **अध्ययन, अध्यापन और अनुसंधान** के त्रिगणो से पोषित यह **होम्योपैथी महाकुंभ**, निश्चित रूप से विश्व को स्वास्थ्य संरक्षण, नवाचार एवं मानव उत्थान की दिशा में मार्गदर्शन के रूप में सिद्ध होगा ।

स्मारिका प्रकाशन के माध्यम से, हम होम्योपैथी के क्षेत्र में किए गए अनुसंधान और विकास को प्रदर्शित करने का अवसर प्राप्त करते हैं। यह स्मारिका होम्योपैथी के विकास में योगदान देने वाले विद्वानों, अनुसंधानकर्ताओं, चिकित्सकों, चिकित्सा छात्रों को सम्मानित करेगी।

इस बहुउद्देशीय वैज्ञानिक समागम की सफलता एवं स्मारिका प्रकाशन के लिए मैं अपनी शुभकामनाएं प्रेषित करता हूं और राष्ट्रीय होम्योपैथी आयोग की ओर से **स्वस्थ नागरिक, स्वस्थ राष्ट्र – विकसित भारत** अभियान के लिए होम्योपैथी चिकित्सा शिक्षा एवं अनुसंधान के संकल्प का पुन: आहवान करता हूँ ।

संजय गुप्ता

आज़ादी का अमृत महोत्सव

Dr. RAJ K. MANCHANDA
M.D.(Hom.), MBA (Healthcare)
Secretary for Information & Communication
rkmanchanda.lmhi@gmail.com

Hahnemann House, Wallstr 47
06366 Köthen, Germany
www.lmhi.org
RK_Manchanda
dr-raj-k-manchanda
rkmanchanda2

Date…01/11/2023…



MESSAGE

I am delighted to learnt that we will honour our cherished tradition by celebrating World Homoeopathic Day 2025 with a symposium on April 10th–11th, 2025, in Gandhinagar, Gujarat.

This day commemorates Dr. Samuel Hahnemann, whose revolutionary discovery of Homoeopathy in the late 18th century transformed healthcare. Today, Homoeopathy is practiced in over 100 countries, and its further integration into mainstream healthcare requires modern scientific methods and robust standardization.

Recognizing this, the Ministry of AYUSH, in partnership with the Bureau of Indian Standards (BIS), has taken significant steps to standardize homoeopathic products and services. The formation of the Homoeopathy Sectional Committee (HSC) under AYUSH at BIS is pivotal for ensuring quality, consistency, and safety. Standardization brings immense benefits, including quality assurance, market expansion, regulatory alignment, consumer trust, and support for innovation and sustainable growth. Active collaboration among academic institutions, industry associations, consumer groups, regulatory bodies, and experts is essential to developing effective standards.

Globally, the Liga Medicorum Homoeopathica Internationalis (LMHI) is leading efforts to modernize Homoeopathy. On behalf of LMHI, I warmly greet the Homoeopathic community. Weremains steadfast in our commitment to establishing international standards for products and practices in Homoeopathy. I encourage everyone to join LMHI, actively contribute to its mission, and gain valuable insights into the challenges and advancements shaping the future of Homoeopathy.

My heartfelt congratulations to the organizers, experts, and delegates of this symposium. May this event deepen our understanding and appreciation of Homoeopathy and its lasting legacy.

Warm regards,

(RAJ K. MANCHANDA)

Currently:
Chairperson, Homoeopathic Sectional Committee, Ayush department
Bureau of Indian Standards, Government of India

Formerly:
Director General (2012-2019)
Central Council for Research in Homoeopathy



Dr. Kumar M Dhawale
MD, DPM, M.F. Hom (Lond.)
Consulting Psychiatrist and Homoeopath
Chairman, Dr. M. L. Dhawale Memorial Trust
Chairman, Editorial Board, JISH
Chairman, Scientific Advisory Board, CCRH, New Delhi
Email: icrkumar@gmail.com
Cell: 9324014217

Message

World Homoeopathy Day remains a cherished event in the heart of every homoeopath as it is an opportunity for all of us to recognize our debt and pay tributes to the immense contribution of Dr. Samuel Hahnemann, our founder. His dedication, passion and commitment to the welfare of humankind combined with constant striving to acquire scientific knowledge, innovate in the search for solutions and courage in the face of opposition will continue to inspire many generations to come.

The Ministry of AYUSH has always been in the forefront of providing opportunity for homoeopathic professionals to provide a platform for all of us to assemble on a platform on this important day. It is significant that the theme of this WHD is itself innovative. 'Learning, Teaching and Research' are the three legs which would encourage the development of Homoeopathy in its widest sense. It is significant that the three national bodies viz. CCRH, NCH and NIH are coming together to organize this unique event and provide a veritable 2-day feast for the participants. The number of parallel events affords a choice for all interests and passions.

It is significant that for the first time a homoeopathic event of this dimension is being organized away from the national capital. Mahatma Gandhi was a true supporter of our science and it is a once in a lifetime for all of us to also experience the charisma of the Founder of our Nation along with that of the Founder of Homoeopathy. May all of us imbibe the spirit of both these great personages and re-invent ourselves to serve humankind in this very difficult time.

Dr. Kumar Dhawale

Chairman, Scientific Advisory Board,
Central Council of Homoeopathy, New Delhi

Dr Anil Khurana
Former Chairman, NCH and Former Director General, CCRH



Message

World Homoeopathy Day is celebrated globally on 10th April, the birth anniversary of Master Hahnemann, the founder of Homoeopathy which is a unique science to modulate immune system of the body favouring self-healingwith medicines in low diluted state with no chance of developing side effects, highly palatable and economic. More and more people are adopting Homoeopathy as first line of treatment for both acute and chronic ailments. It is highly acceptable in integrative management with other interventional therapies as there is no chance of drug-drug interaction rather it complements the action of other therapies and boosts faster recovery.

Hahnemann's teachings have acted and are still acting as a ferment in medical science, disintegrating, dissolving, remoulding and reconstructing traditional ideas, customs and methods. At no other period has medical science, in reality, come so near to the fundamental ideas of Homoeopathy as it does today. It may be argued by his opponents that such changes would have occurred in time anyway but honour always goes to the man who originates an idea or a concept. The tremendous contributions of this great man are of everlasting benefit to humanity. Thus, humanity owes an everlasting debt to Hahnemann as the Father of Curative therapeutics.

The medical world has in many ways accepted Hahnemann's Similia, Simplex and even Minimum. Nowhere is this more apparent than in the practice of allergy and vaccine therapy by the conventional medicine.

But it is regretted that Homoeopathy is receiving criticism from other school of Medicine. Sir William Osler, considered as one of the world's greatest medical teachers and authorities, has put this on record "*It is not as if our homoeopathic brethren are asleep; far from it. they are awake to the importance of the scientific study of disease. It is distressing that so many good men live isolated in a measure from the great body of the profession The grievous mistake was ours: to quarrel with our brothers over infinitesimalswas a most unwise and stupid thing to do*".

More and more evidences are coming into light regarding biological activities of Homoeopathic medicines and on physico-chemical nature of these medicines. Time is not far that the scientific world would recognize the revolutionary Homoeopathic system of medicine as method of treatment which is not only effective as standalone treatment in areas of its strength where other systems have limitations, but can effectively play its role as complementary medicine for faster recovery, improving the quality of life and relieving the patients' sufferings significantly.

The theme of the WHD 2025, Adhyayan(Education), Adhyappan (Teaching) and Anusandan (Research) goes well with the needs of modern times of evidence-based medicine that education and teaching should lead to quality healthcare delivery and undertaking research for the development of science.

I wish WHD 2025 celebration as great success.

Dr Anil Khurana

राष्ट्रीय होमियोपैथी संस्थान
एक स्वायत्त संस्थान, आयुष मंत्रालय, भारत सरकार
मुख्यालय :
ब्लॉक - जी ई, सेक्टर - III, सॉल्ट लेक, कोलकाता - 700106
सैटेलाईट परिसर :
सेक्टर - ए 8, चौधरी रामदेव चौक, नरेला, दिल्ली - ११००४०

National Institute of Homoeopathy
An Autonomous Institute, Under Ministry of Ayush, Govt. of India
Headquarter :
Block - GE, Sector - III, Salt Lake, Kolkata - 700 106
Tel.: 033-2337-0970 E-mail : admin.nih@nic.in Website : www.nih.nic.in
Satellite Campus :
Sector - A8, Chaudhary Ramdev Chowk, Narela, Delhi - 110040

No. :.....

Date :28.3.2025.

MESSAGE

It is a privilege to celebrate World Homoeopathy Day at Mahatma Mandir Convention & Exhibition Center, Gandhinagar, Gujarat, on 10th and 11th April 2025. This event, jointly organized by National Commission for Homoeopathy, Central Council for Research in Homoeopathy and National Institute of Homoeopathy under the aegis of the Ministry of Ayush, highlights the strength of collaboration in advancing Homoeopathy.

The true growth of Homoeopathy lies in continuous learning, research, and most importantly, improving clinical skills. A well-trained clinician can bridge the gap between theory and practice, ensuring better patient outcomes and greater trust in Homoeopathy. This gathering of clinicians, educators, researchers, and policymakers provides a unique opportunity to exchange knowledge and inspire progress.

Together, let us strengthen Homoeopathy and work towards a future where it plays an even greater role in global healthcare.

My best wishes for an incredible success.

Pralay Sharma.

Dr. Pralay Sharma
Director In-Charge

To
Dr. Subhash Kaushik,
Director General,
Central Council for Research in Homoeopathy

केन्द्रीय होम्योपैथी अनुसंधान परिषद्
(स्वायत्त निकाय, आयुष मंत्रालय, भारत सरकार)
CENTRAL COUNCIL FOR RESEARCH IN HOMOEOPATHY
(An Autonomous Body of Ministry of Ayush, Govt. of India)



संदेश

विश्व होम्योपैथी दिवस 2025 के इस विशेष अवसर पर, मैं आप सभी को सहदिल से शुभकामनाएँ देता हूँ। इस वर्ष हम महात्मा मंदिर, गांधीनगर, गुजरात में 10 और 11 अप्रैल 2025 को एकत्रित हो रहे हैं, जहाँ हम होम्योपैथी के अद्वितीय योगदान और इसके विकास की दिशा पर गहरी चर्चा करेंगे। यह अवसर हम सभी के लिए होम्योपैथी के प्रति हमारी प्रतिबद्धता को मजबूत करने और भविष्य में इसे और अधिक प्रभावी बनाने का एक अहम कदम है।

होम्योपैथी चिकित्सा पद्धति में उपयोग की जा रही औषधि शरीर की सहज जीवन शक्ति के प्रवाह को संतुलित करके न केवल शारीरिक रोगों का उपचार करती है, बल्कि यह मानसिक और भावनात्मक स्वास्थ्य को भी ठीक करती है। एक चिकित्सक के रूप में, मेरा मानना है कि हर रोगी के साथ व्यक्तिगत, सहानुभूतिपूर्ण और संवादात्मक संबंध होना अत्यंत आवश्यक है, क्योंकि हर मरीज की बीमारी और इलाज का तरीका अलग होता है।

केंद्रीय होम्योपैथी अनुसंधान परिषद ने हमेशा होम्योपैथी के शोध, शिक्षा और प्रशिक्षण में नवाचार के लिए निरंतर प्रयास किया है। हम अपनी भूमिका को और अधिक सशक्त बनाने के लिए निरंतर प्रयास कर रहे हैं ताकि होम्योपैथी का विश्वभर में अधिक से अधिक प्रचार-प्रसार हो और उसे पहचान मिले। इस आयोजन के माध्यम से हम होम्योपैथी की उपचार प्रणाली को न केवल चिकित्सा जगत में, बल्कि समाज में भी अधिक लोकप्रिय और प्रभावशाली बनाने की दिशा में एक कदम और बढ़ा सकते हैं।

आइए, हम सभी इस दिन को एक अवसर के रूप में देखें, ताकि हम अपने मरीजों के लिए एक स्वस्थ, समृद्ध और संतुलित जीवन की दिशा में योगदान दे सकें। होम्योपैथी के प्रति हमारी निष्ठा और समर्पण को और अधिक दृढ़ बनाएं, और इस चिकित्सा पद्धति के आदर्शों को फैलाते हुए हर मरीज के जीवन में सकारात्मक परिवर्तन लाएं।

मैं सभी प्रतिभागियों के लिए एक महान शिक्षण अनुभव की कामना करता हूँ और आशा करता हूँ कि यह सम्मेलन उन सभी को उत्कृष्टता, ज्ञानवर्धन के लिए प्रयास करने में सक्षम बनाएगा और उनकी क्षमता में वृद्धि करेगा।

डॉ सुनील रामटेके
(उप-महानिदेशक, कें.हो.अनु.प)

Guidance & Facilitation



Hon'ble Minister Of State (Independent Charge), Shri Prataprao Jadhav



Shri Vaidya Rajesh Kotecha, Secretary, MoA



Ms. Monalisa Dash, Joint Secretary
MoA



Dr. Sangeeta A Duggal, Advisor
(Hom.), MoA



Dr. Subhash Kaushik,
DG, CCRH



Dr. Pinakin Trivedi,
In-Charge Chairman, NCH



Dr. Pralay Sharma, In-Charge,
Director, NIH

Coordinators



Dr. Tarkeshwar Jain,
President, NCH



Dr. Sunil S Ramteke,
DDG, CCRH



Dr Mangesh Jatkar,
Member, NCH



Dr Anand Chaturvedi,
Member, NCH



Dr J Senthil Kumar,
Member, NCH



Dr. Sanjay Gupta,
Secretary, NCH



Dr. Renu Mittal,
RO(H)/S-4, In- Charge Admin., CCRH



Dr. Divya Taneja,
RO(H)/S-3, CCRH

ORGANIZING TEAM

Central Council for Research in Homoeopathy

1. Dr. Sunil S Ramteke, DDG
2. Dr. K.C. Muraleedharan, Asst. Director (H)
3. Dr. Shaji Kumar RT, Asst. Director (H)
4. Dr. Renu Mittal, RO(H)/S-4, In-charge, Admin
5. Meenakshi Bhatia, Librarian
6. Dr. G RC Reddy, RO (H) /S-4
7. Dr. Debadatta Nayak, RO (H)/ S-4
8. Dr. Varanasi Roja, RO (H) /S-4
9. Dr. Chetna Deep Lamba, RO (H) /S-4
10. Dr. Padmalaya Rath, RO (H)/ S-4
11. Dr. Kumar Vivekanand, RO (H) /S-4
12. Dr. Amulya Ratan Sahoo, RO (H) /S-4
13. Dr. Pritha Mehra, RO (H)/ S-3
14. Dr. Akshay Prusty, RO (H)/ S-3
15. Dr. Divya Taneja, RO (H) /S-3
16. Dr. Manas R Sarangi, RO (H)/ S-3
17. Dr. Suniti Chugh, RO (H) /S-3
18. Dr. U.K. Prusty, RO(H)/S-3
19. Dr. Bharti Wadhwa, RO (H) S-3
20. Dr. D. Karthikeyan, RO (H) /S-3
21. Dr. Birendra Rawat, RO (H) /S-3
22. Dr. Harleen Kaur, RO (H) S-2
23. Dr. Anupriya RO (H)/ S-2
24. Dr. Suhana P. Azis, RO (H)/ S-2
25. Dr. Ritika Hassija Narula, RO (H)/ S-2
26. Dr. Deepti Singh, RO (H)/ S-2
27. Dr. Punam Kumari, RO (H)/ S-2
28. Dr. Digvijay Verma, RO (Pharmacognosy)
29. Dr. G.V. Narshimha, RO (H) /S-2
30. Dr. Pooja Gautam, RO (H) /S-2
31. Dr. Shashi Giri, RO (H)/ S-1
32. Dr. Baidurjya Bhattacharya, RO(H)/S-1
33. Dr. Karanpreet Nahar, RO(H)/S-1
34. Dr. Shweta Gautam, RO(H)/S-1
35. Dr. Jyoti, RO (H) S-1
36. Dr. Pankhuri Mishra, RO (H) /S-1
37. Dr. Ashwani Kumar, RO (H)/ S-1
38. Dr. Neha Kalra, RO (H)/ S-1
39. Dr. Divya Verma, RO (H) /S-1
40. Dr. Hanuman Ram, RO (H) /S-1
41. Dr. Papiya Chanda, RO (H) /S-1
42. Sh. Anurag Bajpai, Statistical Assistant
43. Dr. Ruchika Bhalla, RA (H)
44. Dr. Divya Bansal, RA (H)
45. Dr. Rajni Devi, RA (H)
46. Dr. R. Surbhi Jain, RA (H)
47. Dr. Abhishek Chaudhuri, RA (H)
48. Dr. Gurpreet Singh, RA (H)
49. Dr. Shweta Singh, RA (H)
50. Dr. Shweta Singh Kureel, RA(H)
51. Dr. Srimonti Sanyal, RA (H)
52. Dr. Tania Chatterjee, RA (H)
53. Dr. Shalini Rao, RA (H)
54. Dr. Beenu Saini, RA (H)
55. Dr. Purnima Rani, RA (H)
56. Dr. Shruti Jain Vij, RA (H)
57. Dr. Babita Kondle, FORMER RA (H)
58. Dr. Supriya Kumari RA (BOT.)
59. Dr. Ajay Kumar Yadav, SRF (H)
60. Dr. Charu Popli, SRF (H)
61. Dr. Pooja Kumari, SRF (H)
62. Dr. Surabhi Khatta, SRF (H)

63. Dr. Ekta Gupta, SRF (H)
64. Dr. Mayuri Verma, SRF (H)
65. Dr. Devika Chaturvedi, SRF (H)
66. Dr. Satadal Roy, SRF (H)
67. Dr. Sujata Madhukar, SRF (H)
68. Dr. Tanya Rai, SRF (H)
69. Dr. Archna Nagar, SRF (H)
70. Dr. Abhishek Duggal, SRF (H)
71. Dr. Monika Chandyoke, SRF (H)
72. Dr. Gandham Kumuda, SRF (H)
73. Dr. Kriti Gulati, SRF (H)
74. Dr. Aminur Rahsid Khan, SRF (H)
75. Dr. Shikha, Garg SRF (H)
76. Dr. Sana Shahid, SRF(H)
77. Dr. Meenu Gupta, SRF(H)
78. Dr. Divya Yadav, SRF (H)
79. Dr. Priyanka Singh, JRF (H)
80. Dr. Indra Gaurav Saxena SRF (H)
81. Dr. Ishika Jain, SRF (H)
82. Dr. Sangita Yadav, SRF (H)
83. Dr. Stuti Rastogi, SRF (H)
84. Dr. Sunmeet Kaur, SRF (H)
85. Dr. Roshni, SRF (H)
86. Dr. Meghna, SRF (H)
87. Dr. Garima Jindal, SRF (H)
88. Dr. Anjali, SRF (H)
89. Dr. Shashank Atrey, SRF (PH)
90. Dr. Aashima Khullar, SRF(H)
91. Dr. Shatakshi Bhardwaj, Scientist-C
92. Dr. Charu Sehgal, SRF (H)
93. Dr. Baijanti Rajput, SRF (H)
94. Dr. Himani Garg, SRF (H)
95. Dr. Nitesh, SRF (H)
96. Dr. Sunaina Shankar, SRF(H)
97. Ms. Megha, JRF(Chem.)
98. Ms.Priyanka, JRF(Botany)
99. Ms.Pragati Rathore, JRF(Chem.)
100. Sh. Sonu Kumar, SRF (IT)
101. Dr. Joy Kumar Dey, Editorial Assistant
102. Sh.R.K. DUA, Asstt. Consultant
103. Sh.Shakil Ahmed, Asstt. Consultant
104. Sh.Gajrao, Consultant
105. Sh.Shyam Lal Gupta, Consultant
106. Sh.Kulshrestha , Consultant,
107. Sh.D.K. DAS, Accounts Officer
108. Sh.Jai Parkash, Accountant
109. Sh.Pradeep Kumar, Junior Administrative Officer
110. Sh.Shyam Bahadur, Assistant
111. Sh.Manoj Babu Garg, MLT
112. Sh.Amarjit, JR Stenographer
113. Sh.S.N Rout, UDC
114. Sh.Satish Tomar, UDC
115. Sh.Narender, UDC
116. Sh.Sumit Dahiya, UDC
117. Sh.Randhir Kumar Singh, UDC
118. Sh.Mukesh Bhatia, UDC
119. Sh.Ranjan Kumar Barnwal, UDC
120. Sh.Sumit Godhra, LDC
121. Sh.Mohit Sindhu, LDC
122. Sh.Sanjay, LDC
123. Sh.Saurav Kaushik, LDC
124. Sh.Reetik Yadav, LDC
125. Sh.Hemraj Sharma, Pharmacy Assistant
126. Sh.Gauram Singh Rawat, Driver
127. Sh.Deepak, OA
128. Ms.Vandna Sharma, OA
129. Sh.Narendra Singh, OA
130. Ms. Nisha Adhikari, OA
131. Sh.Ishu Gupta, OA
132. Sh.Atul Shiri, OA
133. Ms.Priyanka Rawat, OA
134. Ms.Rajani Sharma, OA
135. Sh.Pardeep Kumar, OA
136. Ms. Nancy, OA
137. Sh.Amit Pachauri, OA
138. Ms. Meenakshi, Pharmacist
139. Sh.Swati Chaudhary, OA

140. Sh.Sonu Saifi, OA
141. Sh.Kapil, OA
142. Sh.Sagar, OA
143. Ms. Neha Chauhan, OA
144. Ms.Roopa Kumari, OA
145. Sh.Sanjay, OA
146. Ms.Shruti Badola, OA
147. Sh.Pratap Khandual, OA
148. Sh.Deepak Sindhu, OA
149. Ms. Sapna Mishra, OA
150. Ms. Priyanka Gosain, OA
151. Ms. Dinesh Chauhan, OA
152. Ms. Neetu, OA
153. Ms. Akansha Harit, OA
154. Sh.Shivam, OA
155. Sh.Rohit, OA
156. Ms. Karishma, OA
157. Ms. Bindu Shaji, DEO
158. Sh.Ompal Rana, MTS
159. Ms. Monika, MTS
160. Sh.Manish, MTS
161. Sh.Vijay Kumar, MTS
162. Ms. Jaswanti, MTS
163. Sh.Lalit, MTS
164. Sh.Vinay Kumar, MTS
165. Ms. Jitendri, MTS
166. Ms. Harpreet Kaur, MTS
167. Sh.Laxmi, MTS
168. Sh.Mithlesh, MTS
169. Sh.Sunny, MTS
170. Sh.Ravi, MTS
171. Sh.Sunil Kumar, MTS
172. Sh.Nitin Kumar, MTS
173. Sh.Nikhil Kumar, M

National Commission for Homoeopathy

1. Dr. Girish Patel,Member, Advisory Council
2. Dr. Gautam Ash, Part -time Member
3. Dr. Hitesh Purohit,Part time Member
4. Dr. Tejinder Singh, Member (Advisory council of Homoeopathy)
5. Dr. Rachna Singh, Member (Advisory council of Homoeopathy)
6. Sh. Surendra Kumar Gupta,Consultant (Administration)
7. Dr. Monika Kathuria, Sr. Consultant Homoeopathy
8. Dr. Varsha Sharma, Sr. Consultant Homoeopathy
9. Dr. Pooja Saxena, Sr. Consultant Homoeopathy
10. Dr. Bithi Roy, Sr. Consultant Homoeopathy
11. 11.Dr. Abhishek Dalmia, Consultant (Examination)
12. Dr. Mukta Garg, Consultant Homoeopathy
13. Dr. Poonam Goyal,Consultant Homoeopathy
14. Dr Nidhi Bhatt, Consultant Homoeopathy
15. Dr Neha Verma, Consultant Homoeopathy
16. Dr. Yashika Arora Malhotra,Consultant Homoeopathy
17. Dr. Anuj Kumar, Consultant Homoeopathy
18. Dr. Shivendra Kumar,Consultant Homoeopathy
19. Dr. Devika, Consultant Homoeopathy
20. Mr. Sarthak Gulati, Stenographer
21. Mr. Sonika, Stenographer
22. Ms. Sneha, Stenographer
23. Mr. Deepanshu, Astt. Consultant
24. Mr Ravindra K Bisht, Astt Consultant
25. Mr. Arun Saxena, Office Assistant
26. Mr. Nitin, Office Assistant
27. Ms. Deepa, Office Assistant
28. Mr. Abhishek, Office Assistant

1. Prof. (Dr.) Usha Ghelani Uchat,
2. Prof. (Dr.) Gautam Pal,
3. Dr. Austin Jose Thomas, Deputy Med. Superintendent
4. Dr. Lokanath Behera, Associate Professor
5. Dr. Shishir Kumar Singh, Associate Professor
6. Dr. Kumaravel V, Associate Professor
7. Dr. Subhash Chaudhary, Associate Professor
8. Dr. Chintamani Nayak, Associate Professor
9. Dr. Jitendra Kumar, Associate Professor
10. Dr. Syed Afsar Ali, Associate Professor
11. Dr. Swapan Paul, Associate Professor
12. Mr. Koushik Kumar Mondal, Accounts Officer I/C
13. Ms. Mitul Chatterjee, Senior Nursing Officer
14. Mr. Ramaprasad Chatterjee, Pharmacist
15. Dr. Binay Pratap Singh, PGT
16. Mr. Amit Kumar, Final BHMS Student

Theme- World Homoeopathy Day-2025

'अध्ययन, अध्यापन एंव अनुसंधान'

As we honour the birth anniversary of Dr. Samuel Hahnemann, the visionary who laid the foundation of Homoeopathy 229 years ago, we embrace this year's World Homoeopathy Day celebration with the theme—"अध्ययन, अध्यापन एंव अनुसंधान" -which reflects our unwavering commitment to academic excellence and scientific advancement in Homoeopathy.

This year, the Central Council for Research in Homoeopathy (CCRH), along with the National Commission for Homoeopathy (NCH) and the National Institute of Homoeopathy (NIH) have organized this event under the theme that resonates deeply with the evolution of Homoeopathy with अध्ययन,(Study) which forms the foundation of knowledge, अध्यापन (Teaching) which ensures its systematic dissemination, enhancement of skills, refining of methodologies, and अनुसंधान (Research) which paves the way for scientific validation and advancement. Together, these elements create a strong framework for the growth of Homoeopathy.

The progress of any medical system depends on continuous learning, effective teaching, and robust research. There are distinct differences in the way these areas are approached when it comes to Homoeopathy, which stems from its unique principles, philosophical underpinnings, and potentization methods for the preparation of homoeopathic medicines. The three elements of this theme are interdependent, with each playing a role in enhancing the quality of education, the development of clinical expertise, and the discovery of new treatments ensuring that Homoeopathy remains a credible, safe, gentle, cost-effective, quality-assured, and thus widely accepted system of medicine, ultimately benefiting both practitioners and patients.

The evidence-based studies, innovative educational methods, and cutting-edge research are required to strengthen Homoeopathy. While significant strides have been made, the journey of discovery is ongoing, and much remains to be explored to further establish Homoeopathy as a globally recognized and validated system of medicine, esp. for public health.

The theme for this year focuses on imparting the highest level of education to scholars, fostering the application of that knowledge in practice, and unlocking new opportunities for research, clinical verification, and scientific validation.

Only through continuous study and research, we can establish new paradigms and strengthen Homoeopathy's credibility at the global level. As Homoeopathy continues to evolve, research is essential to ensure it adapts to contemporary medical standards. Integrating the best practices from other fields (such as biomedicine) while retaining its holistic approach is key to its future development.

Together, these elements form the pillars that uphold the system's integrity, scientific credibility, and progress. By emphasizing study, teaching, and research, Homoeopathy can continue to evolve, stay relevant, and provide effective and holistic care to patients.

This event is meant to inspire new insights and reinforce our commitment to the advancement of Homoeopathy. Ultimately, this initiative leads to professional growth, encouraging homoeopathic professionals to stay informed about scientific advancements and contribute actively to the field, as this theme opens the doors to new opportunities and provides a dynamic platform for students, academicians, practitioners, researchers, and policymakers to exchange ideas, share breakthroughs, and contribute to the evolution of Homoeopathy.

It is an opportunity to endorse our collective vision—bridging knowledge with practice and fostering scientific rigor through research in homoeopathic healthcare.

This World Homoeopathy Day let's immerse ourselves in the vast field of Homoeopathy to honour this legacy and join hands to strengthen its foundation.

Program Schedule

World Homoeopathy Day 2025
Program Schedule

Day 1 **10th April 2025**

8:00 a.m. – 9:30 a.m.
REGISTRATION & TEA
10:00 – 11:30 a.m.
INAUGURATION **CONVENTION HALL** **(Webcast: Seminar Hall – 3)**
11:30 – 11:45 a.m.
BREAK
11:45 – 1:45 p.m.
SESSION – I

Convention Hall (GF)	Seminar hall 1A (GF)	Seminar hall 1B (GF)	Seminar hall 2A (GF)	Seminar hall 2B (GF)	Seminar hall 3 (FF)	Seminar hall 4 (FF)
Live Materia Medica - Student interaction program	Mental Health and Homoeopathy: Vistas Ahead **Chairperson: Dr. KR Janardhanan Nair,** Former President, the National Commission for Homoeopathy (NCH) **Co-chairperson: Dr Mansij Kumar Pathik,** Principal Aryaveer Homoeopathic Medical College, Gujarat	Homoeopathy: an integrated approach – Practitioner's perspective **Chairperson**: **Dr Neeraj Gupta**, Principal and Head of Department at Dr. B R Sur Homoeopathic Medical College, New Delhi **Co-chairperson: Dr Jyoti Rao,** Principal, Dr CN Kothari Homoeopathic Medical College and Research Centre, Vyara Convenor-Dr. Renu Mittal, RO(H)/S-4	Literary Research **Chairperson**: **Dr. M.P. Arya**, Former Secretary, Central Council of Homoeopathy **Co-chairperson:** **Dr. Maneesha Vivek Solanki**, Chairperson, (SCLR). Principal, P.G. Director, Professor, and Head of the Practice of Medicine Department at D.S. Homoeopathic Medical College, Pune, Maharashtra **Dr. Rajat Chattopadhyay**, Principal and Administrator of The Calcutta Homoeopathic Medical College & Hospital Convenor-Dr. Chetna Deep Lamba, RO(H)/S-4	Basic & Epidemic Research in Homoeopathy - Recent advances **Chairperson**: **Dr Debprasad Chattopadhyay**, Director, School of Life Sciences Swami Vivekananda University, Former Founder-Director & Scientist G, ICMR-National Institute of Traditional Medicine, Belagavi. **Co-chairperson: Dr Gaurav Bhatt,** Ahmedabad Homoeopathic Medical College, Ghuma Convenor-Dr Debadatta Nayak, RO(H)/S-4	Book Releases: 12:00 – 12:05 p.m. Horizons of Fundamental Research in homoeopathy **Chairperson:** **Dr. Sangeeta A. Duggal**, Advisor (Homoeopathy) to Govt. of India, M O Ayush; **Co-Chairperson:** **Dr. Subhas Singh**, Prof. (SAG) & HoD, Organon of Medicine, NIH; Convenor: Dr. Shishir Singh, Associate Professor & HoD, physiology, NIH, Kolkata Speakers:	Faculty development program : An overview of CBDC **Chairperson:** Dr. Anil Khurana, Former Chairperson, NCH Dr Pinakin. N. Trivedi (Chairperson I/C NCH) Convenor: Dr. Monika Kathuria, Consultant, HEB Co-Convener: Dr Abhishek Dalmia (Consultant-Exam), Dr Mukta Garg (Consultant-Teachers Code)

	Convenor- Dr. K.C Muraleedharan, Asst. Director (Homoeopathy), CCRH Co-Convener : Dr Avaranjika K, RO (H), Ministry of Ayush Speakers: **1.Dr. R. Bhuvaneswari,** RO(H)/S-3, NHRIMH, CCRH *A New Leaf: Exploring Homoeopathy Potential In Managing Adolescent Cannabis Addiction – A Retrospective Study* **2.Dr. S. Karunakara Moorthi,** RO(H)/S-3, CCRH, NHRIMH**,** *Homoeopathic Management Of Conduct Disorder: A Case Series* **3.Prof. Dr. Vijay Anand,** Deputy	Co-Convenor: Dr Pankhuri Misra, RO(H)/S-1 Dr. Uttam Singh, RO(H)/S-2 Speakers: **1.Dr. Jaswant Patil,** Clinician-Researcher and Integrative Medicine Expert, Member, Scientific Advisory Board, CCRH. *Dual Power: Scientific Integration of Homeopathy and Modern Medicine* **2. Dr. Ashvini Kumar Dwivedi,** Homoeopathic Physician in Indore, Member, Scientific Advisory Board, CCRH, Professor & HOD, Department of Physiology,	Co-convener: Dr. Ashwani Kumar, RO(H)/S-1 Speakers: **1. Dr. Chetna Deep Lamba,** RO(H)/S-4,CCRH *Literary Research - An Introduction & Scope* **2.Dr. Gurudev Choubey** RO(H)/S-4, DACRRIH, Kolkata, CCRH *A Literature Review in Animal Experimentation and Pertinence in the Study of Homoeopathic Drugs in Materia Medica* **3. Dr. Nidhi Mahajan,** RO(H),CRI(H)/S-2,Jaipur, CCRH. *Exploratory study to identify and categorise the symptoms of polychrest Homoeopathic medicines as per the DSM-5 criteria for*	Co-convener: Dr. Shweta Gautam, RO(H)/S-1 Speakers: **1.Dr. Ajit Kumar Thakur**, Assistant Professor, (Pharmacology) DPSRU, Delhi, *Anti-Neuropathic Efficacy of Homeopathic Dilutions of Toxicodendron Pubescens: A Preclinical Study* **2. Dr. Sudip Sen**, Professor, Department of Biochemistry, AIIMS, New Delhi *Homoeopathic Medicine Symphytum Officinale Augments Bone Formation in Human Bone Marrow-Derived Mesenchymal Stem Cells In Vitro and helps in Fracture Healing in a Rodent Model*	**1. Dr. Kumaravel V.,** Associate. Professor, NIH *Phlorizin 3C: a promising treatment for diabetes through oxidative stress modulation.* **2.Dr.Raja Manoharan,** Associate Professor, NIH *Evaluating the therapeutic potential of homoeopathic preparation of Myrica cerifera 3c in NAFLD: targeting oxidative stress for hepatic protection.* **3.Dr. Pratima Pal,** Associate Professor, NIH *Research perspective: allergic rhinitis, homoeopathy, quercetin.*	Speakers: 1. **Dr. Tarkeshwar Jain, President**, HEB, MARBH, NCH. *Overview of the CBDC Project- The journey, challenges, and outcomes.* **2. Dr. Munir Ahmed R, Director, RGUHS, Karnataka** *Academic preparedness for implementing CBDC at UG level.* **3. Dr. Mangesh Jatkar, Member, HEB, NCH** *Administrative preparedness for implementing CBDC at PG levels.*

	Director (R & D),Sri Sairam Homoeopathy Medical College, Chennai *Scope Of Homoeopathy in Autism* **4.Dr. Vinitha ER,** RO(H)/S-2, NHRIMH, CCRH *Cognitive Assessment Of Children With Learning Difficulty Using Artificial Intelligence – An Observational Study* Rapporteur: Dr Gurpreet Singh, RA(H)	SKRP Gujarati Homeopathic Medical College, Indore *An Integrated Approach of Homoeopathy with Yoga in Managing Radiculopathy* **3.Dr. Jayesh Patel,** Homoeopathic Physician, Surat, Gujarat *Role of Homoeopathic Science in Incurable Diseases* **4. Dr. Arpit Chopra Jain,** Homoeopathic Physician *Vision of impossible to possible: Treatment by Innovation & research of Super Specialty Modern Homoeopathy*	*Personality Disorders* **4. Dr. P. Hima Bindu,** RO(H)/S-4, RRI (H), Hyderabad, CCRH *Exploring the Analogousness of Post-Traumatic Stress Disorder from DSM-5 to the Source books of Homoeopathy: A Descriptive Correlational Study* **5. Dr. Bibaswan Biswas,** RO(H)/S-2,CCRH *Unveiling the Chemical Rationale of Homeopathic Medicines: Insights from Modern Biomedical Research* Rapporteur: Dr. Abhineet Sethi, SRF(H)	**3. Dr. Satadal Das**, Medical Microbiologist *SARS-COV-2 Spike Protein Nosodes in Covid-19: Its Implications* **4. Dr. Debadatta Nayak,** RO(H)/S-4,CCRH *Evidence-Building for Homoeopathy in Epidemics* Rapporteur: Dr. Abhishek Chaudhary, SRF(H) Dr. Ajay Yadav, SRF(H)	*Successful cases through Individualization, Holism & Homoeopathy (Part – 1)* **Chairperson: Prof. (Dr.) Samir Kumar Bhattacharya, Ex-Director, NIH, Kolkata;** **Co-Chairperson: Prof. (Dr.) Abhijit Chattopadhyay, Former HoD, Materia Medica, NIH;** Convenor: Dr. Kumaravel V., Associate Professor, Pathology, NIH, Kolkata **1.Prof.(Dr.) Avijit Shee Burman,** Professor, NIH *Magic of homoeopathic similimum in the treatment of*	

		5. Dr. Juhi Gupta, Faculty of Human Physiology and In-charge of the Department of Research Methodology & Biostatistics at Govt. Homoeopathic Medical College & Hospital, Bhopal *Boundless avenues of Homoeopathy in wellness: A summary of 9 years in the integrative approach at Government Homeopathic Medical College and Hospital, Bhopal* Rapporteur: Dr. Shweta Singh, RA (H) Dr. Roshini, SRF (H)			*psoriasis: a case report.* 2. **Prof. (Dr.) Prasanta Rath,** Professor, NIH. *Homoeopathic management of papillary thyroid carcinoma (PTC): A case report* **3. Dr. Ramkrishna Ghosh,** Assistant Professor, NIH *A case of periampullary carcinoma treated with individualised homoeopathic treatment*. 4. **Dr. Austin Jose Thomas,** Dy. Med. Superintendent., NIH *Real-time, hands-on learning: Bridging education and clinical practice in homoeopathy.*	

					5. **Dr. N. Priyadarshini,** Dy. Med. Superintendent, NIH *Case report on sensorineural hearing loss.* 6.**Dr. Subhash Chaudhary,** Associate Professor, NIH *Impact of comprehensive homoeopathic management in critical illness.*	

1:45 p.m. – 3:00 p.m.	LUNCH
3:00 – 5:00 p.m.	SESSION – II

Convention Hall (GF)	Seminar hall 1A (GF)	Seminar hall 1B (GF)	Seminar hall 2A (GF)	Seminar hall 2B (GF)	Seminar hall 3 (FF)	Seminar hall 4 (FF)
Live Materia Medica - Student interaction program	Management of Non Communicable Diseases with Homoeopathy **Chairperson Dr. Sangeeta A Duggal,** Advisor, Homoeopathy, Ministry of Ayush **Co-chairperson: Dr Priti Muni,** Swami Vivekanand Homoeopathic Medical College & Hospital Convenor-Dr. Roja Varanasi, RO(H)/S-4 Co-Convenor-Dr. Baidurjya Bhattacharya, RO(H)/S-1 *Triangle: A Psychometric Tool for Emotional Evaluation and Homeopathic Management of Non-Communicable Diseases*	Vulnerable groups & Ethics in homoeopathy research & practice **Chairperson**: **Dr Nandini Kumar** , Former Deputy Director General, Senior Grade, ICMR **Co-chairperson: Dr Amita Peters,** Arihant Homoeopathic Medical College, Gandhinagar Convener: Dr. Divya Taneja, RO(H)/ S-3 Co-convener: Dr. Jyoti, RO(H)/ S-1 Speakers: **1. Dr. Sucheta Bannerjee Kurundkar**, Director Research, KLE Academy of Higher Education & Research, Belgavi – *From Anecdote to Evidence: Setting Quality Benchmarks in Homoeopathy Studies*	Panel discussion: Symptoms to Solution with New Drugs: The Proving and Clinical Insights for Cassia Sophera and Phyllanthus Niruri Convener: Dr Pritha Mehra, RO(H) /S-3 Co-convener: Dr. Amulya Ratna Sahoo, RO(H)/S-4 Panelists: **Dr. S. K. Tiwari** Chairman of Drug Proving Committee of CCRH, Former Principal, Fr Muller Homoeopathic Medical College& Hospital Former Director, NIH, Kolkata.	Agro-homoeopathy Chairperson: **Dr. Renu Pandey**, Head & Principal Scientist, Division of Plant Physiology, ICAR-Indian Agricultural Research Institute, New Delhi **Co-chairperson: Dr Rajneesh Sharma,** Kamdar Homoeopathic Medical College Convener: Dr Bharti Wadhwa, RO(H) Co-Convener: Dr. Pooja Gautam, RO(H) Speakers: **1. Dr. Vaibhav Jain** Agro-homoeopathy Researcher , Sustainable Agriculture Advocate *Weed Management with Agrohomoeopathy: An Experimental Study*	Standardising & Modernizing Homoeopathy: A Path Towards Global Recognition **Technical partner: Bureau of Indian Standards** **Chairperson**: **Dr Raj K Manchanda,** Chairperson, Homoeopathic Sectional Committee, Bureau of Indian Standards (Former Director, Dte. of Ayush, Govt. of Delhi) **Co-chairperson:** Satyanarayan Dangayach Founder Trustee of Innovative Thought Forum Convener: Dr Kumar Vivekanand, RO(H)/ S-4 Speakers: **1. Dr. Raman Mohan Singh**, Director, Pharmacopoeia	Faculty development program contd. **Chairperson:** Dr Anil Khurana, Former Chairperson, NCH Dr Pinakin. N. Trivedi (Chairperson I/C NCH) **Dr. Tarkeshwar Jain, President, HEB, MARBH, NCH.** Overview of the CBDC Project- The journey, challenges, and outcomes. **Dr K.R. Janardanan Nair,** former President, MARBH *Significance of Faculty development program in colleges for Rating*

	2.Dr. Lipipushpa Debadata, RO(H)/S-4, CRI(H), Lucknow, CCRH *Role of Vinca Minor in Heavy Menstrual Bleeding due to Uterine Fibroid- A Pre-Post Single Arm Comparative Pilot Clinical Study* **3.Dr. Amit Srivastava,** RO(H), CRI(H)/S-2, Lucknow, CCRH *Outpatient Evaluation of Homeopathy in Non-communicable Diseases in India using Patient-reported outcome measures: A Data Collection Study* **4.Dr. Abhijit Dutta,** RO(H),IC Section, Ministry of Ayush, *Individualized Homeopathic Medicines in Premenstrual* *Syndrome (PMS): Findings from a Double-blind Randomized* *Trial and Evidence Synthesis*	**2.Dr. Lalita Savardekar,** Scientist F, ICMR *Ethical principles and issues in conducting a research study* **3.Dr. Bipin Jain,** Principal, Dr ML Dhawale Memorial College & Hospital, Palghar *Role of Homoeopathy in neonatal intensive care unit* **4.Dr. Sunil S. Ramteke** DDG, CCRH *Bioethics in Homeopathy* **5.Dr. Pankaj Gupta** Asst. Director (Pharmacology) DDPR-CRI(H),Noida,CCRH	**Dr. Samir Kumar Bhattacharyya** Former Director, NIH Former Professor & HOD, Dept. of Materia Medica, NIH **Dr. Leena Dighe** Director, Dr. V.H. Dave Homeopathic Medical College, Anand, Gujarat **Dr. Pralay Sharma** Director I/C of the NIH, Kolkata & Narela **Dr Heena Rawal** Director, Ahmedabad Homoeopathic Medical College, Ahmedabad Rapporteur: Dr. Priyanka Ghosh, SRF(H) Dr. Devika Chaturvedi, SRF(H)	**2.Dr. Mahammedbhai Gulababhai Sayyad**, Professor & HOD, Department of Community Medicine, Research Methodology, and Biostatistics, Smt. Malini Kishore Sanghavi Homoeopathic Medical College and Hospital. *Comparative Study of the action of Kalium Phosphoricum 30C and Sulphur 30C in controlling caterpillar attack in Jasminum Sambac: Agro-Homoeopathic Research.* **3. Dr. Varsha Ghate** Assistant Professor, Dept. of Homoeopathic Pharmacy, Bharati Vidyapeeth, Homoeopathic Medical College, Pune *Comparative Phytochemical and Antioxidant Profiling of Ocimum Sanctum and Ocimum Basilicum cultivated by Agrohomoeopathic GACP*	Commission for Indian Medicine & Homoeopathy (PCIM&H) *Homoeopathic Pharmacopoeia of India: A Compendium of Pharmacopoeial Standards for Homoeopathic Drugs* **2. Dr Kumar Vivekanand**, RO(H)/S-4, Bureau of Indian Standards, CCRH *Standardization of Homoeopathic Practices: The Role of the Bureau of Indian Standards (BIS) in Ensuring Quality and Safety* **3. Dr. Naveen Pawaskar,** Director, JIMS, Hyderabad *Standardizing & Modernizing Homoeopathy: A Path Towards Global Recognition*	**Dr. Anand Kumar Chaturvedi,** Member, MARBH *Skill development in Clinical Teaching* **Dr. Gautam Ash,** Part Time Member, NCH *Role of MET unit in colleges* **Dr. Hitesh Purohit, Part-time Member, HEB, NCH** *Transformation of the Teacher -Key to success of CBDC* **Panel Discussion – Challenges and** Opportunities for implementing CBDC – reflections and resolutions. Panelists **Dr K.R. Janardanan Nair,** former President, MARBH **Dr. Tarkeshwar Jain**, President, HEB, MARBH, NCH.

	5.Dr Roja Varanasi, RO(H)/S-4,CCRH *Homoeopathy Simplified: Navigating Complexity with Standard Treatment Guidelines.* Rapporteur: Dr. Gandham Kumuda, SRF(H)	*Standardization and Therapeutic Evaluation of a Homeopathic Formulation for Systemic Candidiasis: an In Vitro, In Vivo, and In Silico Study* Rapporteur: Dr Pooja, SRF (H) Sh. Sonu, SRF (IT)		**4. Dr. Ginu D Mohan,** Professor & HOD, Dept of Homoeopathic Repertory and Case Taking, Maria Homoeopathic Medical College and Hospital, Perai, Thiruvattar, Kanyakumari. *Integration of Agro-Homoeopathy with Organic Farming Practices for Sustainable Agriculture by Elucidating the Efficacy of Magnesium Carbonicum to Improve the Quality of Coriandrum Sativum* **5. Dr. Bharti Wadhwa**, RO(H)/S-3, CCRH *Sensitization about STSH program and Rising influence of Agro-Homoeopathy* Rapporteur: Dr. Shweta Singh Kureel, RA (H) Dr Sujata Madhukar, SRF(H)	**3. Dr. D S Bhar,** MD, HAPCO, Kolkata *Challenges for the industry in standardization of Homoeopathic Drugs* **4. Dr. Rachna Paliwal**, Assist. Drug Controller (India) Homoeopathy, CDSCO *Regulatory Challenges of Homoeopathic Medicinal Products* **5. Mr. Vishwajit Kale,** Bioanalytical Sciences Professional, Mumbai *Importance of HPTLC Technique and use of Phytochemical Markers in Standardization of Mother Tinctures/ Source Material* **6. Dr. Binit Kumar Dwivedi** RO(H)/S-3, CCRH *Standardization of Homoeopathic Drugs* **7. Gaurang Oza,** Managing Partner of Vaibhav Analytical	**Dr. Mangesh Jatkar, FT member,** HEB, NCH **Dr. Anand Kumar Chaturvedi,** Member, MARBH **Dr. Gautam Ash,** Part Time Member, NCH **Dr. Hitesh Purohit,** Part-time Member, HEB, NCH Dr. Munir Ahmed R. Director, RGUHS, Karnataka

					Services, Ahmed-abad *Creating BIS Standards for Sustainable Development: Finding the Right Balance Between Stringency and Accessibility* Rapporteur: Dr. Indra Gaurav Saxena, SRF (H) Ms Pragati Rathore, SRF (Chemistry)	

EXHIBITION HALL No.-3

(Time Slot)	SESSION	COORDINATOR
3:00 - 3:30pm	Interactive discussion about IJRH	Dr. Harleen Kaur
3:40 - 4:10pm	Quiz	Dr. Suniti Chugh
4:20 - 4:50pm	AMR Awareness Contest	Dr. Ritika Hassija Narula
5:00 - 5:30pm	Steps in designing a trial-Discussion	Dr Deepti Singh

Day 2

11th April 2025

9:00 a.m. – 9:30 a.m.
TEA
9:30 a.m. – 11:30 a.m.
SESSION – III

Seminar hall 1A (GF)	Seminar hall 1B (GF)	Seminar hall 2A (GF)	Seminar hall 2B (GF)	Seminar hall 3 (FF)	Seminar hall 4 (FF)
Homoeopathy in Neurological and Neuro-Degenerative Disorders. **Chairperson: J D Daryani,** Former Chairman, SCDP, CCRH **Co-Chairperson: Dr Hitarth Mehta,** Principal**,** Rajkot Homoeopathic Medical College, Rajkot Convenor: Dr Manas Sarangi, RO(H)/S-3 Co-convenor: Dr Neha Kalra, RO(H)/S-1 Speakers:	Integrative Oncology **Chairperson: Dr Sreepad Hegde,** former professor & HOD, GHMCH, Bengaluru **Co-Chairperson: Dr Shashank Kothari,** Gandhinagar Homoeopathic Medical College Convenor: Dr Harleen Kaur, RO(H)/S-2 Co-convener: Dr. Shaji Kumar R.T., Asst. Director (H) Speakers: **1.Dr Navneet Sharma**, Director, Narayan Homoeopathic Chikitsalaya, Roorkee *Resolution of urothelial carcinoma of urinary bladder with homoeopathy: an evidence based clinical case report*	Homoeopathy and Dermatology **Chairperson: Dr Raj K. Manchanda , Chairperson, homoeopathic Sectional Committee, BIS** **Co-Chairperson: Dr Alpesh Shah,** Pioneer Homoeopathic Medical College and Hospital, Vadodara Convenor: Dr Suniti Chugh, RO(H)/S-3 Co convener: Dr Karanpreet, RO(H)/S-1 Speakers: 1.**Dr. Manoj K. Patel**, Dr M.L. Dhawale Trust *Skin and Mind: An Inseparable Whole – A Homoeopathic Approach to Case Perception*	Evidence building in Homoeopathy & Homoeopathic Clinical Case Repository (HCCR) **Chairperson: Dr. L. K. Nanda,** Chairman, SCCR, CCRH **Co-Chairperson: Dr YP Patel,** Smt AJ Salva Homoeopathic Medical college & Research institute, Mehsana Convenor: Dr Suhana P. Azis, RO(H)/S-2 Co-convenor: Dr. Divya Verma, RO(H)/S-1 Speakers: 1. **Dr. Sreekanth Gopinathan Pillai**, Assistant Professor, Manipal Institute of Virology *Systematic approaches to evaluate homoeopathic drugs against viral diseases of national importance*	Homoeopathy in Veterinary medicine: A potential strategy to mitigate Anti-Microbial Resistance **Chairperson: Dr Jahagirdar Vilas,** Member SCDS, CCRH **Co-Chairperson: Dr Kalpit Sanghvi,** Shree HN Shukla Homoeopathic Medical College & Hospital Convenor: Dr Ritika Hassija Narula, RO(H)/S-2 Co-convenor: Dr. D. Karthikeyan, RO(H) /S-3 Speakers: 1.**Dr. Shivang Swaminarayan**, member, Confederation of Indian Industry- National Task, Gujarat	Successful cases through individualization, holism & homoeopathy. **Chairperson: Dr. Farokh Master,** Senior Educationist and Clinician **Co-Chairperson: Dr. Praloy Sharma,** Director I/C, NIH Convenor: Dr. Austin Jose, Dy, M.S., NIH, Kolkata Speakers: 1. **Prof.(Dr.) Ompriya Mishra,** Professor, NIH *Homoeopathy for hypothyroidism associated with menorrhagia: A case series.* 2. **Dr. Chintamani Nayak,** Associate Professor, NIH

1.Dr Ranjit Sonny, RO(H)/S-2, CRUH, CCRH *Evidence based homeopathic management of Axonal type of tibila motor mononeuropathy : a case report* **2.Dr Deepthi Gilla**, RO(H)/S-2, RRIH Hyderabad, CCRH *Ultrahigh dilution of zinc in the management of refractory parkinsons disease: a case report* **3.Dr Hemangini Mihir Parikh**, HOD, Department of Paediatrics, Smt Malini Kishore Sanghavi Homoeopathic medical college & Hospital, Karjan *Understanding the role of homoeopathy in cerebral palsy with intellectual disability in the paediatric age group in a rural set up : a case series*	**2.Dr Ravi Doctor**, Associate Professor & HOD, Virar Homoeopathic Medical College & Hospital, Thane *Role of research based homeopathic molecules in integrative and palliative oncology: a systematic review of converging homeopathic wisdom with modern oncology* **3.Dr Nilanjana Basu**, Asso. Prof., Research Coordinator & PhD Coordinator, Amity Institute of Indian System of medicine, Amity University, Noida *Bench to Bedside: Translating preclinical studies to homoeopathic cancer therapy* **4.Dr RS Krishneswari**, Asso. Prof., Deptt of Practice of Medicine, NHRIMH, CCRH *Enhancing life expectancy and quality of life : integrating homeopathy in cancer care*	2. **Dr. Jerin J. P.**, Professor, Department of Research Chettinad Hospital and Research Institute, Chettinad Academy of Research and Education, Chennai *Dosage - a key factor in treating dermatological conditions through Homoeopathy.* 3. **Dr. Neha Jayadrath Patel**, Professor, Department of Human Physiology & Biochemistry Dr. V. H. Dave Homoeopathic Medical College, Anand, Gujarat *Clinical Verification of Nat Mur in Cases of Atopic Eczema – A Case Series.*	2. **Dr. Suhana P. Azis**, RO(H)/S-2 *Evidence building in Homoeopathy and Demonstration of HCCR Portal* Panel Discussion: Leveraging Evidence building in Homoeopathy Panelists: 1. **Prof. (Dr.) L.K.Nanda**, Chairman, SCCR, CCRH 2. **Dr. Sangeeta A. Duggal**, Advisor(H), Ministry of Ayush 3. **Dr. Anil Khurana**, Former Director General, CCRH, former Chairman, NCH 4. **Dr. Subhash Kaushik**, Director General, CCRH Rapporteur: Dr. Shruti Jain Vij, RA (H) Dr. Charu Sehgal, RA(H)	*The Future of Veterinary Care: Evidence-Based Insights on Homoeopathy's Potential to Replace Antibiotics in Mastitis and Pyrexia* 2.**Dr. Surjit S. Makkar**, Veterinarian, former Joint Director (AH0), Punjab *Farm to herd health: the role of veterinary homoeopathy in reducing antimicrobial resistance* 3.**Dr. Vikram Kumar S. Jani**, Head Amul Veterinary medicine production unit, Anand *Amul's pro-active step against AMR: Homoeopathy in Veterinary Care* 4. **Dr. Sanjeet Kumar**, Veterinary Officer, Govt of NCT of Delhi *Homoeopathy in Veterinary Medicine: A Sustainable Approach to Combat Antimicrobial Resistance in Livestock Diseases*	*Successful homoeopathic management of a large infected trichilemmal cyst of the scalp: A case report.* 3. **Dr. Shishir Kumar Singh,** Associate Professor, NIH *Homoeopathy and Behavioral Disorders: A Gentle Path to Neurodiverse Well-Being* 4.**Dr. Lokanath Behera,** Associate Professor, NIH *Successful treatment of non-diabetic gangrene.* 5. **Dr. Gobind N. Gupta,** Associate Professor, NIH *Clinical insights into angiokeratoma of the scrotum: an evidence-based case study.* 6. **Dr. Swapan Paul,** Associate Professor, NIH

4. Dr Mrunalika Dhaval Dikshit, Professor & HOD, Department of practice of Medicine & Therapeutics, Smt Malini Kishore Sanghavi Homoeopathic Medical College & Hospital, Karjan *Evaluating epilepsy outcomes through individualized management and an integrated homeopathic approach in children with cerebral palsy and intellectual* disability: A retrospective study **5.Dr Partha Pratim Pal**, RO(H)/S-2, DACRRIH, Kolkata, CCRH *Resolution of subdural hygroma with Homoeopathy: A case report* Rapporteur: Dr Tanya Rai, SRF (H) Dr Himani Garg, SRF (H)	Rapporteur: Dr. Shalini Rao, RA(H) Understanding Journals' Expectations (45 minutes) **Chairperson: Dr Mohit Mathur, Deputy Medical Superintendent, NHMC&H, Delhi** **Co-chairperson: Dr Mihir Parikh, Smt Malini Kishore Sanghavi Homoeopathic Medical College & Hospital** Co-convenor: Dr Shashi Giri, RO(H)/S-1 Speaker: 1.**Dr Harleen Kaur, RO(H)/S-2** Rapporteur: Dr. Parul, SRF(H)	**4.Dr P. Dastagiri**, RO(H)/S-2, NHRIMH, CCRH *Effectiveness of Individualized Homoeopathic Intervention in warts-case series.* **5. Dr Kiranmayee**, RO(H)/S-2, RRIH Hyderabad, CCRH *Recalcitrant Onychomycosis of Post-COVID Onset Treated with Homeopathy: An Evidence* *Based Case Report* Rapporteur: Dr Surabhi Khatta, SRF(H)		5. **Dr. Ritika Hassija Narula**, RO(H)/S-2, CCRH *Unveiling the Role of Homoeopathy in alleviating Global Antimicrobial Resistance Menace* Rapporteur: Dr. Archna Nagar, SRF(H) Dr. Dvya Yadav SRF (H)	*An insight to evidence-based study through a case of urethral calculus treated with individualized homoeopathy*. 7. **Dr. Syed Afsar Ali,** Associate Professor**,** NIH *A case of retro-cerebellar arachnoid cyst: Role of individualised homoeopathic treatment.* 8. **Dr. Jitendra Kumar,** Associate Professor, NIH *Management of a rare epileptic disorder 'Lennox-Gastaut syndrome' through individualized homoeopathic medicine Nux vomica.* 9. **Prof. (Dr.) Gautam Pal,** Professor, NIH *Healing beyond the surface: A case series*.

11:30 a.m.– 1:30 p.m.	**SESSION - IV**

Seminar hall 1A (GF)	Seminar hall 1B (GF)	Seminar hall 2A (GF)	Seminar hall 2B (GF)	Seminar hall 3 (FF)	Seminar hall 4 (FF)
Artificial Intelligence in biomedical research, education and Practice **Chairperson: Dr Kanjaksha Ghosh,** Chairman, CEC, CCRH **Co-Chairperson: Dr Mehul Trivedi,** Deputy Director, Homoeopathy, Gujarat Convener-Dr Deepti Singh, RO(H)/S-2 Co-Convener: Dr Hanuman Ram, RO(H)/S-1 **1.Dr Manu Rathee**, Senior Professor & HOD, Prosthodontics, PGIDS, Rohtak *Generative AI in patient management and research* **2.Mr. Sarvar Singh**, founding Director and CTO, Sarbit Innovations, Private Limited, Jodhpur	Case reports and case series in homoeopathy Chairperson – Dr Pinakin Trivedi, Chairman Incharge, NCH **Co-Chairperson: Dr Jatin Dhagat,** Shree Swaminarayan Homoeopathy College, Kalol Convenor: Dr. GRC Reddy , RO(H)/S-4 Co-convenor: Dr Birendra Rawat, RO(H)/S-3 Speakers: **1.Dr Nishant Daryani**, Chief Physician, Homoeopathic Migraine Clinic, Jaipur – *Outcome of Addon Homoeopathy in a Case of CLD with Portal Hypertension, Splenomegaly and CKD - An Evidence Based Case Report* **2.Dr Jitesh Sharma**, JDS Multi Super-Specialty Homoeopathic Hospital & Research Centre, Jharsuguda Odisha	Standardization of Homoeopathic products: from Identification to Efficacy **Chairperson: Dr. S.P. Singh,** Chairman SCDS and Former Advisor Homoeopathy **Co-Chairperson: Dr Dinesh Goyal,** SS Agarwal Homoeopathic Medical College Convenor: Dr. Digvijay Verma, RO(Pharmacognosy) Co-convener: Dr. GV Narasimha Kumar, RO(Pharmacology) Speakers: 1. **Dr. Digvijay Verma**, RO (Pharmacognosy), CCRH, New Delhi *Identification of Raw Materials: Taxonomical to Molecular Approach*	Research & Learning Insights Chairperson – Dr Tarakeshwar Jain, President HEB, MARBH, NCH **Co-Chairperson: Dr Falguni Joshi,** Shree BG Garaiya Homoeopathic Medical college & Hospital, Kalipat Convenor: Dr.Padmalaya Rath, RO(H)/S-4 Co-convener: Dr. Akshay Kumar Prust, RO(H)/ S-3 Dr Punam Kumari, RO(H)/S-2 Speakers: **1. Dr Devangini Broker**, Senior physician at Dhawale Trust Hospital. *Non-equivalence trial of Hypericum Perforatum 30c compared to Non-Steroidal Anti- Inflammatory Drugs for pain management in patients undergoing Root Canal Therapy, assessed using the Visual Analogue Scale (VAS): A Randomized Controlled Trial*	Exploring Research Insights from Homoeopathic Academia **Chairperson:** **Dr CB Nayak,** Chairman, SCFR, CCRH & former Director General CCRH **Co-Chairperson: Dr Poorav Desai,** Jawaharlal Nehru Homoeopathic Medical College Convenor: Dr. Anupriya, RO(H)/S-2 Co-convenor: Dr Papiya Chanda, RO(H)/S-1 1. **Dr Hitesh Purohit**, Director Educational services and Principal, Smt Malini Kishore Sanghavi homoeopathic medical college, Karjan- *Studying the Impact of Case-Based Learning Method Using Digital Media (WhatsApp) in Improving Understanding of Inflammation Chapter in Pathology Among Undergraduate Students of Homoeopathy.*	Activities & Achievements of CCRH (11:30-12:30) **Dr Subhash Kaushik**, Director General , CCRH **Mrs. Meenkashi Bhatia**, Librarian , CCRH STSH Awards, MD Scholarship awards (12:30 - 1:30)

The intersection of AI enabled sensing technology with Ayush research: a new dawn in alternative medicine **3.Dr Lokesh Kumar Sharma**, Scientist E & head (IT), ICMR, NIOH, Ahmedabad *Ethical guidelines for application of Artificial Intelligence in Biomedical Research and Healthcare by ICMR* **4. Dr Harsh Nigam**, Consultant Multi-specialty Outdoor Homoeopathic Centre, Kanpur *AI based potency calculator for future prototype* **5. Dr Aditya Patil**, Assistant Professor, Department of Homoeopathic Pharmacy, Noble Homoeopathic College and Research Institute,	*Role of Homoeopathy in Case of Detrusor Sphincter Dyssynergia* **3.Dr Munjal Thakkar**, Head of Research Methodology & Biostatistics Department, Parul University. *Exploring the Role of Homeopathy as an add-on therapy in the Management of* *Exploring the Role of Homeopathy as an add-on therapy in the Management of* *Type 1 Diabetes Mellitus: A Case series* **4.Dr Abhijit Chakma,** RO(H)/S-2, RRIH, Agartala, CCRH *A Case of Erosive Antral Gastritis Treated with Homoeopathy* **5.Dr Nitin Saklani,** RO(H)/S-1, RRIH, Shimla, CCRH *Reviving Hope: A Homoeopathic Triumph over Pancreatic Necrosis with Ascites – Evidence-Based Case Report*	2. **Dr. J. Shashikanth**, Survey Officer, Centre of Medicinal Plants Research in Homoeopathy. *Opportunities and Challenges in Collection and Cultivation of Medicinal Plants Farmers and Industries Perspective* **3.Dr G V Narasimha Kumar**, Research Officer(Pharmacology), Dr Anjali Chatterji Regional Research Institute for Homoeopathy, Kolkata *Safety and Efficacy of Cuprum metallicum in Zebrafish and Mouse Models as a Potential Seizure Therapeutic* 4. **Dr. Poorva Tiwari**, Scientific Officer, Schwabe India *Challenges and Outcomes in Homoeopathic Preclinical Research: A Reverse Pharmacology Approach to New Product Development*	**2. Dr N Prasanna Devi**, Prof. & HOD , medical superintendent, R.V.S Homoeopathic medical College, Coimbatore , Tamil Nadu *Investigation on the wound healing properties of homoeopathic medicine "calendula 30" in red tilapia fish (oreochromis sp.): a study on gene expression* **3. Dr Mansi Shukla**, Assoc. Prof., AHMC & RI, Gandhinagar, Gujarat *Effectiveness of Homeopathic Treatment in Adhesive Capsulitis – A Single-Blind Placebo-Controlled Randomized Trial* **4. Dr Hardik Khamar**, Visiting Prof.: PG Dept., Dr. V. H. Dave Homeopathic Medical College, Anand *Outcomes of homeopathic interventions in oncology: a case series analysis* **5. Dr. Zankhana Desai**, Prof. & HOD, Jawaharlal Nehru Homoeopathic Medical College, Parul University, Vadodara. *Homoeopathy for acute upper respiratory tract infection in adults*	2. **Dr Vipul Shastri**, Principal, Vidhyadeep Homeopathic medical college & research centre & I/C Provost (Vice Chancellor) of Vidhyadeep University *Scrutinization of Homoeopathic Methotrexate 12c and 30c Dilutions: Nanoparticle Characterization, Safety, and Anti-Psoriatic Potential in a Preclinical Model* 3. **Dr Dharmendra B. Sharma**, Principal, Dr DY Patil, Homoeopathic Medical College and Research Centre, Pune *Stem Cell Secretome Modulated by Arsenicum album 30C Ameliorates Lipopolysaccharide-induced Cytokine Storm in Blood Mononuclear Cells in vitro* 4. **Dr Shubhamoy Ghosh**, Prof. & HOD, Department of Pathology, DN De Homoeopathic Medical College & Hospital,	

Noble University, Junagadh, Gujarat, *Evaluating Generative AI and Homoeopathic Approaches in Psoriasis Diagnosis and Treatment: A Meta-Analysis of Retrospective Studies* **6.Dr Deepti Singh, RO(H)/S-2, CCRH** *Using AI tools in education, Practice & Research* Rapporteur: Dr Ishika Jain, SRF(H) Dr Stuti Rastogi, SRF(H)	**6.Dr Amiya Goswami**, Principal Rajasthan Vidyapeeth Homoeopathic Medical College and Hospital Dabok, Udaipur *Scope of Homoeopathy In Leucoderma- A case presentation* **7. Dr Harindani**, Practitioner, Dr Batra's Clinic– Successful *Homoeopathic Management of Nephrotic Syndrome – A case presentation* Rapporteur: Dr Charu Popli , SRF(H)	Rapporteur: Ms. Megha, JRF(Chemistry) Ms. Priyanka Singh, JRF (Botany)	6.**Dr.Dhanashree A. Kulkarni** Asst.Prof. in Dept. of Homeopathic Materia Medica, Late Mrs. Housabai HMC, Nimshirgaon *Enhancing Homoeopathic Education: Investigating the impact of flipped classroom approach on learning homoeopathic Materia Medica for undergraduate III BHMS Students.* *7.* **Dr Padmalaya Rath, RO(H)/S-4** *Polycystic Ovarian Syndrome and its homoeopathic management : A case series* Rapporteur: Dr. Ekta Gupta, SRF(H)	*Innovations in Dentistry Research of Homoeopathy in Transforming Oral Care integrative and precision* 5. **Dr S. Sandhya,** Prof., Department of Community Medicine**,** Venkateswara Homoeopathic Medical College and Hospital, Porur, Chennai, Tamilnadu Therapeutic *Potential of Homoeopathic Tribulus Terrestris in Male Infertility: A Synergistic Analysis of Clinical Outcomes and In Vitro Efficacy* 6. **Dr Anupriya** **Chaudhary** RO (H)/S-2, CCRH Hqs. *Fostering Research in Homeopathic Medical Colleges: A potential catalyst for strengthening scientific evidence base* Rapporteur: 1. Dr. Aashima Khullar, SRF (H) 2. Dr. Sana Shahid, SRF(H)	

EXHIBITION HALL No.-3

TIME SLOT	SESSION	COORDINATOR
10:30 - 11:00 AM	Good Clinical Practice Guidelines - Homoeopathy	Dr. Divya Taneja
11:10 - 11:40 AM	Drug Proving Research Programme	Dr. Pritha Mehra
11:50 -12:20 PM	HCCR Portal	Dr. Suhana P Azis
12:30 - 1:00 PM	Standard Treatment Guidelines and STGH APP	Dr. Roja Varanasi

1:30 – 2:30 p.m.
VALEDICTORY
2:30 p.m.
LUNCH AND DISPERSAL

ABOUT THE
SESSIONS
CHAIRPERSONS
SPEAKERS
CONVENORS

Day 1
10th April 2025

SEMINAR HALL- 1A GF

10th April 2025
Time:12pm – 2pm

Scientific Session I
Mental Health and Homoeopathy: Vistas Ahead

Chairperson:

- Dr. K.R. Janardanan Nair, Former President, Medical Assessment and Rating Board, National Commission For Homoeopathy

Co-chairperson:

- Dr. Mansij Kumar Pathik, Principal, Aryaveer Homoeopathic Medical College, Gujarat

Speakers:

- Dr. R. Bhuvaneswari, Research Officer (H) /Scientist -3, NHRIMH, Kottayam
- Dr. S. Karunakara Moorthi, Research Officer (H)/Scientist -3, NHRIMH, Kottayam
- Prof. Dr. Vijay Anand, Deputy Director (R&D), Sri Sairam Homoeopathy Medical College, Chennai
- Dr. Vinitha ER, Research Officer (H)/Scientist -2, NHRIMH, Kottayam

Convenor:

- Dr. K. C. Muraleedharan, Assistant Director (H), CCRH (HQ)

Co-Convenor:

- Dr. Avaranjika K, RO (H), Ministry of Ayush

Rapporteur:

- Dr. Gurpreet Singh, Research Associate (H), CCRH



DR.K.R. JANARDANAN NAIR

FORMER PRESIDENT, MEDICAL ASSESSMENT AND RATING BOARD
NATIONAL COMMISSION FOR HOMOEOPATHY

He has 32 years of Research experience and held the post of Research Assistant to Assistant Director/ Principal in Institutes under CCRH. He was Instrumental for the development of the CRIH to the Prestigious and only National Institute under CCRH, and the Institute has been upgraded by the Ministry as National Institute with Post graduate courses in Psychiatry and Practice of Medicine. Dr. Janardanan Nair has good number of publications in Psychiatry, Medicine and fundamental Research, in International Peer reviewed journals. Attended many National and International Seminars and Workshops and arranged many scientific workshops and seminars in the Institute. Dr. K.R. Janardanan Nair has been the president of Medical Assessment and Rating Board under National Commission for Homoeopathy. In the post of President, MARBH, the Faculties from Homoeopathic Medical Colleges are trained to conduct the Inspections and Assessment for Rating. Scheduling of inspections are being done before the process of Counselling and Permissions for the Colleges are being granted in accordance with the fulfilment of the MES. As a dynamic step, MARBH under the leadership of Dr Janardanan Nair started the process of Rating of the Homoeopathic Medical Colleges in India



DR. MANSIJ KUMAR PATHIK

PRINCIPAL, ARYAVEER HOMOEOPATHIC MEDICAL COLLEGE,
GUJARAT

Dr. Mansij Kumar Pathik is currently serving as the Principal of Aaryaveer Homoeopathic Medical College & Hospital (HMC&H) in Rajkot and is a Member of the Board of Study for Homoeopathy at Saurashtra University, Rajkot. He holds a Ph.D. in Homoeopathic Materia Medica from Maharashtra University of Health Sciences (MUHS), Nashik (2018), with a thesis on "Conceptualizing Miasma in Obsessive Compulsive Disorder (OCD) and Its Rational Homoeopathic Management." He also earned an M.D. in Homoeopathic Materia Medica from MUHS in 2009. Dr. Pathik has extensive teaching experience, having worked in various institutions, including Shivang HMC Bhopal and Laxmiben HMC Mehsana, where he held roles such as Professor, Head of Department, and Principal. He has also contributed significantly to academic administration, serving as Hospital Superintendent, District Coordinator for the National Rural Health Mission, and Academic In-charge at multiple institutions. He has published research articles and papers on topics such as OCD and women's health. Dr. Pathik has presented at international and national conferences, including delivering keynotes on the management of OCD in homoeopathy. His ongoing research and contributions to the field are highly regarded. He is also working on a book titled "Group Study in Homoeopathy."



DR. R. BHUVANESWARI
RESEARCH OFFICER (H)/SCIENTIST -3, NHRIMH, KOTTAYAM

Dr. R. Bhuvaneswari is a researcher in mental health with more than 20 years of Professional experience including 12 years of research experience. She has conducted extensive studies on mental health and women's health conditions, resulting in numerous publications and presentations in esteemed national and international peer-reviewed journals. Currently serving as a Professor cum HOD in the Department of Psychiatry, she has successfully guided 11 postgraduate scholars, with 3 students completing and passing out under her mentorship. She is also nominated as a CBDC Subject Expert of Homoeopathy in Psychiatry by NCH. Dr. Bhuvaneswari also holds the pivotal role of Member Secretary of the Institutional Ethical Committee at NHRIMH, Kottayam, and member (clinician) of the Institutional Ethical Committee at Athurasramam, ANSS Homoeopathic Medical College. Additionally, she is actively pursuing her PhD at Kerala University of Health Sciences, Thrissur, Kerala.

A NEW LEAF: EXPLORING HOMOEOPATHY POTENTIAL IN MANAGING ADOLESCENT CANNABIS ADDICTION – A RETROSPECTIVE STUDY

ABSTRACT

Background: Cannabis, also known as marijuana, has a long history of human use. The intersection of cannabis use and adolescent mental health presents a complex challenge that requires a multifaceted approach. With adolescence being a critical period for identity formation and emotional regulation, early exposure to cannabis can alter stress responses and increase susceptibility to anxiety, depression, and psychotic disorders. Beyond individual health, cannabis misuse can strain familial relationships and disrupt social functioning, leading to isolation and academic setbacks. The United Nations Office on Drugs and Crime (2016) reported 183 million cannabis users worldwide, with 3.8% prevalence in the 15–64 age groups. In India, cannabis use prevalence is 2.8% overall, 5.0% among males, and 0.6% among females, with 0.25% using it dependently. Recent studies indicate that homeopathy could be a promising approach for managing cannabis use disorder, providing alternative treatment options.

Objective: The primary objective of the study was to evaluate the usefulness of homoeopathic medicine in managing cannabis use disorder in adolescents

Methods: The retrospective study was conducted at NHRIMH, Kottayam, with approval from the institutional head. The study populations were collected from the case records of patients who attended the OPD and IPD of NHRIMH during the period from July 2023 to August 2024. Out of 50 cases screened, 30 diagnosed cases that met the ICD-10 diagnostic criteria and had a minimum follow-up of six months were included in the study. The severity of dependence was assessed using the severity of Dependence Scale for Cannabis and severity of withdrawal symptoms was assessed using the Cannabis Withdrawal Scale score for seven days. The Marijuana Problem Scale score was recorded at baseline and at the end of the sixth month.

Result: Out of 50 cases, 30 were statistically analyzed using IBM SPSS Statistics. Normality of the data was assessed using the Shapiro-Wilks test. A statistically significant reduction was observed in the Cannabis Withdrawal Scale (CWS) score, with the median (IQR) decreasing from 98(78.75, 110.00) to 22.5(10.0, 50.0) over 7 days (χ^2=87.654, p<.001). The Friedman test showed a significant reduction in the Severity of Dependence Scale (SDS) median (IQR) from 10(8, 12) to 2(2, 3) (χ^2=60.000, p<.001). The Marijuana Problem Scale, assessed using the Wilcoxon Signed Rank test, also showed a significant reduction in the median (IQR) score from baseline to the 6th month (Z=-4.797, p<.001). The Marijuana Problem Score was converted to a rounded percentile ranking, which also showed a statistically significant difference from baseline to the 6th month (Z=-4.785, p<.001). P<.05 was considered statistically significant. The most frequently used homoeopathic medications found to be useful were Nux vomica, Lycopodium clavatum, Staphysagria, and Sulphur.

Conclusion: This retrospective study showed that homoeopathic medications were useful in managing cannabis use disorder in adolescents. However, well-designed randomized controlled studies are needed to further confirm these results and establish their efficacy and reproducibility in larger populations.



DR S. KARUNAKARA MOORTHI
RESEARCH OFFICER (H)/SCIENTIST -3, NHRIMH, KOTTAYAM

Dr S. Karunakara Moorthi started his career as a Research Officer Homoeopathy Scientist -1 at the National Homoeopathy Research Institute in Mental Health ((NHRIMH), Kottayam, under the Central Council for Research in Homoeopathy, the Ministry of Ayush, Govt of India since 2012 and at presently he has been working as Research Officer (H), Scientis-3. He started his career as an Assistant Professor in 2017 in the Department of Psychiatry at NHRIMH, and presently, he has been working as a Professor in the same Institute in the Department of Psychiatry and Guide for the Postgraduate thesis since 2017. From 2008 to 2012, he worked as an Assistant Professor in the Department of Surgery at Vinayaka Mission Homoeopathy Medical College and Hospital. As yet, he has acquired knowledge in the field of psychiatry by treating an assortment of cases through IPD, OPD, and Peripheral centres. The cases that had given new insight and high-yielding results exclusively with Homoeopathy and add-on therapy coerced to prepare the protocol in this field. A total of 7 research projects were completed, and 2 projects are ongoing. Published 31 articles in peer-reviewed Journals and one of the authors of book titled "A Comprehensive Book on ASWAGANDHA" by the National Medicinal Plants Board, Ministry of Ayush, Govt of India. He has also presented cases at the National and International conferences.

HOMOEOPATHIC MANAGEMENT OF CONDUCT DISORDER: A CASE SERIES

ABSTRACT

Introduction: Conduct Disorder (CD) is characterised by pervasive patterns of hostile, aggressive, cruel, deceitful and destructive behaviours. Conduct Disorder usually starts in childhood and adolescence and is characterized by a long-standing pattern of violations of rules and antisocial behaviour. The aetiology of conduct disorder involves an interaction of genetic/constitutional, familial and social factors. Conduct disorder increases the risk of several public health problems, including violence, weapon use, substance abuse and dropping out of school. Attention-deficit hyperactive disorder (ADHD) is one of the prevalent comorbidities. Children with CD have a 15-fold higher risk of meeting the criteria for oppositional defiant disorder. CD frequently co-occurs with major depressive disorder, particularly in girls. Thus, it is crucial to identify conduct disorder and begin intervention as early as possible.

Case Summary: Three cases are reported at the outpatient department of the National Homoeopathy Research Institute in Mental Health, Kerala, India, with symptoms of Conduct

Disorder, which have been treated exclusively with Individualized homoeopathic medicines without any supportive therapies. Assent from the patient and consent from the caregiver were obtained.

Diagnosis and outcome: An Institutional Consultant Psychiatrist diagnosed all the cases. The diagnosis and severity were assessed using the Conduct Disorder Diagnostic Tool, and the symptomatic assessment was done using the Conduct Disorder Rating Scale-Parent Version. MONARCH Criteria explicitly depicted possible causal attribution of changes. The significant outcome result was shown in the Conduct Disorder Diagnostic Tool, and Conduct Disorder Rating Scale-Parent Version from very severe to mild. The total score of outcome is 9 was found in Modified Naranjo Criteria, in three cases, it shows the definite causal attribution of homoeopathic treatment with the outcome.

Therapeutic intervention: Individualized homoeopathic medicines were prescribed without any supportive therapies. Stramonium 200 and Carcinosinum 200 were prescribed for case 1. Natrium muriaticum 200 was prescribed for case 2, and in case 3, Pulsatilla 200 was prescribed.

Conclusion: The initial outcome of homoeopathic treatment shows a positive role of homoeopathy as the cases are exclusively managed by homoeopathic medicine. Well-being has been noticed in the familial, social and mental aspects of the individuals exclusively with homoeopathic treatment without the support of any therapies. Case 1 and 2 restarted their academic activities. The timely intervention has prevented the deterioration into chronic psychiatric ailments. However, the cases need long-term follow-up for complete recovery.



PROF. DR. VIJAY ANAND
DEPUTY DIRECTOR (R&D), SRI SAIRAM HOMOEOPATHY MEDICAL COLLEGE, CHENNAI

Prof. Dr. Vijay Anand is a globally recognized Homoeopath who has received the prestigious "Best Doctor (Homoeopathy)" award from The Tamil Nadu Dr. M.G.R. Medical University, Government of Tamil Nadu. He is a Psychologist, Researcher, and currently serves as the Deputy Director (R&D) while also working as a Professor at Sri Sairam Homoeopathy Medical College, Chennai. Dr. Vijay Anand is the Founder and Director of Dr. Vijay's Autism Clinic and Vijay Homoeo Clinic. With 23 years of clinical experience, he has gained recognition for his expertise in Autism and is an adviser for Autism Eternal-Wellness, Malaysia. He is also the author of the book "Eliya Iniya Maruthuvam", which aims to promote Homoeopathy and highlight its scope in the medical field. Dr. Vijay Anand is renowned for his holistic, integrated, and evidence-based clinical approach to treating Autism, which has gained significant popularity in the fields of Homoeopathy and Autism.

SCOPE OF HOMOEOPATHY IN AUTISM

ABSTRACT

Introduction: Autism is a developmental neurological disorder which affects brain functioning in specific areas of social and emotional skills and communication abilities with some behavioural stereotypes. This leads to impairments in speech, language and communication skills, impaired social skills and severe inconsistencies in their development. These signs all begin before a child is three years old & generally follow a steady course without remission. India is home to about 10 million people with autism and the disability has shown an increase over the last few years. According to statistics by the centres for Disease for Control and Prevention (CDC), one in every 69 children today is born with autism spectrum disorder (ASD) against a ratio of one in 110 few years back.

Method: Internal treatment with Homoeopathy that is dynamic in nature possibly helps bring a quick recovery of mild spectrum disorders and offer a glimmer of hope for even the severe end of the spectrum (e.g., in children who are non-verbal/low-functioning).

Results: Positive pointers towards a more lasting solution to the problem of autism, which in the long run may help showcase the potential of Homoeopathy and the larger role it can play in severe disorders.

Discussion: Autism subjects need specific behavioral and therapeutic interventions. Homoeopathic therapy has been found effective in several neuro-developmental conditions and has wide scope for autism. **Conclusion:** It can be said that Homoeopathic treatment is a treatment modality that encompasses the ability to bring about a change in the treatment paradigm of Autism from just a behavior modification approach to the homeopathic principle of antecedent cause removal.



DR. VINITHA ER
RESEARCH OFFICER (H) /SCIENTIST -2, NHRIMH, KOTTAYAM

Dr. Vinitha ER is a dedicated Research Officer and Scientist-2 at the National Homoeopathy Research Institute in Mental Health (NHRIMH), Kottayam, and has been serving as a scientist with the Central Council for Research in Homoeopathy since 2016. Currently, she focuses on clinical research with an emphasis on evidence-based treatment for general medical conditions. Dr. Vinitha has published several evidence-based case reports and case series documenting successful treatments for various diseases using Homoeopathy in peer-reviewed and indexed journals. She is an active member of the Institutional Ethics Committee at both the Department of Homoeopathy, Government of Kerala, and the National Ayush Mission, Government of Kerala. She has also presented research papers at international and scientific conferences, winning multiple Best Research Paper awards. Since 2018, Dr. Vinitha has been guiding postgraduate students under the Homoeopathy section at the Kerala University of Health Sciences (KUHS). Additionally, she serves as a reviewer for peer-reviewed national and international journals, as well as for KUHS since 2020.

COGNITIVE ASSESSMENT OF CHILDREN WITH LEARNING DIFFICULTY USING ARTIFICIAL INTELLIGENCE – AN OBSERVATIONAL STUDY

ABSTRACT

Introduction: In developing countries Learning Difficulty in Lower Primary section is a hidden disorder, which prevents early detection and timely intervention. NIMHANS SLD index Level I helps to identify children with Learning Difficulty in the age group 5-7. A tablet-based, gamified cognitive assessment tool named Developmental assessment on an E-Platform (DEEP) is used in present study for Cognitive assessment of Children Diagnosed with Learning Difficulty aged 5-7 years. DEEP was conceptualized through an inter-disciplinary team comprising of neuroscientists, clinicians (pediatricians, psychologists, psychiatrists), public health experts, data scientists and a Game design agency. DEEP has been found to be highly acceptable to children and their families and feasible for delivery by trained non-specialists. Further, DEEP has shown to be able to predict child performance on the cognitive domain of a gold-standard developmental assessment Tool.

Materials and Methods: 18 government and Aided schools with Lower primary section were randomly selected by the Changanassery Block Resource center of Kottayam District of Kerala. This project upholds the Response to Intervention [RTI] model for Specific Learning Disorder

integrating homoeopathic treatment along with the standard interventional strategy of remedial education. Universal screening was done in the lower primary sections for children aged 5-7 years, and further screening for children with low scores was done with NIMHANS SLD index level 1. Children who score inadequately in NIMHANS SLD index Level 1 were considered as 'at-risk' for SLD in this study. DEEP scores were calculated before and after the intervention strategies to find out the effectiveness of the intervention strategy. DEEP tool assesses a range of cognitive domains (manual speed and coordination, inhibitory control, visual perception and integration, reasoning, categorization and memory) in children. DEEP comprises 14 Games that are integrated into an overarching storyline aimed to maximize a child's attention and engagement with the Tool. Out of the 11 derived variables three positive variables with before and after values were compared to find out the improvement status. Game data is stored as .JSON files. Data from these files are extracted and compiled into a .csv by the Extraction Code (R script). 57 children with before and after DEEP scores were compared for three derived variables - All Levels played, Correct clicks, and Accuracy.

Result: For the variable All levels played 35 cases improved, 12 status quo and 10 did not improve. Out of 35 improved cases 16 cases showed mild improvement, 9 moderate improvement and 10 marked improvements. For the variable Correct clicks 49 cases improved, and 8 cases did not improve. Out of the 49 improved cases 16 cases showed marked, 17 moderate and 16 mild improvements. For the variable Accuracy 47 cases improved and 10 cases did not improve. Out of the 47 improved cases 16 had marked, 15 moderate and 16 mild improvements.

Conclusion: Data science subset of Artificial Intelligence enables to quantify the improvement status of the cases treated with any interventional strategies reducing human errors and time consumption.

10th April 2025

Time: 3:00 pm – 5:00 pm

Scientific Session II

Management of Non-Communicable Diseases with Homoeopathy

Chairperson:

- Dr. Sangeeta A Duggal, Advisor (Homeopathy), Ministry of Ayush

Co-Chairperson:

- Dr. Preeti Muni, Principal, Swami Vivekanand Homoeopathic Medical College, and Hospital

Speakers:

- Dr. Abhijit Chatterjee, Professor & Head of the Materia Medica Department Sumandeep Homoeopathic Medical College & Hospital, Vadodara
- Dr. Lipipushpa Debadata, Research Officer (H), Scientist-4/officer In-charge, Central Research Institute (H), Lucknow
- Dr. Amit Srivastava, Research Officer (H)/Scientist-2, Central Research Institute (H), Lucknow
- Dr. Abhijit Dutta, Research Officer (H) in the International Cooperation Section of the Ministry of Ayush (Government of India), New Delhi
- Dr. Roja Varanasi, Research Officer (H)/Scientist-4, Central Council for Research in Homoeopathy, New Delhi

Session Convenors:

- Dr. Roja Varanasi, Research Officer (H)/Scientist-4
- Central Council for Research in Homoeopathy, New Delhi
- Dr. Baidurjya Bhattacharya, Research Officer (H)-Scientist – 1, Regional Research Institute for Homoeopathy, Siliguri, West Bengal.

Rapporteur:

- Dr. Gandham Kumuda, Senior Research Fellow(H), CCRH



DR. (MRS.) SANGEETA A. DUGGAL
ADVISOR (HOMOEOPATHY), MINISTRY OF AYUSH

Dr. Sangeeta A. Duggal is an esteemed alumni of the 1986 batch of Nehru Homoeopathic Medical College & Hospital, New Delhi, and holds an MD in Repertory from Bakson Homoeopathic Medical College & Hospital, Noida. She began her professional journey as a Junior Research Fellow (JRF) and Senior Research Fellow (SRF) at RRI New Delhi, before taking on the role of Medical Officer with NDMC. Later, she joined CGHS and progressed to the position of Joint Director - Ayush, where she served for four and a half years. She then transitioned to the Ministry of Ayush as Advisor for Homoeopathy, contributing her expertise in both clinical and administrative capacities. She is an active member of various Scientific Committees, including the Special Committee for Clinical Research and the Scientific Advisory Board at the Central Council for Research in Homoeopathy (CCRH). She also serves on the Governing Body and Institute Finance Committee of both CCRH and the National Institute of Homoeopathy (NIH). Additionally, she is a member of the Bureau of Indian Standards and has played a pivotal role in developing the Standard Treatment Protocols for insurance claims in homoeopathy. Her unwavering dedication and hard work have been key drivers in her successful career, allowing her to make significant contributions to the field of homoeopathy, particularly in the areas of research, policy development, and standardization.



DR. PRITI MUNI

PRINCIPAL, SWAMI VIVEKANAND HOMOEOPATHIC MEDICAL COLLEGE, AND HOSPITAL

Dr. Priti Muni is a distinguished and highly respected Homoeopath with an exceptional academic and professional record. With over three decades of clinical experience, she has established herself as a leading expert in her field. Serving as the Head of the Department and Professor of the Department of Practice of Medicine at Swami Vivekananda Homoeopathic Medical College since 2000, Dr. Muni has also held significant administrative responsibilities, including a five-year tenure as the Principal of the college. Currently, she serves as the Coordinator, overseeing the administration and management of the institution. Her academic qualifications are impressive, having earned an M.D. in 2006 and a Ph.D. in 2015. As a clinician, educator, and administrator, she has balanced her professional commitments with a deep dedication to research. She has published numerous articles and research papers in reputed journals, cementing her reputation as a prolific scholar and researcher. Dr. Muni's expertise has garnered recognition, and she is often invited as an Examiner for U.G. examinations at M.K.B. University, Saurashtra University, and Gujarat University. Additionally, she has guided Ph.D. scholars in various DRCs and served as an Expert and External Examiner for Ph.D. scholars from M.K.B. University and Parul University. Currently, Dr. Muni is leading a ground-breaking research project titled "Efficacy of Homoeopathic Medicines in Patients with Cerebral Palsy: A Prospective Experimental Study." This multidisciplinary study aims to assess the effectiveness of Homoeopathic interventions in children and young adults aged 1-20 years with Cerebral Palsy, working alongside conventional management approaches. Her exemplary contributions to Homoeopathy, coupled with her dedication to teaching, administration, and research, have positioned Dr. Muni as one of the foremost authorities in her field.



PROF. DR. ABHIJIT CHATTERJEE
PROFESSOR & HEAD OF THE MATERIA MEDICA DEPARTMENT SUMANDEEP HOMOEOPATHIC MEDICAL COLLEGE & HOSPITAL, VADODARA

Prof. Dr. Abhijit Chatterjee, MD, PGDHHM, CPTP (Certified Psychometric Test Professional) is the Professor & Head of the Materia Medica Department and leads the Psychometric Test & Evaluation Centre at Sumandeep Homoeopathic Medical College & Hospital, Vadodara. He has held key roles, including Deputy Medical Superintendent and Medical Superintendent at Sumandeep Homoeopathic Medical College, and served as Medical Centre Administrator at Ram Krishna Ashram Medical Centre, Rajkot. With extensive academic and administrative experience, he has been HOD at various institutions, including Arya Veer and Shree HN Shukla Homoeopathic Medical Colleges. His research spans psychometric evaluation, disaster management, and homeopathic therapeutics, with notable studies on Sternberg's Triangular Theory and Psoriasis treatment. He has received the Elite Educator Award (2023) and the Rotary Home Hospitality Award (2013) and was awarded an ICMR Travel Grant (2013). A sought-after speaker, he has delivered lectures at national and international conferences, including the World Congress on Homeopathy and the Euro-Indian International Conference on Holistic Medicine. His publications cover homeopathic therapeutics, disease development theories, and clinical research. Additionally, he holds a copyright on Sternberg's Triangular Theory in Homeopathic Therapeutics (2012). His expertise spans psychometric evaluation, hospital administration, research, Teaching, mentoring, Public Speaking and Paper Presentation.

DIAGNOSTIC TRIANGLE: A PSYCHOMETRIC TOOL FOR EMOTIONAL EVALUATION AND HOMEOPATHIC MANAGEMENT OF NON-COMMUNICABLE DISEASES

ABSTRACT

Introduction: Emotional well-being plays a crucial role in overall health, influencing how diseases develop and progress. The Diagnostic Triangle, a unique psychometric tool, is based on Sternberg's Triangular Theory of Love, which categorizes human emotions into three dimensions—intimacy, passion, and commitment. This model helps map an individual's emotional state within an equilateral triangle, providing a clear, visual representation of their psychological responses. By offering a structured approach, the Diagnostic Triangle reduces the subjectivity in clinical assessments, enhancing the accuracy of homeopathic diagnoses, especially in treating non-communicable diseases (NCDs). NCDs such as diabetes, hypertension, and cardiovascular diseases are often linked to chronic stress, lifestyle habits, and emotional distress. Conventional

diagnostic methods primarily focus on physical symptoms, often overlooking the psychological and emotional factors that contribute to disease development. The Diagnostic Triangle aims to bridge this gap, ensuring that both emotional and physical health are considered in patient care, leading to more personalized treatment approaches.

Methodology: The study involved individuals diagnosed with diabetes, hypertension, and cardiovascular conditions. Each participant underwent a structured psychometric evaluation, where their emotional responses were categorized into the three dimensions—intimacy, passion, and commitment. Their responses were rated on a nine-point scale to assess emotional balance and intensity. Following the psychometric evaluation, a detailed homeopathic case-taking session was conducted for each participant. This allowed clinicians to understand their emotional tendencies, behavioural patterns, and psychosomatic links. Based on these findings, individualized constitutional homeopathic treatment was prescribed for a period ranging from one to six months. The primary goal was to determine the correlation between the emotional profiles identified by the Diagnostic Triangle and the impact of homeopathic treatment on overall well-being.

Results and Discussion: The initial assessment showed that most participants had noticeable emotional imbalances, often skewed toward one or more sections of the Diagnostic Triangle. After receiving homeopathic treatment, many participants reported improvements in their emotional stability, stress management, and overall change in quality of life. While physiological markers such as blood glucose levels and blood pressure showed positive trends, the most consistent outcome was a noticeable increase in emotional resilience, as reflected in follow-up psychometric evaluations. These findings reinforce the idea that a structured emotional assessment, combined with homeopathic care, enables more effective and individualized treatment strategies for NCDs.

Conclusion: The Diagnostic Triangle presents an innovative way to incorporate psychometric evaluation into homeopathic practice, addressing the often-overlooked emotional aspects of chronic diseases. By providing a structured and objective framework, it enhances diagnostic accuracy and helps develop tailored made treatment plans that acknowledge the intricate link between cause effect relationship between emotions and physical health. The study suggests that this tool has the potential to improve holistic patient care, ensuring that emotional well-being is an integral part of managing NCDs.



DR. LIPIPUSHPA DEBATA, MD (HOM)

RESEARCH OFFICER (H)/ SCIENTIST-4, OFFICER IN-CHARGE CENTRAL RESEARCH INSTITUTE (H), LUCKNOW

Dr. Lipipushpa is a dedicated Researcher with core area of interest in Clinical Research. She completed her BHMS degree from Dr. Abhin Chandra Homoeopathic Medical College & Hospital, Bhubaneswar and M.D. Degree from JSPS Govt Homoeopathic Medical College, Hyderabad. She joined the Council in 2006 and has a 18 years of vast clinical and Research experience. She has a number of Research publications to her credit, both in National and International journals. She has undertaken studies on clinical conditions such as Vitiligo, Acute Adenolymphadenitis in Filariais, Gastroenteritis, Uterine Fibroid, Drug Validation of Acne and Clinical Verification. She is presently working on studies like Hypothyroidism (as PI), Primary Dysmenorrhea and Chronic Urticaria (as Site PI). She has contributed a chapter in Standard Treatment Guidelines in Homoeopathy, published by CCRH and also a chapter in 'Orientation Guidelines for Community Health Officers' under Homoeopathy stream, Published by Ministry of Ayush, 2021. She has significantly contributed to the development of Standard treatment guidelines on Hypothyroidism. She has also contributed in the Repertory to Clinical Verification of 16 drugs developed by Council. Her works also include Monographs on Cynodon dactylon, Alfalfa, Cassia fistula and Holorrheana antidysentrica. Dr. Lipi has presented many scientific papers at national conferences and authored/co-authored a number of publications in peer reviewed journals. She is also a reviewer of articles for Indian Journal for Research in Homoeopathy and has reviewed many research papers as well as MD Dissertations.

ROLE OF VINCA MINOR IN HEAVY MENSTRUAL BLEEDING DUE TO UTERINE FIBROID- A PRE-POST SINGLE ARM COMPARATIVE PILOT CLINICAL STUDY

ABSTRACT

Background: Uterine fibroids are the most common, benign, monoclonal pelvic tumours in women of reproductive age and as many as 1 in 20 women aged between 30 and 49 years consult their GP each year because of heavy menstrual bleeding (HMB) or menstrual problems. This necessitates the use of complementary therapies like Homoeopathy. This study investigates the use of Homoeopathic medicine Vinca minor mother tincture in 31 patients of uterine fibroid with heavy menstrual bleeding.

Objective: The primary objective is to find out the role of empirically selected Vinca minor in control of heavy menstrual bleeding due to uterine fibroids by Higham pictorial blood assessment chart (HPBAC) after 6 months of intervention. The secondary objective is to compare the Uterine Fibroid Symptom and Health-Related Quality of Life (UFS-QOL) after 6 months of intervention.

Materials And Methods: A pilot study was conducted at out-patient department (OPD) of Homoeopathy Drug Research Institute, Lucknow. The primary outcome was to assess changes in HPBAC Score over 6 months and secondary outcome was to assess the changes in uterine fibroid symptom quality of life questionnaire (UFSQOL) over 6 months of treatment. Data analysis was done as per intention to treat (ITT) analysis by paired t test and repeated measure analysis of variance overall.

Results: Out of 54 patients screened, 33 patients were enrolled in the study and Vinca Minor mother tincture was administered in every case and the duration of therapy was 6 months. There was statistically significant reduction in the heavy bleeding (96.7%) as assessed through HPBAC score ($p<0.05$). Significant improvement was also found in the Quality of life of the patients.

Conclusion: This study set out to assess the role of Vinca minor mother tincture in heavy menstrual bleeding due to uterine fibroid and has shown positive results in reducing the heavy bleeding and improving the quality of life. Considerably, more work is needed in a controlled setting for evaluating its potential and to assess the long-term effects.



DR. AMIT SRIVASTAVA
RESEARCH OFFICER (H)/SCIENTIST-2, CENTRAL RESEARCH INSTITUTE (H), LUCKNOW

Dr. Amit Srivastava earned his MD (Homoeopathy) from D N De Homoeopathic Medical College, Kolkata, and BHMS from State National Homoeopathic Medical College, Lucknow is a Research Officer (Homoeopathy)/Scientist-2 at the Central Research Institute (Homoeopathy), Lucknow. With expertise in clinical research, public health, clinical verification, statistical analysis, and lifestyle disorders, he has contributed significantly to homoeopathic research. He has published 22 research articles in national and international peer-reviewed journals, accumulating 208 citations with an h-index of 8. One of his manuscripts is currently under review. Previously, he served at the Regional Research Institute for Homoeopathy (RRI-H), Imphal (2018–2024), where he led the Clinical Verification of 8 new homeopathic drugs, enrolling 388 patients. He conducted 9 observational studies on COVID-19, managed the Swasthya Rakshan and Scheduled Caste Sub Plan programs, and headed the Lifestyle Disorder Clinic. As Officer-in-Charge (2019–2024), he played a key role in institute development. Before this, he worked at RRI (H), Guwahati (2017–2018) on Psoriasis research and pediatric studies and at CRU (H), Siliguri (2016–2017), managing Lifestyle Disorder and Rheumatology OPD research. He remains actively involved in advancing homoeopathic research and public health initiatives.

OUTPATIENT EVALUATION OF HOMEOPATHY IN NON-COMMUNICABLE DISEASES IN INDIA USING PATIENT-REPORTED OUTCOME MEASURES: A DATA COLLECTION STUDY

Varanasi Roja[1], Amit Srivastava [2], Arti Goyal [1], Anurag Bajpai [1], Priyanka Srivastava[1], Ravi Sadarla[3], Subhash Kaushik [1], 3 Rompicherla GR Kiranmayee[4], Sunil Prasad[5], Madhumita Sadhukan[6] , Uttam Singh[7], GRC Reddy[8], Liyi karso[9] , KC Muraleedharan[10], R Bhuvaneswari[10], Kaushal Kumar Savera[10] , Xinix Xavier[10], Sunil S Ramteke[1], Praveen Oberai[1], Raj K Manchanda[1] CCRH[1] New Delhi, CRIH[2] Lucknow, DrDPRCRIH[3] Noida, RRIH Hyderabad[4], CRUH Ranchi[5], Dr ACRRIH[6] Kolkata, CRIH[7] Jaipur, CRUH Tirupati[8], RRIH[9] Guwahati, NHRIMH [10] Kottayam

ABSTRACT

Background: Noncommunicable diseases (NCD) are a health burden impacting quality of life.

Objective: To observe the effect of homoeopathic treatment in NCDs on clinical and laboratory parameters and to evaluate changes in patient's own assessment of their complaints.

Methodology: An open-label, prospective, OPD-based observational study was conducted from January 2019 to March 2021 at ten centres across India. Individualised treatment was given with six months follow-up, and relevant clinical and laboratory investigations were performed. Measure Yourself Medical Outcome Profile2 (MYMOP2) and Simple Lifestyle Indicator Questionnaire (SLIQ) are the study instruments used.

Results: A total of 905 NCD patients enrolled, with 462 (51%) male and 443 (49%) female. The mean age ±SD of the study participants is 50.32 years (±13.40). The most common NCDs are diabetes mellitus (N= 306), hypertension (197), and multimorbidity (166), with a mean (SD) duration of suffering of 4.80 (±6.06) years. A significant change ($p<0.001$) in all the subscales and profile scores of the MYMOP2 scale was reported after treatment. The systolic and diastolic blood pressure decreased significantly ($p<0.0001$). Many laboratory parameters also significantly decreased, such as triglycerides (166.5 to 131.6 mg/dl, $p< 0.0001$) and low-density lipoprotein (113.6 to 101.3 mg/dl, $p= 0.0019$). The pair-wise comparison of the SLIQ category score at two time points showed a statistically significant effect ($p=0.030$) of homoeopathic treatment on the patient & lifestyles.

Conclusion: The study showed a beneficial effect of homoeopathic treatment, further advocating its integration with the standard of care in managing NCDs.



DR. ABHIJIT DUTTA

RESEARCH OFFICER (H) IN THE INTERNATIONAL COOPERATION SECTION OF THE MINISTRY OF AYUSH (GOVERNMENT OF INDIA), NEW DELHI

Dr. Abhijit is currently serving as Research Officer (H) in the International Cooperation Section of the Ministry of Ayush (Government of India), New Delhi. His current official role involves in fostering global partnerships, collaborations, and diplomacy in traditional medicine and Homeopathy. He completed his BHMS from the West Bengal University of Health Sciences as a 'Gold Medallist' in 2015, and his MD from the National Institute of Homeopathy, Kolkata in 2020. He has also received training from various prestigious institutes including NIMHANS, Bangalore, Stanford Medicine, and CMC, Vellore. He received several awards and maintains memberships in various renowned organizations and international task forces including the Cochrane Collaboration, International Society for Traumatic Stress Studies (ISTSS), and Groupe International de Reherche sur l'Infenitésimal (GIRI). He has worked with National and International healthcare bodies, for shaping research agendas, guideline development, clinical trials, evidence-based healthcare, and patient-centric outcome studies. He has presented his research papers at international congresses such as the 'World Psychiatry Congress 2020,' 'Liga Medicorum Homoeopathica Internationalis' (LMHI), the 'International Symposium of Yoga for Cardiovascular Diseases', and 'The World Congress of Psychiatry' at Vienna in 2023. To date, he has authored more than 50 research papers journals including 7 Clinical trials and 6 systematic reviews & meta-analysis published in esteemed peer-reviewed national and international indexed journals. Recently he has also developed PITCH reporting guideline for case series in Homeopathy. His primary interests encompass mental health, integrative medicine, clinical trials, patient-centred care, and meta-analysis.

INDIVIDUALIZED HOMEOPATHIC MEDICINES IN PREMENSTRUAL SYNDROME (PMS): FINDINGS FROM A DOUBLE-BLIND RANDOMIZED TRIAL AND EVIDENCE SYNTHESIS

ABSTRACT

Introduction: Premenstrual syndrome (PMS) is a prevalent condition affecting women of reproductive age, often leading to significant physical and emotional distress. Conventional treatments may be limited by side effects, necessitating the exploration of complementary approaches. This study presents the findings of a double-blind, randomized, placebo-controlled trial investigating the efficacy of individualized homeopathic (IH) medicines in alleviating PMS symptoms. Additionally, an evidence synthesis of similar trials was conducted to assess the broader impact of homeopathy on PMS and identify key homeopathic medicines with therapeutic potential.

Methods: Female participants experiencing PMS for over three months were recruited from the Outpatient Department and randomly allocated to receive either IH or placebo (PL). The primary outcome was measured using the Shortened Premenstrual Assessment Form (SPAF), while secondary outcomes included the Premenstrual Tension Syndrome Visual Analogue Scale (PMTS-VAS) and the Premenstrual Tension Syndrome Observer Rating Scale - Revised (PMTS-OR). Assessments were conducted at baseline and monthly for three months. The evidence synthesis included trials evaluating homeopathy for PMS, analyzing effect sizes and identifying frequently indicated homeopathic medicines.

Results: The trial demonstrated a statistically significant reduction in SPAF scores for the IH group compared to the PL group ($F = 11.340$; $P < 0.001$), with significant improvements at month 2 (-5.5 ± 1.8, $P = 0.003$) and month 3 (-6.6 ± 2.0, $P = 0.002$). Similar significant reductions were observed in PMTS-VAS and PMTS-OR scores. Natrum muriaticum (n = 4/30, 13.3%) was the most frequently prescribed homeopathic medicine. Adverse events occurred in 13.33% of IH participants and 16.67% of PL participants, with no serious events reported. Evidence synthesis of similar trials indicated a significant effect of homeopathy beyond placebo and identified key homeopathic medicines with therapeutic benefits.

Conclusions: This trial provides evidence that individualized homeopathic medicines significantly alleviate PMS symptoms compared to placebo. Findings from the evidence synthesis further support homeopathy's role in PMS management, highlighting specific medicines with potential benefits. Independent replication is warranted to strengthen these findings. Clinicians may consider homeopathy as a personalized, holistic approach for PMS management.



DR. ROJA VARANASI
RESEARCH OFFICER(H)/SCIENTIST-4
CENTRAL COUNCIL FOR RESEARCH IN HOMOEOPATHY, NEW DELHI

Dr. Roja Varanasi is a dedicated homoeopathic researcher with a strong focus on clinical research, particularly in the area of non-communicable diseases. She holds a BHMS and MD (Hom.) from Abhin Chandra Homoeopathic Medical College and Hospital in Bhubaneswar, Odisha, and is currently pursuing a Ph.D. in Public Health at AMITY University, Noida. Dr. Varanasi has made significant contributions to the field of homoeopathy, having served as the Co-Nodal Officer for the Integrated NPCDCS Ayush (Homoeopathy) Project, a collaborative effort between the Central Council for Research in Homoeopathy (CCRH) and the Ministry of Health and Family Welfare, Government of India. Her work includes the development of Standard Treatment Guidelines in Homoeopathy, created by both CCRH and the Ayush vertical of the Directorate General of Health Services (DGHS). Additionally, she played a pivotal role in the creation of the System Dossier, "Homoeopathy – Science of Gentle Healing," and the Scientific Framework in Homoeopathy. Dr. Varanasi's contributions extend to the development of Standard Treatment Guidelines for the insurance sector, a crucial development in integrating homoeopathy into mainstream healthcare. She has authored influential monographs on Diabetes Mellitus, Lymphatic Filariasis, and the Homoeopathic Materia Medica of Indian Drugs, all published by CCRH. Dr. Varanasi has presented over 30 scientific papers at national and international conferences and has contributed to more than 40 publications in peer-reviewed journals. She is also a co-author of the book An Update on Bowel Nosodes and serves as Associate Editor for the Indian Journal of Research in Homoeopathy, the official journal of CCRH, as well as for Complementary Medicine Research, published by Karger Publishers. Her continued contributions to homoeopathy, particularly in integrated healthcare and evidence-based practices, make Dr. Varanasi a prominent figure in her field.

HOMOEOPATHY SIMPLIFIED: NAVIGATING COMPLEXITY WITH STANDARD TREATMENT GUIDELINES

Roja Varanasi, Himani Garg

ABSTRACT

Standard Treatment Guidelines play a critical role in ensuring evidence-based clinical practice and quality of care. The Central Council for Research in Homoeopathy (CCRH) has taken a pioneering step towards standardizing and strengthening homoeopathic healthcare by developing the Standard Treatment Guidelines (STG) in Homoeopathy, aimed at promoting quality, consistency, and evidence-based clinical practice in the homoeopathic system of medicine. The STGs prepared through expert consensus, a critical review of scientific evidence, and insights from national and international research provide comprehensive clinical guidance for the management of a wide range of acute and chronic diseases. These guidelines outline clinical features, management protocols, homoeopathic therapeutic options, and referral criteria, facilitating better clinical decision-making and ensuring integrated patient care. They serve as a valuable resource for homoeopathic practitioners, clinicians, undergraduate and postgraduate students, researchers, and policymakers, contributing significantly to capacity building and the uniform delivery of high-quality healthcare. To further enhance accessibility and practical implementation, CCRH has digitized these guidelines through the development of the Standard Treatment Guidelines in Homoeopathy (STGH) App. The STGH App offers a user-friendly digital platform that allows easy navigation of the guidelines, with content organized alphabetically for quick reference. It enables healthcare providers to access evidence-based recommendations at their fingertips, ensuring informed and timely clinical decisions. Additionally, the app bridges the gap between practitioners and patients by promoting individualized treatment within a standardized framework. The digital adaptation of the STGs through the STGH App marks a crucial advancement in making homoeopathic healthcare more efficient, accessible, and aligned with modern technological trends. Continuous updates and user feedback mechanisms ensure that both the STGs and the app remain relevant and responsive to evolving healthcare needs. Details will be delivered during the presentation.

10th APRIL

SEMINAR HALL- 1B GF

10th April 2025
Seminar Hall 1B (GF)
Time: 11:45 AM to 1:45 PM

Scientific Session I

Homoeopathy: an integrated approach – Practitioner's perspective

HOMOEOPATHY: AN INTEGRATED APPROACH-PRACTITIONER'S PERSPECTIVE

Chairperson:

- Dr. Neeraj Gupta, Principal and Head of Department at Dr. B R Sur Homoeopathic Medical College, New Delhi

Co-chairperson:

- Dr. (Mrs.) Jyoti Rao, Principal, C. N. Kothari Homoeopathic Medical College & Research Centre, Vyara, and Hospital Superintendent of Kalidas Hospital attached to C. N. Kothari Homoeopathic Medical College & R.C., Vyara.

Speakers:

- Dr. Jaswant Patil, Clinician-Researcher and Integrative Medicine Expert, Member, Scientific Advisory Board (SAB), Central Council for Research in Homoeopathy (CCRH)
- Dr. Ashvini Kumar Dwivedi, Homoeopathic Physician in Indore, Member, Scientific Advisory Board (SAB), Central Council for Research in Homoeopathy (CCRH), Professor & HOD, Department of Physiology, SKRP Gujarati Homeopathic Medical College, Indore
- Dr. Jayesh Patel, Homoeopathic Physician
- Dr. Arpit Chopra Jain, Homoeopathic Physician
- Dr. Juhi Gupta, Faculty of Human Physiology and In-charge of the Department of Research Methodology & Biostatistics at Govt. Homoeopathic Medical College & Hospital, Bhopal

Convenor:

- Dr. Renu Mittal, Research Officer (H), Scientist-4, CCRH

Co-convenor:

- Dr. Pankhuri Misra, Research Officer (H), Scientist-1, CCRH
- Dr. Uttam Singh, Research Officer (H), Scientist-2, CCRH

Rapporteur:

- Dr. Shweta Singh, Research Associate (H), CCRH
- Dr. Roshini, Senior Research Fellow(H), CCRH



PROF. (DR.) NEERAJ GUPTA

PRINCIPAL AND HEAD OF DEPARTMENT AT DR. B R SUR HOMOEOPATHIC MEDICAL COLLEGE, NEW DELHI

Prof. (Dr.) Neeraj Gupta is a distinguished academic leader with over 33 years of professional experience, including 29 years in teaching and research. Currently serving as the Officiating Principal and Head of Department at Dr. B R Sur Homoeopathic Medical College, New Delhi, Dr. Gupta plays a pivotal role in shaping the future of homeopathic education and practice.

He is a Member of Scientific Committee of Homoeopathic Pathogenetic Trial at Central Council for Research in Homoeopathy and Chairperson of Sub sectional committee of Panel 5 of AYD-07 of Bureau of Indian Standards. Dr. Gupta has presented numerous scientific papers at national and international seminars and conferences. His expertise extends beyond academia, as he frequently engages the public through media. As a panelist speaker on All India Radio (AIR), he has delivered insightful talks on various health issues. His knowledge has also been featured in live telecasts on Ayushman Bhava (RSTV), DD Urdu, Zee India, and FM Rainbow, where he has addressed topics such as mother-child health, migraines, vitiligo, asthma, skin ailments, renal stones, and seasonal health conditions. Recipient of several awards, Dr. Gupta continues to contribute significantly to the advancement of homeopathy, focusing on public awareness, research, and holistic healthcare.



DR. (MRS.) JYOTI RAO

PRINCIPAL, C. N. KOTHARI HOMOEOPATHIC MEDICAL COLLEGE & RESEARCH CENTRE, VYARA, AND HOSPITAL SUPERINTENDENT OF KALIDAS HOSPITAL ATTACHED TO C. N. KOTHARI HOMOEOPATHIC MEDICAL COLLEGE & R.C., VYARA

Dr. (Mrs.) Jyoti Rao is a highly experienced medical professional with over 30 years in the field. She holds a BHMS degree from Pune University (1995), an MD in Homoeopathic Materia Medica from MUHS, Nashik (2009), and a Ph.D. from Bhavnagar University (2022). Dr. Rao has served in academia for three decades, including as a Professor and Head of the Department of Physiology & Biochemistry. She also holds significant administrative experience, having served for 17 years as the Principal of C. N. Kothari Homoeopathic Medical College & Research Centre in Vyara, as well as the Hospital Superintendent of Kalidas Hospital. Her clinical expertise spans 30 years, with a notable position as an Honorary Homoeopathic Consultant at Kakrapara Atomic Power Station, a government enterprise. Dr. Rao has actively contributed to the Homoeopathic Medical Association of India (HMAI), serving as Vice President and SC Member of the Vyara Unit. Her publications include articles on the efficacy of homoeopathic medicines in dysmenorrhoea and the role of Sulphur in haemorrhoids, both published in the National Journal of Integrated Research in Medicine in 2021.



DR. JASWANT PATIL
CLINICIAN-RESEARCHER AND INTEGRATIVE MEDICINE EXPERT

Dr. Jaswant Patil is a clinician-researcher and integrative medicine expert with a unique foundation in both classical homeopathy (BHMS) and conventional medicine (MD Pulmonology). Trained as an intensivist with extensive experience in five different ICU settings across top Mumbai hospitals, he bridges the gap between holistic and allopathic care. He also holds a Fellowship in Yoga from MUHS Nasik and an MA in Alternative Medicine, having studied 117 alternative systems of healing. He is an active member of the CCRH Advisory Committee and the National Health Commission's Education Board, where he contributes to super-specialty curriculum development in integrative medicine. Dr. Patil advocates for an evidence-based, interdisciplinary framework to integrate homeopathy into mainstream medicine. His work emphasizes safety, scientific rigor, and improved patient outcomes—especially in pulmonology and other chronic disease management, and critical care—making him a thought leader in shaping the future of integrative healthcare policy and practice.

DUAL POWER: SCIENTIFIC INTEGRATION OF HOMEOPATHY AND MODERN MEDICINE

ABSTRACT

Integrating homeopathy with conventional medicine offers a promising path toward holistic, patient-centric healthcare. With a foundation in both classical homeopathy and allopathic medicine, I have successfully implemented integrative approaches in critical care and pulmonology, achieving notable outcomes in chronic and acute cases. During the COVID-19 pandemic, integration through the Maharashtra Ayush Task Force led to reduced mortality and faster recovery. Scientific advancements, especially in nanomedicine and quantum physics, suggest that homeopathic remedies—despite high dilutions—retain bioactive properties capable of modulating immune and biochemical pathways. This aligns with emerging insights in epigenetics and personalized medicine. To establish credibility and broader acceptance, it is imperative to conduct rigorous clinical research adhering to frameworks like the CARE guidelines, HOM-CASE extension, and MONARCH criteria. Homeopathy, when judiciously applied alongside conventional medicine, can complement respiratory and ICU treatments, improving outcomes while minimizing side effects. As a member of CCRH and NHC advisory bodies, I advocate for structured integrative medical education and standardized protocols. The future of medicine lies in collaboration, where homeopathy and conventional science converge to enhance patient outcomes, foster innovation, and redefine the scope of modern healthcare.



DR. ASHVINI KUMAR DWIVEDI

Homoeopathic Physician in Indore, Member, Scientific Advisory Board (SAB), Central Council for Research in Homoeopathy (CCRH), Professor & Hod, Department of Physiology, SKRP Gujarati Homeopathic Medical College, Indore

Dr. Ashvini Kumar Dwivedi is a distinguished Homoeopathic physician based in Indore, recognized for his expertise in treating complex medical conditions such as aplastic anemia, sickle cell disease, and hematohidrosis (bloody sweat). With an extensive academic background, he holds an MD (Hom.), F.H.C.H. (London, U.K.), Ph.D., MBA, M.A. in Yoga, and M.A. in Psychology. His commitment to advancing homoeopathy has earned him a place on the Scientific Advisory Board (SAB) of the Central Council for Research in Homoeopathy (CCRH). In addition to his clinical excellence, Dr. Dwivedi serves as a Professor and Head of the Department of Physiology at SKRP Gujarati Homeopathic Medical College, Indore, where he plays a pivotal role in shaping future homoeopaths. His contributions to the field have been widely acknowledged, leading to his appointment as a Governor Nominee Member of Devi Ahilya Vishwavidyalaya by the Honorable Governor of Madhya Pradesh, Shri Mangu Bhai Patel, in recognition of his dedication to medical education and research. With a career marked by groundbreaking work and academic leadership, Dr. Ashvini continues to be a guiding force in the homeopathic community, striving to integrate holistic healing with scientific advancements.

AN INTEGRATED APPROACH OF HOMOEOPATHY WITH YOGA IN MANAGING RADICULOPATHY

ABSTRACT

Radiculopathy, generally caused by nerve root compression due to conditions like herniated discs or spondylosis, often leads to significant pain, numbness, and functional limitations. Conventional treatments primarily focus on symptomatic relief, but an integrated approach blending Homoeopathy with Yoga offers a holistic and sustainable solution. Homeopathy, a system of medicine based on individualized treatment principles, addresses not only the physical symptoms but also the integral predisposition of the patient. Well-indicated remedies such as Hypericum, Rhus Toxicodendron, Arnica, Colocynths, and Gnaphalium have shown promising results in alleviating nerve pain and inflammation. Accompanying this with specific Yoga postures (Asanas) and Pranayama techniques enhances spinal flexibility, reduces nerve compression, and improves neuromuscular coordination, thus accelerating recovery and preventing recurrence. This presentation will explore clinical case studies and research-backed evidence demonstrating the effectiveness of integrating Homeopathy with Yoga in managing radiculopathy. The session will focus on treatment protocols, patient outcomes, and recommendations for practitioners to implement this synergistic approach in clinical practice. Bringing together the strengths of Homeopathy and Yoga, we can offer a natural, patient-centric, and non-invasive therapeutic strategy for radiculopathy, aligning with the principles of holistic healing and personalized medicine.



DR. JAYESH N. PATEL
HOMOEOPATHIC PHYSICIAN

Dr. Jayesh N. Patel, a highly esteemed Homoeopathic Physician, holds qualifications including D.H.M.S., MD(Hom.), M.D.P.N., PG(Hom.) (London), and F.H.C.H. (UK). With over 30 years of clinical experience, he has been serving patients in Surat City while also working as a Consultant Homoeopath at C.N. Kothari Homoeopathic College & Research Centre in Vyara. Renowned for his expertise in treating complex and chronic conditions, he specializes in managing a wide range of incurable and dermatological disorders, such as eczema, dermatitis, psoriasis, acne, alopecia areata, corns, cancer, gangrene, hyperpigmentation, warts, keloids, and vitiligo. His commitment to holistic healing, extensive knowledge, and patient-centred approach have earned him a distinguished reputation in the field of homoeopathy. Through his dedicated practice and contributions to research and education, Dr. Patel continues to advance homoeopathic medicine and positively impact the lives of his patients.

ROLE OF HOMOEOPATHIC SCIENCE IN INCURABLE DISEASES

ABSTRACT

Background: India has a vast number of Homoeopathic physicians, with more joining the field every year. However, not all practitioners achieve success. Many face challenges and may experience failure. This presentation aims to provide guidance and inspiration for new Homoeopaths, offering insights from experienced masters. With 38 years of practice since 1986, I have personally experienced the profound impact of following the teachings of our stalwarts. Their principles serve as a reliable compass for navigating the vast ocean of Homoeopathic science.

Objective: The primary objective of this presentation is to provide direction and motivation to emerging Homoeopaths. By sharing practical insights and strategies, I intend to help them apply the core principles of Homoeopathy effectively in their practice.

Methodology: Special attention will be given to practitioners from small towns, rural, and tribal areas. These regions offer immense opportunities to apply Homoeopathic science and demonstrate its efficacy. Emphasizing the relevance of traditional teachings, I will present real-world applications and successful case experiences.

Key Finding: The wisdom and guidelines of Homoeopathic stalwarts remain highly relevant and practical. Integrating their insights into daily practice can significantly enhance clinical success and patient outcomes.

Conclusion: In the words of Dr. Stuart Close, “It takes nine tailors to make a man.” Similarly, it takes extensive learning and a well-rounded understanding of various medical disciplines to become a competent physician. By embracing the knowledge passed down by our predecessors, new Homoeopaths can build a strong foundation and contribute meaningfully to healthcare.



DR ARPIT CHOPRA JAIN
HOMOEOPATHIC PHYSICIAN

Dr. Arpit Chopra Jain, a pioneer in Super Specialty Modern homoeopathy has revolutionized the field with his innovative approach. As the Founder & Director of Aarogya Super Specialty Modern Homoeopathic Clinic Indore & Representative of Homeopathic Medicine for BRICS Countries, he has successfully treated over 3,000 complex cases, including stage 4 cancer, kidney failure, coma, and aplastic anemia. His dedication and remarkable contributions to healthcare innovation and excellence has earned him international recognition, including an Honorary Doctorate from the USA and prestigious honors from Indian dignitaries.

VISION OF IMPOSSIBLE TO POSSIBLE: TREATMENT BY INNOVATION & RESEARCH OF SUPER SPECIALITY MODERN HOMOEOPATHY

ABSTRACT

Dr. Arpit Chopra Jain's vision is to give a new homeopathy to the world, making it a globally recognized, scientifically validated system. By integrating advanced research with clinical expertise, he aims to bridge the gap between conventional and homeopathic medicine. His methodologies have already transformed lives, proving that homeopathy can achieve what was once considered impossible. In his presentation, "असम्भव से सम्भव का प्रयास», at the program 'अध्ययन अध्यापन एंव अनुसंधान' organized by the Central Council for Research in Homeopathy, Ministry of Ayush, Govt. of India, Dr. Jain will showcase his groundbreaking work. He will highlight real-life cases where homeopathy has succeeded where other treatments failed, reinforcing its credibility in modern healthcare.



DR JUHI GUPTA

FACULTY OF HUMAN PHYSIOLOGY AND INCHARGE OF THE DEPARTMENT OF RESEARCH METHODOLOGY & BIOSTATISTICS AT GOVT. HOMOEOPATHIC MEDICAL COLLEGE & HOSPITAL, BHOPAL

Dr. Juhi Gupta is a dedicated academician and researcher in the field of homoeopathy, with a strong background in human physiology and research methodology. She earned her BHMS degree in 2000, followed by an MD (Hom.) from 2009 to 2011, and later pursued a Ph.D. in Homoeopathy. Currently, she serves as a faculty member in Human Physiology and is the In-Charge of the Department of Research Methodology & Biostatistics at the Government Homoeopathic Medical College & Hospital, Bhopal. Dr. Juhi Gupta plays a key role in shaping homoeopathic education in India as a Member Expert and Master Trainer for the Competency-Based Dynamic Curriculum under the Homoeopathic Education Board, which operates under the National Commission for Homoeopathy, New Delhi. Her expertise extends beyond academics, as she has been a prominent voice in public health awareness, contributing to over 30 health programs aired on Doordarshan and Prasar Bharati. Additionally, she has actively contributed to the advancement of homoeopathic research by presenting numerous scientific papers at both national and international forums. With her extensive experience in education, research, and public outreach, Dr. [Name] continues to make significant contributions to the field of homoeopathy, fostering innovation and evidence-based practice.

BOUNDLESS AVENUES OF HOMOEOPATHY IN WELLNESS: A SUMMARY OF 9 YEARS IN THE INTEGRATIVE APPROACH AT GOVERNMENT HOMEOPATHIC MEDICAL COLLEGE AND HOSPITAL BHOPAL

ABSTRACT

In the year 2016 a novel initiative to integrate Homoeopathy with YOGA & Naturopathy, creating a state-of-the-art setup for Wellness in the premise of the country's only Government Ayush Parisar was done. The center began with basic facilities in a trial mode pattern but gained momentum in few months. Based on its performance in the Wellness and Management segment with this integrative approach, a fully equipped new setup was provided in collaborative mode by the state and central government in January 2023. The entire working is inspired and operated in line with our master's teachings and the principles of integrative health care. Crossing 1.5 lakh beneficiaries this year the center has evolved synonymous to preservation of health and quality care in pain management, lifestyle diseases (Hypertension, Diabetes Mellitus, Obesity), gastrointestinal disorders and skin diseases, mostly of chronic nature. Muscle strengthening, post operative management, post-accident care, post stroke care and mental diseases are other pronounced segments that need mention. In compliance to the teachings of our stalwarts, homoeopathy prescription, diet & regimen, yog and naturopathy interventions (no medicine) are used to preserve health and promote healing. The evolution of Homoeopathic principles, reflected in the writings of Dr Hahnemann and practice-based experiences of practitioners of the science globally, formed the basis of this ideology. But, the evolved knowledge of Dietetics and Nutrition, manipulation, local applications, use of water at different temperatures and states in Naturopathy, contributed to the add on results. This model truly explores the scope of integrative wellness and healthcare with Ayush and dates to almost a decade, when the ideology was neither accepted nor appreciated in the framework segments. Needless to say, that as per new regulation of NCH, Yog department is an essential component of Homoeopathy colleges nationwide and the curriculum in each year of BHMS is mandatory, as well. An open ended inclusive, result oriented approach, with adequate cross referral and compounding of knowledge of Ayush systems has enables the development of HOMOEOPATHY WELLNESS CENTER in this magnitude.

10th April 2025

Time: 3:00 PM to 5:00 PM

Scientific Session II

Vulnerable groups & Ethics in homoeopathy research & practice

Chairperson:

- Dr. Nandini K. Kumar, Former Deputy Director General Senior Grade, ICMR

Co-chairperson:

- Dr. Amita Peters,Principal, Aarihant Homoeopathic Medical College and Research Institute, Gandhinagar
- Speakers:
- Dr. Sucheta BanerjeeKurundkar, Director Research, Kle Academy of Higher Education& Research (KAHER), Belgavi
- Dr. Savardekar Lalita S., Scientist F, ICMR
- Dr Bipin Jain, Principal of Dr. M.L. Dhawale Memorial Homoeopathic Institute (Palghar)
- Dr Sunil S Ramteke, Deputy Director General, CCRH
- Dr Pankaj Gupta, Assistant Director (Pharmacology), DDPCRIH Noida

Convener:

- Dr. Divya Taneja, Research Officer (H) Scientist-3, CCRH

Co-convener:

- Dr Jyoti, Research Officer (H), Scientist-1, DDPCRIH Noida

Rapporteur:

- Dr. Charu Popli, Senior Research Fellow (H), CCRH
- Sh. Sonu Kumar, Senior Research Fellow (IT), CCRH



DR. NANDINI K. KUMAR

FORMER DEPUTY DIRECTOR GENERAL SENIOR GRADE, ICMR

Dr. Nandini is an accomplished expert with 39 years of experience in traditional medicine research and 28 years in the field of Bioethics. She has played a pivotal role in developing ethical guidelines for key organizations such as ICMR, NACO, and Ayush. As a pioneer in promoting Bioethics education in India, Dr. Nandini has served as a faculty member for the Diploma and Masters in Bioethics programs. She is a national and international surveyor for Ethics Committees and a Steering Committee member of SIDCER-FERCAP. Throughout her career, she has been recognized with numerous accolades, including the Lifetime Achievement Award from ISCR and the Outstanding International Surveyor of Ethics Committee award. In 2024, Dr. Nandini was honored with the Vanita Ratna Award by the Kerala Government. She has contributed significantly to the fields of Bioethics and traditional medicine research as both a reviewer and author. Additionally, Dr. Nandini was a member of President Obama's Commission for the Study of Bioethical Issues. She also serves as a senior consultant for prominent organizations, including Niti Aayog, CDSCO, G20, BIS, WHO, NIH, and the EU, and is actively involved in Data Safety Monitoring Boards (DSMB) and Observational Safety Monitoring Boards (OSMB) at both national and international levels.



DR. AMITA PETERS

PRINCIPAL, AARIHANT HOMOEOPATHIC MEDICAL COLLEGE AND RESEARCH INSTITUTE, GANDHINAGAR

Dr. Amita Peters, MD (Hom.), is an esteemed and experienced medical professional, currently serving as the Principal of Aarihant Homoeopathic Medical College & Research Institute. With over thirty-two years of dedicated teaching experience in the field of Homoeopathic Materia Medica, Dr. Peters has made significant contributions to both education and clinical practice. Throughout her career, she has held various leadership roles, including Clinician and Examination In-charge, where her expertise has shaped the growth of numerous students and professionals in the field of homeopathy. Her deep knowledge and commitment to excellence have earned her a respected place in the homeopathic medical community.



DR. SUCHETA BANERJEE KURUNDKAR
DIRECTOR RESEARCH, KLE ACADEMY OF HIGHER EDUCATION& RESEARCH (KAHER), BELGAVI

Dr. Sucheta is a distinguished professional with 27 years of experience in biochemistry, clinical trials, and quality management. She holds a Ph.D. in Biochemistry from the University of Pune, an MBA in Total Quality Management from Sikkim Manipal University, and an MSc in Clinical Trials from University College London. Dr. Sucheta currently serves as the Director of Research at KLE Academy of Higher Education & Research (KAHER), India. Previously, she was the Former Director of Training and Principal Scientist II at Clinical Development Services Agency (CDSA) under the Translational Health Science & Technology Institute (THSTI), Government of India. She is an Honorary Senior Research Fellow at University College London and a member of the Clinical and Laboratory Standards Institute (CLSI), USA. Dr. Sucheta has received numerous awards, including The Roll of Honour 2024, The Change Maker Award 2024, the Quality Champion Award 2022, and the D.L. Shah Quality Award 2022. Additionally, she is a NABL Assessor, NABH Assessor, SIDCER-FERCAP Surveyor, and a WHO-GLP Trainer. Her recent publications include contributions to The American Journal of Medicine (Jan 2025) and The Lancet (Aug 2024, Nov 2024). She is also an Executive Member of the American Chemical Society – India Chapter and a Visiting Faculty at the Bureau of Indian Standards.

FROM ANECDOTE TO EVIDENCE: SETTING QUALITY BENCHMARKS IN HOMEOPATHY STUDIES

ABSTRACT

Homeopathy has long been analysed for its reliance on anecdotal evidence, necessitating a transition towards robust scientific validation. This presentation explores the need for establishing quality benchmarks in homeopathic research to enhance its credibility, reproducibility, and clinical applicability. Key methodological challenges, such as standardization of treatment protocols, blinding, placebo controls, and objective outcome assessments would be discussed. The role of evidence-based frameworks, including randomized controlled trials, pragmatic trials, and real-world evidence, is evaluated to determine their feasibility in homeopathic settings. Additionally, the integration of qualitative and quantitative methodologies, patient-centred outcomes, and validated assessment tools is emphasized to bridge the gap between traditional case-based practice and modern scientific rigor. By defining methodological standards, this paper aims to facilitate the generation of high-quality, reproducible evidence that strengthens homeopathy's position within integrative medicine.



DR. SAVARDEKAR LALITA S.
SCIENTIST F, INDIAN COUNCIL OF MEDICAL RESEARCH (ICMR)

Dr. Savardekar Lalita S. is a renowned expert in Bioethics with extensive experience in clinical research. She was awarded a prestigious six-month fellowship in "Bioethics and Ethics Committee Administration" in 2007, jointly conducted by the Western Institutional Review Board (USA), World Health Organization, Middleton Foundation for Ethical Studies, and National Institutes of Health, University of Washington. Dr. Savardekar has led impactful research across several areas. Her work on contraception includes emergency contraception, injectable contraceptives (DMPA, NET-En), and studies comparing IUDs like TCu 200 vs. TCu 2380A. She also conducted pharmacovigilance studies on copper-bearing intrauterine devices. Her research on medical abortion includes dose-finding studies sponsored by WHO. She has contributed significantly to menopause research, including the prevalence of symptoms, premature menopause, and bone health. In osteoporosis, her studies focus on diagnostic norms using DXA, prevalence rates, breastfeeding's impact on bone health, and the association with non-communicable diseases (NCDs) and drug utilization in the elderly. Dr. Savardekar is an active member of several ethic committees, including those at the Haffkine Institute, IIPS Institutional Review Board, and Tata Institute of Social Sciences, Mumbai. She was also the Member Secretary of the NIRRCH Ethics Committee for Clinical Studies and a former Board Member and Consultant at the WIRB. Her contributions have significantly advanced clinical research and bioethics.

ETHICAL PRINCIPLES AND ISSUES IN CONDUCTING A RESEARCH STUDY

ABSTRACT

Ethical considerations are fundamental to conducting research studies, ensuring integrity, credibility, and the protection of participants' rights. Key ethical principles include informed consent, confidentiality, beneficence, and justice, which safeguard both researchers and subjects. Addressing ethical issues such as data manipulation, plagiarism, and conflicts of interest is crucial for maintaining research validity. Understanding the ethical framework of research studies helps students appreciate the importance of responsible scientific inquiry, reinforcing trust in research outcomes and fostering ethical decision-making in their academic and professional careers.



DR BIPIN JAIN

PRINCIPAL OF DR. M.L. DHAWALE MEMORIAL HOMOEOPATHIC INSTITUTE (PALGHAR)

Dr. Bipin is a seasoned professional with over 30 years of experience in Homoeopathic practice and education. He completed his BHMS in 1989, MD (Hom.) in 2005 from Mumbai University, and an MBA in Education Management from Allagappa University. He has been a dedicated teacher for 29 years, with 9 years in UG teaching and 20 years in PG teaching. Currently, Dr. Bipin serves as the Principal of Dr. M.L. Dhawale Memorial Homoeopathic Institute (Palghar), Director of Academic Services at MLD Memorial Group, and a Professor and Research Guide in Materia Medica at the institute and MUHS, Nashik. He is an active member of the Research Committee at MLDMHI and has contributed to various committees such as the CBDC PG core committee and HEB-NCH in Delhi. Dr. Bipin is also a Resource Faculty for Research and Educational Technology Workshops by MUHS and CCH India. His research focuses on clinical aspects of Homoeopathy, including Tuberculosis, Anaemia, COPD, and Paediatrics, as well as drug proving, notably evolving a conceptual image of Calcarea flour. He has authored several books, including “Staphysagria – The Wounded Hero” (2009) and “Aerogram va Samachikitsa Shastra” (Marathi), and published 29 research papers in clinical, fundamental, and educational research. Dr. Bipin is also a recognized examiner and workshop trainer in Homoeopathic education.

ROLE OF HOMOEOPATHY IN NEONATAL INTENSIVE CARE UNIT

ABSTRACT

Objective: Practice of Neonatology is a challenging field and more so in cases of intensive care. There are a variety of cases that need intensive care and many of them eventually have complications, irreversible sequalae and a protracted outcome. It may lead to irreversible changes, permanent handicaps and may impact future quality of life. We have seen cases of Birth asphyxia with Hypoxic-ischemic encephalopathy, prematurity and its handicaps, low birth weight, neonatal septicemia respiratory distress syndrome, apnea of prematurity, neonatal hyperbilirubinemia, neonatal seizures, meconium aspiration syndrome and congenital infections. Homoeopathy with its individualistic approach can offer to support the ailing susceptibility which express itself in a Subtle way where even the mothers' disposition and predisposition plays a vital role in further progress and recovery. It is observed that in cases where standard line of treatment had shown limited prognosis or slow recovery or limited functional and structural recovery the timely Homoeopathic intervention not only helps in speedy recovery but also better functional output as per the time and state of the pathology.

Methodology: At Dr M L Dhawale Memorial Homoeopathic institute, we have fully functional NICU and the PG students to monitor cases round the clock. The NICU unit with round the clock monitoring of the neonates helps in close monitoring of functioning of the neonate. Observations of the neonate aids the formulation of the totality. A comprehensive problem definition with symptomatic – Clinico-pathological – miasmatic correlations with evolution helps in devising the homeopathic management. The management includes consideration of the mother-neonate as a unit with case definition of the mother. The understanding of susceptibility of mother and the neonate, the changes in the neonate's susceptibility with onslaught at the time of birth and its expressions helps in reaching the simillimum. With acute expressions coming up, an acute/ phasic remedy is selected. Mother's constitutional remedy is given to complete the course of cure after the acute or if the susceptibility demands a deep acting force. The Boger's approach has been useful in such cases. Knowledge of relationship of remedies and differential Materia medica has proved to be beneficial. Wherever the indication of intercurrent were there they brought about faster and better recovery.

Outcome: The simillimum with total similarity at cause, evolution, expressions, state and stage of disease, pathogenesis and tissue affinity helps in restoring the susceptibility. Homoeopathy halts the further progress of disease, improves the functioning and vitality and prevents complications. It reduces the morbidity and mortality. Add-on Homoeopathy has not only helped in saving time, resources but better recovery and hence quality of life.



DR SUNIL S RAMTEKE
DEPUTY DIRECTOR GENERAL, CENTRAL COUNCIL FOR RESEARCH IN HOMOEOPATHY (CCRH)

Dr. Sunil S. Ramteke, MD (Hom.), is currently working as the Deputy Director General in the Central Council for Research in Homoeopathy. He joined the Council in 1994 and has 30 years of vast clinical and research experience. His core areas of interest are clinical research and clinical verification. He has undertaken clinical studies on paediatric conditions like adeno-tonsillar hypertrophy, acute otitis media; acute rhinitis, acute tracheobronchitis, chronic sinusitis under respiratory disorders, arthritis, skin disorders, worm infestations etc. He has numerous research publications to his credit and have presented research papers at various national and international conferences. During this vast service period, he worked as Officer In-charge, CRU (T), Bharmour, CVU(H), Vrindavan; RRI (H), Shimla; DACRRI(H), Kolkata and DDPRCRI(H), Noida. He was also nominated for the WHO fellowship in India by CCRH and has obtained Diploma in Health Promotion from National Institute of Health & Family Welfare, New Delhi. He worked as the member of the Board of Studies, Kumaun University, Uttarakhand. Currently, he is Chief Vigilance Officer of CCRH and Morarji Desai National Institute of Yoga; the Member Secretary of the Central Ethics Committee of CCRH; Chairman of the Institutional Animal Ethics Committee, DDPRCRI(H), Noida and member of many research committees in the Council. He has a contributory role in maintaining the order of the activities of the Headquarters of CCRH as Head of the office. He serves as a great inspiration for staff to follow the works of the Council diligently.

BIOETHICS IN HOMOEOPATHY

ABSTRACT

Bioethics in homoeopathy ensures ethical practices in patient care, research, and clinical applications. It emphasizes principles like informed consent, patient autonomy, and non-maleficence while maintaining transparency in treatment efficacy. Integrating bioethical principles strengthens trust, safeguards patient rights, and promotes responsible homoeopathic practice in healthcare.



DR PANKAJ GUPTA,

ASSISTANT DIRECTOR (PHARMACOLOGY), DDPCRIH NOIDA

Dr. Pankaj Gupta has been working with Dr. DP Rastogi CRIH, Noida as Assistant Director (Pharmacology) since 2017. He joined Dr DP Rastogi CRIH as Research officer (Pharmacology) in Dec.,2011. Before beginning his professional career, he completed his Bachelor of Pharmacy (B. Pharma) in April 2001 from B. N. College of Pharmacy, Udaipur (Rajasthan University) and later Master of Pharmacy (M. Pharma) in July 2004 with Pharmacology as major subject from Poona College of pharmacy, Pune (Maharashtra). He also completed Ph.D (Pharmacology) from Banasthali Vidyapith University in July 2017. Prior joining the institute, he had an extensive preclinical research experience in different pharmaceutical industries. He worked as Senior research scientist with leading pharmaceutical groups in India such as Ranbaxy research laboratory, Gurgaon; Sun pharmaceutical advance research centre, Baroda; Suven biological sciences, Hyderabad and Cadila Healthcare group. He has more than 20 years of preclinical research experience and he authors more than 30 national and international scientific publications. He has also presented scientific posters and presentations in several conferences organized in India and abroad. He has guided many 4 PhD students as co guide. In 2018 he has also been appointed as Coordinator for the Pharmacovigilance programme run by Ministry of Ayush in the peripheral pharmacovigilance centre: Dr. D.P Rastogi Central Research Institute for Homoeopathy, Noida. Presently he is leading the Drug standardisation department of the Noida unit.

STANDARDIZATION AND THERAPEUTIC EVALUATION OF A HOMEOPATHIC FORMULATION FOR SYSTEMIC CANDIDIASIS: AN IN VITRO, IN VIVO, AND IN SILICO STUDY

Pankaj Gupta[a],*, Raj Kumar Regar[a], Mahima Sharma[a], Sangita Behera[a], Roshan Lal[a], Suneel Prajapati[a], Arun Kumar[a], Godlaveti Vijay Narasimha Kumar[b], Vara Prasad Saka[b], Anurag Agarwal[c], Digvijay Verma[d], Subhash Kaushik[d].

[a]Department of Pharmacology, Drug Standardization, Dr. D.P. Rastogi, Central Council for Research in Homoeopathy (DDPR-CRIH), Noida, Uttar Pradesh, India, [b]Department of Pharmacology, Drug Standardization, Dr Anjali Chatterji Regional Research Institute for Homoeopathy, Kolkata, West Bengal, India. [c]Department of Pharmacology, Ram-Eesh Institute of Vocational and Technical Education, Greater Noida, Uttar Pradesh, India. [d]Central Council for Research in Homoeopathy, Janakpuri, New Delhi

ABSTRACT

Terminalia chebula (TC), a traditional medicinal plant, was investigated for its therapeutic potential against oxidative stress and systemic candidiasis using in vitro, in vivo, and in silico methods. In vitro assays measured total phenolic content, antioxidant activity (DPPH and ABTS), and antifungal efficacy by determining the minimum inhibitory volume (MIV) via broth microdilution. Systemic candidiasis was induced in immunocompromised rats with cyclophosphamide and Candida albicans. TC treatment effects on survival, hematology, oxidative stress, and kidney histopathology were evaluated. Phytochemical profiling via LCMS/MS and molecular docking (Schrodinger Suite 2022-4) elucidated interactions between key TC phytochemicals and fungal targets. To our knowledge, this is one of the first studies of TC homeopathic formulations against systemic candidiasis. The TC mother tincture exhibited phenolic content and antioxidant activity; a 20 µL volume inhibited Candida growth in vitro. In vivo, TC-treated rats exhibited improved survival and reduced kidney fungal load and damage, supporting clinical investigation.

10th APRIL

SEMINAR HALL- 2A (GF)

10th April 2025

Time:12:00 PM to 2:00 PM

Scientific Session I
Literary Research

Chairperson:

- Dr. M.P. Arya, Former Chairperson, Scientific Advisory Board (SAB), CCRH

Co-chairperson:

- Dr. Maneesha Vivek Solanki, Chairperson, SCLR; Principal, P.G. Director, Professor, and Head of the Practice of Medicine Department at D.S. Homoeopathic Medical College, Pune, Maharashtra
- Dr. Rajat Chattopadhyay, Principal and Administrator of The Calcutta Homoeopathic Medical College & Hospital

Speakers:

- Dr. Chetna Deep Lamba, Research Officer (H)/ Scientist-4, CCRH (HQ.)
- Dr. Gurudev Choubey, Research Officer (H)/ Scientist-4, DACRRIH, Kolkata
- Dr. Nidhi Mahajan, Research Officer (H)/Scientist-2, CRI(H), Jaipur
- Dr. Hima Bindu, Research Officer (H)/Scientist-4, RRI(H), Hyderabad
- Dr. Bibaswan Biswas, Research Officer (Chem.), DACRRIH, Kolkata

Convenor:

- Dr. Chetna Deep Lamba, Research Officer (H)/Scientist-4, CCRH

Co-convenor:

- Dr. Ashwani Kumar, Research Officer (H)/Scientist-1, CCRH

Rapporteur:

- Dr. Abhineet Sethi, Senior Research Fellow(H), CCRH



DR. M.P. ARYA

FORMER CHAIRPERSON, SCIENTIFIC ADVISORY BOARD (SAB), CCRH

Dr. Mahendra Pal Arya, born on July 20, 1938, in Gwalior, Madhya Pradesh, is a distinguished homoeopath with a career spanning decade. He holds an M.D. in Homoeopathic Repertory from Rajasthan University (1994) and an M.B.S. from the Council of Homoeopathic Medicine, West Bengal (1974). He also earned a B.Sc. (Hons.) in Anatomy & Embryology from the University of Bombay. Dr. Arya practices as a Senior Consulting Homoeopath in Pune and serves as a Professor Emeritus at M.P.K. Homoeopathic Medical College, Jaipur. He has contributed to homoeopathic education, research, and policy through leadership roles, including as Principal at D.S. Homoeopathic Medical College, Pune, and as a member of the Central Council of Homoeopathy's Executive and Education Committees. He has also been a Visiting Professor at several universities. A renowned researcher, Dr. Arya has published studies on treatments for ischemic heart disease, asthma, thyroid disorders, and renal ailments. His books include Clinical Methods for Homoeopathic Students and A Study of Hahnemann's Organon. He has received numerous honors, including the Lifetime Service Award from the Asian International League of Homoeopathy, and recognition from the CCRH and Ayush, cementing his legacy as a pioneer in the field of homoeopathy.



DR. MANEESHA VIVEK SOLANKI

CHAIRPERSON, SCLR; PRINCIPAL, P.G. DIRECTOR, PROFESSOR, AND HEAD OF THE PRACTICE OF MEDICINE DEPARTMENT AT D.S. HOMOEOPATHIC MEDICAL COLLEGE, PUNE, MAHARASHTRA

Dr. Maneesha Solanki is a distinguished homoeopathic physician and educator, currently serving as the Principal, P.G. Director, Professor, and Head of the Practice of Medicine Department at D.S. Homoeopathic Medical College, Pune, Maharashtra. She also holds the position of Medical Superintendent at the NMRM Homoeopathic Hospital, Pune. Dr. Solanki graduated with a BHMS from Pune University in 1988 and earned a postgraduate qualification in Homoeopathy from Rajasthan University, Jaipur, in 2006. A visiting consultant at multiple institutions, including Deenanath Mangeshkar Hospital and Prakruti Wellness Centre, she has received several accolades, including the Best Teacher Award at D.S. Homoeopathic Medical College (2006, 2007) and the Best Teacher Award from Maharashtra University of Health Sciences (2010). Dr. Solanki is an active member of various academic boards, including the Senate and Research Board of MUHS, Nashik, and serves as Chairperson for the Special Committee for Literary Research at CCRH, New Delhi. She has contributed extensively to homoeopathic education and research, with over 25 publications and two books recognized as reference texts by MUHS and Pune University. A sought-after resource person for national and international conferences, she also mentors both undergraduate and postgraduate students. Dr. Solanki is committed to promoting homoeopathy through community outreach programs and public health articles.



DR. RAJAT CHATTOPADHYAY

PRINCIPAL AND ADMINISTRATOR OF THE CALCUTTA HOMOEOPATHIC MEDICAL COLLEGE & HOSPITAL

Prof. Dr. Rajat Chattopadhyay is a leading academician and homoeopath with over 30 years of professional experience. Currently, he serves as the Principal and Administrator of The Calcutta Homoeopathic Medical College & Hospital, one of the oldest homoeopathic institutions in the world. A popular teacher known for his oratory skills, he graduated with a BHMS from Mahesh Bhattacharyya Homoeopathic Medical College and earned an MD in Organon of Medicine from the National Institute of Homoeopathy, Salt Lake. Dr. Chattopadhyay also holds a PhD in Homoeopathy from the West Bengal University of Health Sciences and an MBA in Health Care Management. He has presented over 100 scientific papers at national conferences and authored three books, including A Complete Book on Cardiovascular System for Homoeopaths, which is highly regarded in the field. Dr. Chattopadhyay has published more than 20 research papers in peer-reviewed journals. He has served in various important roles, including OIC (Homoeopathy) for West Bengal University of Health Sciences and as a member of the Literature Committee of the CCRH, Government of India. Dr. Chattopadhyay has been instrumental in introducing the homoeopathic drug ‘Strychnous Potatorum’ and has been a resource person for national and international conferences. He is dedicated to advancing homoeopathy through education, practice, and research and has received several awards for his contributions to the field.



DR. CHETNA DEEP LAMBA
RESEARCH OFFICER (H)/SCIENTIST-4, CCRH

Dr. Chetna Deep Lamba is a Research Officer (Homoeopathy) and Scientist-4 at the Central Council for Research in Homoeopathy (CCRH) under the Ministry of Ayush since 2009. Currently, she serves as the Officer In-charge at the Homoeopathic Treatment Centre (HTC), Safdarjung Hospital, New Delhi. Dr. Lamba holds a BHMS from Nehru Homeopathic Medical College, New Delhi, an MD in Organon of Medicine from Dr. M.P.K. Homoeopathic Medical College, Jaipur, and a Ph.D. from Homoeopathy University, Jaipur, with a thesis on validating the causal relationship of homeopathic interventions. Dr. Lamba has made significant contributions to clinical research, public health, and medical writing. She developed and coordinated several programs, including the STSH program and the Integrated NPCDCS Programme. With over 20 research papers and contributions to 15 books, she has been a key figure in advancing homeopathic research. Dr. Lamba was awarded the Young Scientist Award at the National Homoeopathic Conference in 2015 and has presented her work at national and international forums. She is also a NABH Principal Assessor for Ayush hospitals and played a pivotal role in quality initiatives such as ISO and NABH certifications for CCRH. Additionally, Dr. Lamba served as Executive Editor of the Indian Journal of Research in Homoeopathy from 2022–2023, further cementing her influence in the field of homeopathy.

LITERARY RESEARCH - AN INTRODUCTION & SCOPE

ABSTRACT

Literary research is a systematic and scholarly investigation of written works, historical texts, and theoretical concepts to analyze, interpret, and expand knowledge within a particular field. Despite significant contributions in drug proving and clinical verification, homoeopathy faces skepticism due to a lack of mechanistic explanations for its core concepts, such as vital force, potentization, and miasms. This communication barrier with the scientific community stems from differences in terminology and the need for contemporary reinterpretation.

Recognizing this challenge, the Central Council for Research in Homoeopathy (CCRH) has reintegrated Literary Research as a key focus area. The initiative aims to update homoeopathic literature using insights from allied sciences—including physiology, biochemistry, neurophysiology, and quantum physics—while preserving the essence of homoeopathic philosophy. Key objectives include reinterpretation of Materia Medica and Organon of Medicine, historical studies, translation of regional and foreign texts, preservation of original works, and modernization of repertories involving:

1. Critical Analysis of Classical Texts – Studying foundational works like Organon of Medicine and Materia Medica to extract deeper meanings and contextual relevance.
2. Reinterpretation & Modernization – Updating traditional concepts using insights from modern sciences (e.g., biochemistry, neurophysiology, quantum physics) to enhance scientific acceptance.
3. Historical & Comparative Studies – Examining the evolution of homoeopathy across different time periods, regions, and cultures.
4. Translation & Preservation – Converting rare or regional homoeopathic literature into accessible languages and safeguarding original manuscripts.
5. Validation of Principles – Developing evidence-based explanations for core tenets like potentization, miasms, and vital force etc.
6. Digital & Repertory Updates – Creating e-books, revised repertories, and digital archives for better accessibility.
7. By integrating literary research with experimental and clinical studies, homoeopathy can strengthen its theoretical foundation and foster interdisciplinary collaboration.



DR. GURUDEV CHOUBEY

RESEARCH OFFICER (H)/ SCIENTIST-4, DACRRIH, KOLKATA

Dr. Gurudev Choubey is a distinguished Homeopathic Researcher serving as Research Officer (Homeopathy), Scientist-4 at Dr. Anjali Chatterji Regional Research Institute for Homeopathy (DACRRIH), Kolkata, under the Central Council for Research in Homoeopathy (CCRH), Ministry of Ayush, Government of India. He completed his PhD in Homeopathy from Tantia University, Rajasthan, specializing in a Double-blind randomized placebo-controlled trial of individualized homeopathic medicines in Functional Dyspepsia. Before joining the CCRH, he has served as a Lecturer in several Homeopathic Medical Colleges and has been at the position of Senior Registrar at Nehru Homeopathic Medical College and Hospital, New Delhi. Dr. Choubey is actively involved in multidisciplinary homeopathic research at national and international levels and his expertise contributes to numerous ongoing research projects along with multiple research papers published in reputed peer-reviewed journals.

A LITERATURE REVIEW IN ANIMAL EXPERIMENTATION AND PERTINENCE IN THE STUDY OF HOMOEOPATHIC DRUGS IN MATERIA MEDICA

ABSTRACT

Background: Animal proving and experimentation have significantly influenced the development of homeopathic remedies, despite initial opposition from Dr. Samuel Hahnemann. While he primarily emphasized human pathogenetic trials, Hahnemann acknowledged exceptions in Materia Medica Pura and later supported the concept in his Leipzig lectures. Historical figures such as Boenninghausen, J.H. Clarke, E.M. Hale, and T.F. Allen played a crucial role in incorporating animal proving into homeopathy. Notable contributions include Boenninghausen's animal studies (1843–1863) and E. Curie's experiments on Drosera in feline tuberculosis.

Objective: This review aims to investigate how animal proving and experimentation have directly and indirectly enriched homeopathic Materia Medica through a systematic evaluation of standard homeopathic literature. It also explores the benefits and limitations of animal proving in homeopathy to assess its relevance in modern research.

Methods: A systematic literature review was conducted using databases such as PubMed, CINAHL, AMED, PsycINFO, IndMed, and Scopus, along with classical homeopathic texts and journals. The study included research on animal proving, homeopathic pathogenetic trials, drug pathogenesis, and experimental validation of homeopathic principles. Grey literature and bibliographic hand-searching were also incorporated.

Results: Historical Contributions: A Cyclopedia of Drug Pathogenesy by Richard Hughes and J.P. Dake validated drug effects in both animal and human models. Drug Pathogenesis: Animal proving revealed comparable effects to human proving while also identifying unique symptoms. Scientific Justification: Experiments supported homeopathic principles such as dilution, dynamization, and drug efficacy in treating infectious and non-infectious diseases. Ethical Considerations & Alternatives: Computational, biochemical, and cell-based models may complement or replace traditional animal proving. Therapeutic Applications: Combining animal and human proving enhances the understanding of homeopathic drug mechanisms.

Conclusion: This review underscores the significant contributions of animal proving to homeopathic Materia Medica, reinforcing its role in drug validation and therapeutic advancements. While ethical concerns persist, alternative models offer a promising future for ethical and scientifically rigorous homeopathic research.



DR. NIDHI MAHAJAN
RESEARCH OFFICER (H)/SCIENTIST-2, CRIH, JAIPUR

Dr. Nidhi Mahajan is a distinguished Research Officer (H), Scientist-2 at the Central Research Institute for Homoeopathy (CRIH), Jaipur, under the Central Council for Research in Homoeopathy (CCRH), since 2016. Under her leadership, CRI Jaipur became the first CCRH institute to receive the NABH Ayush Entry Level Certification in May 2023 and the NABL Entry Level Certification for Clinical Laboratory in February 2025. With over 20 years of experience, Dr. Mahajan has excelled as a clinician, educator, and researcher. She completed her B.H.M.S. from Nehru Homoeopathic Medical College, M.D. in Organon of Medicine from Dr. M.P.K. Homoeopathic Medical College, Jaipur, and a Ph.D. from Homoeopathy University, Jaipur. Her thesis focused on "Exploratory study to identify and categorise the symptoms of polychrest homoeopathic medicines as per DSM-V criteria for Personality Disorders." Dr. Mahajan has served as Assistant Professor at M.N. Homoeopathic Medical College, Bikaner, and Senior Resident at B.R. Sur Homeopathic Medical College, New Delhi. She is a NABH Assessor, has led drug proving programs, public health campaigns, and training initiatives. She has been the Ex-Editor of Homoeopathica Information Bulletin and a reviewer for the Journal of Classical Homoeopathy. A resource person at national and international conferences, she also co-guides Ph.D. scholars, advancing homoeopathic research and academia.

EXPLORATORY STUDY TO IDENTIFY AND CATEGORISE THE SYMPTOMS OF POLYCHREST HOMOEOPATHIC MEDICINES AS PER THE DSM-5 CRITERIA FOR PERSONALITY DISORDERS

Mahajan N[1], Gupta VK[2]

[1] Research Officer (H)/ Scientist-2, Central Research Institute of Homoeopathy, Jaipur, under CCRH, New Delhi, India; [2] Ex Chairman, Scientific Advisory Board, Central Council for Research in Homoeopathy, New Delhi, India

ABSTRACT

Introduction: A Personality Disorder (PD) is an enduring pattern of inner experience and behavior that deviates markedly from the expectations of the individual's culture, is pervasive and inflexible, has an onset in adolescence or early adulthood, is stable over time, and leads to distress or impairment. The Polychrest homoeopathic medicines having numerous symptoms of mind may have its application in treatment of PDs, hence, this study was undertaken.

Aim: To identify Polychrest Homoeopathic Medicines from Hering's Guiding Symptoms as per the Diagnostic and Statistics Manual (DSM) -5 criteria for clusters of PDs.

Methods: Medicines were shortlisted from Kent's Repertory of the Homoeopathic Materia Medica by repertorizing the general rubrics (192) having 10 or more medicines from the chapter 'MIND' and the top 20 medicines were chosen. The symptoms of mind of these medicines from Hering's Guiding Symptoms were identified and categorized under the PDs as per DSM-5 criteria. The symptoms identified were verified by the supervisor and confirmed by a psychologist and psychiatrist.

Results: A group of medicines was identified for the clusters of Personality Disorders - Cluster A: Paranoid and Schizoid PD was predominantly covered by Lachesis, Hyoscyamus, Aurum metallicum, Aconitum napellus and Causticum. None of the medicines covered Schizotypal PD. Cluster B: Antisocial PD was covered predominantly by Nux Vomica, Arsenicum Album, Hyoscyamus, Lachesis and Calcarea carb. Stramonium, Veratrum album, Lycopodium and Sulphur covered borderline, histrionic and narcissistic PD's. Arsenicum album and Belladonna covered borderline and histrionic PDs whereas Phosphorus and Platina covered histrionic and narcissistic PDs. Cluster C: Aconitum napellus, Aurum metallicum weakly covered Avoidant PD and none of the medicines covered Dependent and Obsessive-Compulsive PDs.

Conclusion: The symptoms of mind in these medicines were identified and categorized as per the DSM-5 criteria for clusters of Personality Disorders. This exploratory study opens the new vista for further research on PDs regarding categorization of symptoms of other polychrest medicines as per the DSM-5 criteria which shall help in finding similitude and reach similimum by further individualization in these cases. Subsequently, clinical verification and clinical research should be undertaken on PDs.



DR. HIMA BINDU
RESEARCH OFFICER (H)/ SCIENTIST-4, RRIH, HYDERABAD

Dr. Hima Bindu Ponnam is an accomplished homoeopathic physician and clinical researcher with over two decades of experience in integrative medicine. As a Scientist-4 at the Central Council for Research in Homoeopathy (CCRH), Ministry of Ayush, she leads groundbreaking studies on lifestyle disease management and public health interventions. Dr. Ponnam holds a PhD in Homoeopathy from Homoeopathy University, Jaipur, complemented by an MD in Materia Medica and postgraduate qualifications in Psychology and Health Management. Her distinguished career includes pioneering research on COVID-19 prophylaxis using Arsenicum album 30C, innovative clinical trials for diabetic foot ulcers, and significant contributions to women's health through studies on PCOS and uterine disorders. Recognized with multiple Young Scientist Awards from CCRH and IIHP, she has authored 29+ peer-reviewed publications in prestigious journals and serves as a reviewer for Ayush treatment guidelines. Dr. Ponnam's expertise spans clinical trial design, systematic reviews, and telemedicine applications, with current focus on developing evidence-based protocols for post-pandemic healthcare challenges. Her work continues to bridge traditional homoeopathic practice with contemporary medical research methodologies.

EXPLORING THE ANALOGOUSNESS OF POST-TRAUMATIC STRESS DISORDER FROM DSM-5 TO THE SOURCE BOOKS OF HOMOEOPATHY: A DESCRIPTIVE CORRELATIONAL STUDY

Hima Bindu Ponnam[1], Madhavi Botla[2], Sonia Tuteja[3], Prashanth Tamboli[4], Devangini Broker[4],

1-Regional Research Institute of Homoeopathy, Hyderabad, Telangana, India; 2-Sparc Child Development Centre, Hyderabad, India; 3-Homoeopathy University, Jaipur, Rajasthan, India; 4-M L Dhawle Homoeopathic Medical College and Research centre, Palghar, Maharashtra, India

ABSTRACT

Background & Objectives: Despite all controversies, the Homoeopathic system of medicine stands firm on the principle of 'Similia Similibus Curentur' envisaged by Dr Hahnemann. To make the voluminous homeopathic literature meaningful to the present-day context, it is very essential to prove its relevance and testify validity in the current times to reach a scientific standard at par with modern medical advancements. Considering the growing emphasis on mental well-being and rising prevalence, Post-Traumatic Stress Disorder (PTSD) was taken to evaluate the analogousness of the criteria laid in the Diagnostic and Statistical Manual of Mental Disorders, Fifth Edition (DSM-5) to the symptomatology of indicated medicines from the source books of Homoeopathy.

Methods: This is an exploratory correlational study where initially, PTSD symptom criteria were sorted from the DSM-5, and the relevant rubrics were identified from Kent Homoeopathic Repertory. The identified rubrics were repertorized, and medicines covering at least fifty percent of the rubrics were enlisted. These medicines were further evaluated for their analogousness from the source books of Homoeopathy to PTSD criteria of DSM-5 by calculating inter-rater percentage agreement and weighted kappa (K_w) values. A K_w > 0.4 with $p<0.05$ indicating significant agreement between raters taken to ascertain valid analogousness. Each criterion was assessed by two raters.

Results: The medicines covering fifty percent of the relevant rubrics were found to be thirty. After critical evaluation, these medicines were found to possess a statistically significant level of analogousness ($K_w > 0.40$; $P<0.05$) to the PTSD symptom criteria of DSM-5.

Conclusion: The homeopathic medicines arrived from this study showed statistically significant analogousness on par to the modern medical texts (DSM-5) for PTSD depicting the meticulous nature of the human experiments conducted by our Master Hahnemann and his followers affirming that the system of medicine is ahead of its time and holds good to any point of time.



DR. BIBASWAN BISWAS

RESEARCH OFFICER (CHEMISTRY) , DACRRIH, KOLKATA

Dr. Bibaswan Biswas is a Research Officer (Chemistry) at the Central Council for Research in Homoeopathy (CCRH), Ministry of Ayush, Government of India. He holds a PhD in Chemistry from Texas A&M University (2015), where he worked under Dr. Daniel A. Singleton and received the prestigious F.A. Cotton Memorial Travel Award. Following his PhD, he conducted postdoctoral research at the University of Delaware under a NIH-funded project. With expertise in analytical chemistry and standardization of homoeopathic medicines, Dr. Biswas specializes in advanced techniques including NMR spectroscopy, HPLC/MS-MS, HPTLC, and GC/MS-MS. His research focuses on physicochemical characterization of homoeopathic drugs, molecular docking studies, and quality control protocols. He has published over 14 research papers in peer-reviewed journals, including notable publications in the Journal of the American Chemical Society and Indian Journal of Research in Homoeopathy. Prior to joining CCRH in 2017, Dr. Biswas served as a DS Kothari Postdoctoral Fellow at the University of Calcutta. He earned his M.Sc. (2008) and B.Sc. (2006) in Chemistry from the University of Calcutta, where he ranked among the top students in national examinations including GATE (99.54 percentile) and IIT-JAM. Dr. Biswas's current work at CCRH involves developing scientific standardization methods for homoeopathic drugs, contributing to evidence-based research in complementary medicine. His academic honors include departmental fellowships and competitive research awards recognizing his contributions to chemical research and homoeopathic drug standardization.

UNVEILING THE CHEMICAL RATIONALE OF HOMEOPATHIC MEDICINES: INSIGHTS FROM MODERN BIOMEDICAL RESEARCH

Dr. Bibaswan Biswas[1], Dr. Partha Pratim Pal[1], Satyajit Maity[1]

1. Dr. Anjali Chatterjee Regional Research Institute (H)

ABSTRACT

Medicinal plants have served as the principal source of the homoeopathic medicines. Alike homoeopathic system modern biomedical research religiously explores the biological activities and bioactive chemical constituents of the medicinal plants. Considering these recent effort by modern biomedical research we seek to correlate and compare the homoeopathic clinical use and findings of the modern biomedical research. This will not only rationalize the homoeopathic use of those medicinal plants but also can explore in future the new avenue in the modern biomedical research of drug discovery and design based on the age-old homoeopathic literature. The selected homoeopathic drugs are Belladonna (from Atropa belladonna), Justicia adhatoda, Opium (Papaver somniferum), and Calendula officinalis. Literature studies have shows that present-day biomedical research found that the bioactive chemicals present in Atropa belladonna exhibit anticholinergic, bronchodilatory, and anti-inflammatory effects at lower doses, thereby supporting the century old homeopathic clinical applications of Belladonna. The use of Justicia adhatoda as a cough remedy based on their chemical constituents vasicine and vasicinone, P. somniferum contains morphine, codeine, noscapine, and papaverine, underpinning its homeopathic role in pain relief, sedation, and respiratory conditions; contemporary medicine confirms its analgesic, anticancer, and neuroprotective effects. Similarly, Calendula officinalis' wound healing activities are now chemically validated by the presence of rutin and other quercetin based glycosides. Overall, this literature study focuses on comparing the field of action of the same drug in homeopathy and present-day biomedical research, highlighting the similar biological and therapeutic effects in both systems.

10th April 2025

Seminar Hall 2A (GF)

Time - 3:00 PM to 5:00 PM

Scientific Session II

Panel discussion:

Symptoms to Solution with New Drugs: The Proving and Clinical Insights for Cassia Sophera and Phyllanthus Niruri

Panellists:

- Dr. Shashi Kant Tiwari, Former Principal, Fr Muller Homoeopathic Medical College & Hospital
- Dr. Samir Kumar Bhattacharyya, Former Associate Professor & HOD, in the Dept. of Materia Medica in National Institute of Homoeopathy, Former Director, NIH
- Dr. Leena Dighe, Director, Dr. V.H. Dave Homeopathic Medical College, Amul Dairy Road, Anand, Gujarat.
- Dr. Pralay Sharma, Director I/C of the National Institute of Homoeopathy (NIH) in Kolkata & Narela

Moderator:

- Dr. Pritha Mehra, Research Officer (H)/Scientist-3, CCRH HQRS, New Delhi

Co-moderator:

- Dr. Amulya Ratna Sahoo, Research Officer (H)/Scientist-4, CCRH

Rapporteur

- Dr. Priyanka Ghosh, Senior Research Fellow(H), CCRH
- Dr. Devika Chaturvedi, Senior Research Fellow(H), CCRH

SESSION SUMMARY

SYMPTOMS TO SOLUTION WITH NEW DRUGS: THE PROVING AND CLINICAL INSIGHTS FOR CASSIA SOPHERA AND PHYLLANTHUS NIRURI

The Homoeopathy system of medicine holds immense promise, with an extensive repertoire of remedies derived from thousands of natural substances, each possessing the remarkable ability to address an array of ailments. Homoeopathy stands out for its unique approach, treating not just the symptoms but targeting the very root cause of diseases, striving for permanent healing rather than temporary relief. With its individualized methodology, it offers an endless horizon of possibilities for the treatment of diverse health conditions. However, as the world of modern science continuously evolves, several pertinent questions emerge, shedding light on the complexities of homeopathy and its future:

- Is there a need for new medicines? While Homoeopathy boasts an impressive arsenal of remedies, the changing landscape of health—marked by the rise of new lifestyle-related disorders, and environmental stressors— necessitates the discovery of novel remedies; adapting homoeopathic principles to address conditions that were unknown in earlier times, ensuring the system remains as relevant and effective as ever.
- Are available medicines procured from authentic sources? Authenticity is a cornerstone of medical science credibility. With the growing demand, it is imperative to ensure that remedies are sourced from reputable, well-regulated sources. The quality and integrity of homoeopathic medicines hinge on the accurate sourcing and preparation of medicines from raw materials, plants, minerals, and animals. The veracity of these sources guarantees both safety and efficacy in treatment.
- Will these medicines remain effective in treating emerging symptoms or syndromes? The dynamic nature of disease patterns calls for continuous research and adaptation. Homoeopathy's strength lies in its holistic approach—one that considers the entire person, not just the disease. Even with the advent of new diseases and symptoms, homoeopathy's focus on the individual and the underlying causes of illness allows it to offer effective treatments, provided that remedies are tailored to modern health challenges.
- For how long can we rely on back potencies of medicines whose original source is no longer available? The concept of using back potencies—remedies prepared from old stocks of substances whose original source no longer exists—raises valid concerns. While these potencies may still have some therapeutic effect, their efficacy diminishes over time. If an original source becomes extinct, new innovative approaches will be needed to either recreate the remedy or discover alternative substances that mirror the healing properties of the original.

These are a few questions that arise in the minds of clinicians and aspiring physicians.

We all are comfortable in prescribing the well-known polycrest drugs. However, we need to step out of our comfort zones and explore the diverse flora and fauna that nature offers as potential remedies. The indigenous medicinal plants serve as a remarkable blessing, and to comprehend the therapeutic potential of these drugs in Indian subcontinent, the Homoeopathic Research Committee was established to promote organized research in Homoeopathy, identifying Drug Proving as a key area. The Central Council for Research in Homoeopathy (CCRH) has undertaken

the study of more than 20 new drugs substances and conducted homoeopathic pathogenetic trials after ensuring that these substances undergo comprehensive quality assessments, adhering to meticulous standardization process. Experiments of drugs on healthy human beings (Drug Provings), is a unique contribution of Homœopathy to the science of pharmacology and has helped to accurately assess the capacity of drugs to alter the state of health. Such experiments help in eliciting the finer symptoms of the drug as compared to the gross toxicological symptoms evident from animal studies. The process of drug proving research trial has evolved over time and at present the Council is following a generic protocol which has taken into consideration the guidelines provided by international homoeopathic organizations like LMHI, ECH and HPCUS. Though the data of numerous drugs have been documented and disseminated in various prestigious publications of the Council, it was deemed most fitting to utilize the occasion of World Homeopathy Day 2025 to bring out and discuss about the clinical efficacy of two such remarkable drugs, namely Cassia sophera and Phyllanthus niruri, to the esteemed homoeopathic community.

For this distinguished panel discussion among the eminent panelists are Dr. S. K. Tiwari, Dr. S. K. Bhattacharyya, Dr. Leena Dighe and Dr. Pralay Sharma. This session has been meticulously curated to highlight the proving data of these two incredible drugs, followed by an enriching panel discussion. It aims to deepen our understanding of their pharmacological actions, pharmacodynamics, clinical applications, experiential insights, as well as drug differentiation. Additionally, it will offer a comparative analysis of the symptomatology of these drugs with the existing literature of other remedies, including well-established polycrest drugs. We extend our heartfelt wishes for a delightful and enriching experience of listening and learning.



DR. SHASHI KANT TIWARI

FORMER PRINCIPAL, FR MULLER HOMOEOPATHIC MEDICAL COLLEGE& HOSPITAL; FORMER DIRECTOR, NATIONAL INSTITUTE OF HOMOEOPATHY, KOLKATA

Dr. S.K Tiwari is currently serving as a Chairman of Drug Proving Committee of Central Council of Research in Homoeopathy. Formerly, he was at eminent position at various renowned institutes and university. He served as the Principal of Fr Muller Homoeopathic Medical College & Hospital, Director of National Institute of Homoeopathy, Kolkata, Dean of Education at Dr Neilson Homoeopathic Medical Education and Research, Winnipeg, Canada and Chairman, Board of Studies (PG), Rajiv Gandhi University of Health Sciences. He is author and co-author to number of publications such as Essentials of Repertorization, Homoeopathy & Child Care, Fr Muller's Manual of Homoeopathy, Video lectures on Repertories Module I to VI. He has been awarded by the Award of excellence – 2005Awarded by Centre for Advance Study in Homeopathy, Homoeo Ratna-2018Awarded by Homoeo Friends, Award of Excellence April 2019, Indian Homoeopathic Medical Association, Karnataka Branch, Best Homeopathic Teacher Award-2019, by Homoeopathic Medical association of India and many other awards of excellence to his credit.



PROF. (DR.) SAMIR KUMAR BHATTACHARYYA

FORMER ASSOCIATE PROFESSOR & HOD, IN THE DEPT. OF MATERIA MEDICA IN NATIONAL INSTITUTE OF HOMOEOPATHY, FORMER DIRECTOR, NIH

Prof. (Dr.) Samir Kumar Bhattacharyya is a highly respected figure in Homoeopathic education, research, and clinical practice. He served as Associate Professor & HOD of Materia Medica at the National Institute of Homoeopathy (NIH), Govt. of India, from 1988 and later as Professor & HOD until his retirement in 2013. He also held the esteemed position of Director, NIH from 1994-1998 and 2003-2005. Dr. Bhattacharyya holds a DMS (1975), Dip. NIH (1997), and an MD (Hom) from Utkal University (1997). He has been an examiner, head examiner, and paper setter for UG and PG courses across several Indian universities. As a Ph.D. and PG Guide, he has mentored numerous students. Internationally, he presented at the International League Conference in Mexico (1993) and was a guest lecturer at the Southwest College of Naturopathic Medicine, USA. He has authored books, including “Study of Homoeopathic Materia Medica” and “Problems of Old Age & its Homoeopathic Treatment.” His work extends to public health, contributing to malaria prevention in Assam and Tripura and homoeopathic relief efforts in tsunami-affected Port Blair. A Governing Body Member of NIH, he has significantly shaped Homoeopathic academia and practice in India.



DR. LEENA DIGHE

DIRECTOR, DR. V.H. DAVE HOMEOPATHIC MEDICAL COLLEGE, AMUL DAIRY ROAD, ANAND, GUJARAT.

Dr. Leena Dighe is a distinguished academician and practitioner in the field of Homoeopathy and Microbiology. She currently serves as the Director of Dr. V.H. Dave Homeopathic Medical College, Anand. Dr. Dighe holds multiple qualifications, including M.Sc. (Microbiology), CMLT, DHMS, BHMS, MD (Hom.), and Ph.D. (Hom.), showcasing her extensive academic expertise. She has held prestigious positions such as Ex-Dean & Chairman of the Board of Studies, Faculty of Homeopathy, S.P. University, and Ex-Principal of Dr. V.H. Dave Homeopathic Medical College. An esteemed Resource Person in Materia Medica, she has actively contributed to Reorientation Programs for homoeopathic education. Her academic contributions include numerous research paper presentations at National and International Conferences, as well as publications in reputed journals and souvenirs. With a career dedicated to education, research, and clinical excellence, Dr. Dighe continues to play a pivotal role in shaping homoeopathic education and practice in India.



DR. PRALAY SHARMA

DIRECTOR I/C OF THE NATIONAL INSTITUTE OF HOMOEOPATHY (NIH), KOLKATA & NARELA

Dr. Pralay Sharma is a distinguished leader in Homoeopathy and healthcare management. As the Director I/C of the National Institute of Homoeopathy (NIH) in Kolkata & Narela, he plays a pivotal role in managing this premier autonomous institution under the Ministry of Ayush, Government of India. He also serves as the Deputy Medical Superintendent at NIH, Kolkata. Dr. Sharma holds a B.H.M.S. from NIH, Kolkata (1996) and an M.D. (Hom) from JRN Rajasthan Vidyapeeth (2006). He is currently pursuing a Ph.D. at Tantia University, Rajasthan. Additionally, he completed a Post Graduate Diploma in Management (Executive) in Hospital Management from the National Institute of Health & Family Welfare, New Delhi (2019-2020). A renowned clinician and researcher, Dr. Sharma has presented research at national and international seminars and published 12+ scientific papers in indexed journals. His contributions have earned him accolades, including recognition from the Mayor of Jangheung County, South Korea and the India International Science Festival. With a strong commitment to medical education, research, and healthcare administration, Dr. Sharma continues to shape the future of Homoeopathy and public health in India.



PROF. (DR.) HEENA RAWAL
Academic Director, Parul University

Dr. Heena Rawal is an accomplished academic leader and healthcare professional with a wealth of experience in homoeopathic education and healthcare accreditation. Currently, she serves as the Academic Director at Parul University, Ahmedabad Campus. Dr. Rawal's distinguished career includes serving as the Principal and Superintendent of Ahmedabad Homoeopathic Medical College, where she demonstrated exceptional leadership and commitment to educational excellence. With 41 years of professional experience and expertise in the Department of Organon of Medicine & Homoeopathic Philosophy, Dr. Rawal has held key academic positions as HOD, Professor, Postgraduate Teacher, vice principal, principal, hospital superintendent and Academic director. She served as an examiner for undergraduate, postgraduate, and Ph.D. programs across multiple esteemed universities. Her dedication to research and academic mentoring is further exemplified by her role as a Ph.D. Guide, where she has mentored numerous scholars in the field of homoeopathy. In addition to her academic contributions, Dr. Rawal is deeply involved in healthcare quality and accreditation. She serves as a National Accreditation Board for Hospitals and Healthcare Providers (NABH) Assessor and Principal Assessor, playing a crucial role in evaluating and enhancing the quality standards of healthcare institutions. Her expertise extends to the National Assessment and Accreditation Council (NAAC), where she serves as both a Chairperson and Member of the Peer Team, contributing to the accreditation process for educational institutions. Dr. Rawal's commitment to advancing professional development is further demonstrated by her appointment as a Resource Person for CBDC training for teachers, a program initiated by the National Commission for Homoeopathy (NCH). She has been appointed as an expert for various prestigious roles, including serving as an expert for the Union Public Service Commission and multiple state government selectors. She has actively contributed as a chairperson, resource person, and speaker at various national and international conferences, including the 2nd International AYUSH Conference in Dubai. Her involvement spans multiple research presentations, faculty roles, and training programs across esteemed institutions and events. Dr. Heena Rawal has made remarkable contributions to the field of homoeopathy through her extensive research, publishing numerous impactful papers in prestigious journals. Her scholarly work, which includes studies on hypertension, hypothyroidism, diabetic polyneuropathy etc., has greatly advanced the understanding and application of homoeopathic treatments. Her research is a testament to her dedication to improving healthcare and her exceptional expertise in the field.



DR. PRITHA MEHRA

RESEARCH OFFICER (H)/ SCIENTIST-3, CCRH

Dr. Pritha Mehra earned her BHMS from the National Institute of Homoeopathy, Kolkata, followed by an MD in Homoeopathy from JSPS Govt. Homoeopathic Medical College, Hyderabad. She holds additional qualifications, including a Short Course in Clinical Trials (CMC-Vellore), PG Diploma in Promotive & Preventive Health Care (Apollo Hospitals), and certifications in Health Promotion (NIHFW, New Delhi) and Bio-medical Research (ICMR-NIE, Chennai). She briefly taught at a Homoeopathic Medical College and served as Editor of The Homoeopathic Heritage magazine. She co-authored History of Medicine & Contribution of Hahnemann with Dr. Diwan Harish Chand. Currently, she is a Research Officer (Homoeopathy) at CCRH, Ministry of Ayush, with 14 years of experience, coordinating clinical trials on Benign Prostatic Hyperplasia, Urolithiasis, and Diabetic Neuropathy. She also served as a Nodal Officer at the Centre of Integrative Oncology (AIIA), dedicating time to cancer patients at AIIA and CRI (H), Noida. Dr. Mehra has published over a dozen research papers in national and international journals.



DR. AMULYA RATNA SAHOO

RESEARCH OFFICER (H)/ SCIENTIST-4, RRI(H), GUWAHATI

Dr. Amulya Ratna Sahoo is a Research Officer (Homoeopathy) and Scientist-4 at the Regional Research Institute for Homoeopathy (RRIH), Guwahati, under the Central Council for Research in Homoeopathy (CCRH). With over 15 years of experience in homoeopathic research, he has made significant contributions to clinical research, drug proving, and community health programs. Dr. Sahoo holds an MD in Organon of Medicine and a PhD in Homoeopathy.

He has served in various CCRH institutes across India and currently leads RRIH Guwahati as the Officer-in-charge. Under his leadership, RRIH has seen notable developments including the laying of the foundation stone for its permanent campus and the launch of a dedicated TB centre. He has successfully transformed the institute through increased patient footfall, project expansion, and enhanced staff satisfaction. He played a key role in organizing health camps in remote areas and promoting AYUSH systems at the grassroots level. Known for his leadership, commitment, and clear vision, Dr. Sahoo continues to work passionately to advance the field of homoeopathy through evidence-based research and public health contributions.

A prolific author, Dr. Sahoo has 33 peer-reviewed research publications and has co-authored several books, including Decoding the Rubrics of Mind and New Heights: A Ladder to Success.

10th APRIL

SEMINAR HALL- 2B (GF)

10th April 2025

Time: 11:45 AM to 1:45 PM

Scientific Session I
Basic & Epidemic Research in Homoeopathy
Recent advances

Chairperson:

- Dr. Debprasad Chattopadhyay, Director, School of Life Sciences Swami Vivekananda University; Former Founder-Director & Scientist G, ICMR-National Institute of Traditional Medicine, Belagavi

Co-chairperson:

- Prof. (Dr.) Gaurav Bhatt, Principal, Ahmedabad Homoeopathic Medical College, Ghuma Road, Gujarat

Speakers:

- Dr. Ajit Kumar Thakur, Assistant Professor (Pharmacology), Delhi Pharmaceutical Sciences and Research University (DPSRU), New Delhi
- Dr. Sudip Sen, Professor, Department of Biochemistry, All India Institute of Medical Sciences (AIIMS), New Delhi
- Dr. Satadal Das, Medical Microbiologist
- Dr. Debadatta Nayak, Research Officer (H)/ Scientist-4, CCRH

Convenor:

- Dr. Debadatta Nayak, Research Officer (H)/ Scientist-4, CCRH

Co-convenor:

- Dr. Shweta Gautam, Research Officer (H)/ Scientist-1, CCRH

Rapporteur:

- Dr. Abhishek Choudhary, Research Associate(H), CCRH
- Dr. Ajay Yadav, Senior Research Fellow(H), CCRH



DR. DEBPRASAD CHATTOPADHYAY

DIRECTOR, SCHOOL OF LIFE SCIENCES SWAMI VIVEKANANDA UNIVERSITY

Dr. Debprasad Chattopadhyay is a biomedical scientist with a remarkable career spanning over three decades. He earned his MSc in Botany with Microbiology (1983) and PhD in Pharmaceutical Microbiology (1989) from Jadavpur University, followed by post-doctoral training at the Royal Hospital London and Staten-Serum Institute, Copenhagen. Dr. Chattopadhyay has held significant positions, including Director of ICMR-National Institute of Traditional Medicine (ICMR-NITM) and the School of Life Sciences at Swami Vivekananda University. He has made substantial contributions to microbiology, ethnopharmacology, and pharmaceutical research. His research includes the antibacterial effects of methdilazine, clinical trials of Fosfomycin for UTIs, and validating health-care practices of Bay Islands tribes. He has demonstrated the antiviral, antibacterial, anti-inflammatory, and other therapeutic properties of phytomolecules, resulting in US and Indian patents. Dr. Chattopadhyay has received numerous accolades, including the Outstanding Ethnopharmacologist Award, Science Communicator Award, and the Dr. RV Rajam Endowment Medal. He has guided 22 PhD, 4 MD, and 54 MSc students and has over 6,000 citations with an h-index of 46. His research has been published extensively, with 54 popular articles and 4 lead discoveries. An active member of several government committees, Dr. Chattopadhyay continues to influence biomedical science through his leadership, research, and editorial work with reputed journals.



PROF. (DR.) GAURAV BHATT
PRINCIPAL, AHMEDABAD HOMOEOPATHIC MEDICAL COLLEGE, GHUMA ROAD, GUJARAT

Prof. (Dr.) Gaurav Bhatt is a prominent figure in homoeopathic education and healthcare. He serves as the Principal of Ahmedabad Homoeopathic Medical College, Medical Superintendent of Sainath Hospital, and HOD & Professor of Physiology and Biochemistry. He is actively involved in quality assurance as a NABH Coordinator and NAAC Coordinator, and he leads the Unnat Bharat Abhiyan initiative at the institute. Additionally, he is a Member of the Board of Studies (BOS) at Parul University. Dr. Bhatt is pursuing a Ph.D. at Parul University and holds an M.D. in Homoeopathy and a BHMS, both from Bharati Vidyapeeth University. He has been appointed as a resource person and expert speaker at numerous national and international platforms, including those hosted by the Ministry of Ayush and HMAI. He serves as an examiner for several universities and has attended various seminars and workshops focused on homoeopathy, research methodologies, and healthcare. His research is published in leading journals, covering topics such as diabetic polyneuropathy, chikungunya arthropathy, antenatal care, psoriasis, and GERD. Prof. Dr. Bhatt's dedication to education, research, and healthcare has made him a respected leader in his field, contributing significantly to both academic and clinical advancements in homoeopathy.



DR. AJIT KUMAR THAKUR
ASSISTANT PROFESSOR (PHARMACOLOGY)
DELHI PHARMACEUTICAL SCIENCES AND RESEARCH UNIVERSITY, NEW DELHI

Dr. Ajit Kumar Thakur is an Assistant Professor of Pharmacology at Delhi Pharmaceutical Sciences and Research University (DPSRU), New Delhi, India. He completed his M. Pharm and Ph.D. in Pharmacology from IIT (BHU), Varanasi, and was awarded the Ph.D. in 2014. Dr. Thakur is an INSPIRE Fellow from the Department of Science & Technology (DST), Govt. of India. His research focuses on Neuropharmacology and Psychopharmacology, particularly in novel drug development targeting neurotransmitter pathways and biomarkers related to CNS co-morbidities associated with metabolic disorders and stress. He has guided 24 M. Pharm scholars and currently supervises 2 Ph.D. and 3 M. Pharm scholars, with research funded by over ₹6.5 Crore from agencies such as ICMR, AICTE, CCRH, and the Ministry of Ayush. Dr. Thakur has published more than 70 research articles and book chapters in esteemed journals, with citations totalling 1135, an h-index of 18, and an i-10 index of 27. His works have appeared in journals like Neurochemical Research, Neuroscience and Behavioural Physiology, and Indian Journal of Experimental Biology. Dr. Thakur has received the G. Achari Award (2016) and the Notable Research Award (2023) from DPSRU. He is also involved in administrative tasks at DPSRU, coordinating works related to AICTE, PCI, UGC, AISHE, and NIRF. Additionally, he serves as a reviewer for several international journals.

ANTI-NEUROPATHIC EFFICACY OF HOMEOPATHIC DILUTIONS OF TOXICODENDRON PUBESCENS: A PRECLINICAL STUDY

Nikhila Shekhar[1]; Anil Khurana[2]; Debadatta Nayak[2]; Ajit Kumar Thakur[1]

[1]Neuropharmacology Research Laboratory, School of Pharmaceutical Sciences, Delhi Pharmaceutical Sciences and Research University, New Delhi, India; [2]Central Council for Research in Homoeopathy, Ministry of Ayush, New Delhi.

ABSTRACT

Background: Rhus Toxicodendron (Rhus tox) is a homeopathic medicine derived from poison ivy. The botanical name of this plant is Toxicodendron pubescens (Family: Anacardiaceae). Its crude form and various dilutions have been used to relieve arthritis symptoms, are beneficial as an anti-inflammatory.

Aim: To evaluate the anti-neuropathic efficacy of the crude and diluted forms of Rhus tox, a homeopathic preparation, using the chronic constriction injury (CCI) rat model.

Methods: In the current study, the effect of the Rhus tox on mechanical, cold, and hot allodynia and motor nerve conduction velocity was determined in the CCI rat model. The levels of antioxidants, pro-inflammatory markers, and histopathological changes were also evaluated.

Results: The treatment regimen with Rhus tox for 14 consecutive days in the CCI rat mitigated pain behaviour during sets of experiments, such as mechanical and thermal allodynia tests. The treatment with various dilutions of Rhus tox in CCI rats also demonstrated an improvement in the conduction velocity in the sciatic nerve as compared to CCI control rats (negative control). The dilutions were also capable of modulation of oxidative and inflammatory parameters and as well as improved nerve architecture, and reduced infiltration of cells in histopathological examination.

Conclusion: The present study supports the efficacy of Rhus tox at various homeopathic dilutions in the rodent CCI model of neuropathic pain through its antioxidant, anti-inflammatory, and modulatory effects on neuropathic pain.



DR. SUDIP SEN
PROFESSOR, DEPARTMENT OF BIOCHEMISTRY,
ALL INDIA INSTITUTE OF MEDICAL SCIENCES (AIIMS), NEW DELHI.

Dr. Sudip Sen is currently a Professor in the Department of Biochemistry, All India Institute of Medical Sciences (AIIMS), New Delhi. He completed his MD and PhD from AIIMS, Delhi and joined as Faculty at AIIMS, Delhi in 2012. He has worked on cancer diagnosis and therapeutics during his MD and PhD. His area of interest gradually shifted to stem cells and disease modeling after getting an opportunity to work on ocular surface reconstruction as a DST Fast Track Fellow. For the past few years, his research group has been working on mesenchymal stem cells, cancer stem cells, and neural stem cells. They have elucidated the effects of homeopathic medicine, Symphytum officinale in bone regeneration using mesenchymal stem cells and have moved on to the rodent model. His work has been acknowledged at the National and International level in the form of research grants, publications and awards.

HOMEOPATHIC MEDICINE SYMPHYTUM OFFICINALE AUGMENTS BONE FORMATION IN HUMAN BONE MARROW-DERIVED MESENCHYMAL STEM CELLS IN VITRO AND HELPS IN FRACTURE HEALING IN A RODENT MODEL

Sagar Tyagi[1], Devanjan Dey[1], Pagaku Pawan Kumar[1], Vadanya Shrivastava[1], Aditi Bhattacharya[1], Aayush Aryal[2], Sweety Rani[1], Debdatta Nayak[6], Anil Khurana[6], Bhavuk Garg[2], Md Tahir Ansari[2], Puneet Khanna[3], Ankur Goyal[4], Asit Ranjan Mridha[5] and Sudip Sen[1]

[1]Departments of Biochemistry, [2]Orthopedics, [3]Anesthesiology, Pain Medicine and Critical Care, [4]Radiodiagnosis and Interventional Radiology, [5]Pathology, All India Institute of Medical Sciences (AIIMS), New Delhi; [6]Central Council for Research in Homeopathy, New Delhi.

ABSTRACT

Introduction: Complicated fractures need help to support bone healing. The homeopathic medicine, Symphytum officinale (SO), was evaluated if it could influence osteogenesis in mesenchymal stem cells (MSCs) in vitro and elucidate its role in fracture healing in the rodent model.

Methodology: MSCs were isolated from bone marrow of patients undergoing bone grafting, expanded and characterized. Cytotoxicity of SO was evaluated (MTT). Osteogenic differentiation was induced in MSCs with basal differentiation media (BDM) over 2 weeks. Different doses of SO were used to evaluate the efficiency of MSCs differentiating into osteoblasts (flow cytometry – Osteocalcin) and alkaline phosphatase activity (ELISA). Runx2, Osteopontin and Osteocalcin expression were assessed using Q-PCR. An open osteotomy (fracture) was created in the femur of adult male Wistar albino rats. After reduction and immobilization (intramedullary K-wire), they were given oral SO (mother tincture MT and 6C), with controls (n=6 in each group). X-rays and blood samples were taken at intervals. Rats were sacrificed at 2 weeks (T1) and 5 weeks (T2) to compare fracture callus. Callus was decalcified, and immunohistochemistry done for collagen (Col1A1) and Osteocalcin.

Results: MSCs were detected (CD90, CD105) using flow cytometry (93-98% purity). SO did not induce any cytotoxicity (24h) – MTT. Flow cytometry (Osteocalcin) showed that SO enhanced osteogenesis. Runx2, Osteopontin & Osteocalcin expression and alkaline phosphatase activity showed increased osteogenesis with SO. X-rays indicated early callus formation in the MT group. H&E staining showed more woven bone formation in MT and 6C group compared to controls. A higher expression of Col1A1 and osteocalcin were observed in early callus of MT and 6C groups compared to controls. Early increase in serum CTX was observed in MT group.

Conclusions: In vitro results indicate that osteogenesis is enhanced at a homoeopathic dose (mother tincture and 6C) of Symphytum officinale. Mother tincture (MT) and 6C dose of Symphytum officinale show a similar effect in augmenting bone formation in a rat model of fracture healing.



DR. SATADAL DAS
MEDICAL MICROBIOLOGIST

Dr. Satadal Das is one of India's renowned medical microbiologists with extensive research experience. He has published 248 papers in peer-reviewed journals and presented 260 papers at different National and International Conferences. Dr. Das has seven patents on microbiological products and processes. He has also published one chapter in one CRC-published book on Lunar Settlements, mainly Authored by Astronauts, one chapter on Japanese encephalitis in Molecular Virology, and another on medical microbiology, besides many other publications in different books. Dr. Satadal Das is a Principal Investigator, at Virology Laboratory, Regional Research Institute, CCRH, Govt. of India, Kolkata; Consultant Microbiologist at Peerless Hospital, a Scientist at St. Xavier's College, Kolkata, and Heritage Institute of Technology, Kolkata. Eleven PhD students completed their work under his guidance at different universities. He delivered important space biology-related lectures at Royal Holloway, London University, UK, and Rutgers University, USA. He was president of the Indian Association of Medical Microbiologists, West Bengal Chapter, and is a life member of IATP.

SARS-COV-2 SPIKE PROTEIN NOSODES IN COVID-19: ITS IMPLICATIONS

ABSTRACT

Recently several NOSODEs have been developed to control and treat diseases where conventional treatments are not available and to deal with pan-drug resistant microbes that are continuously isolated globally. In this scenario, we have developed NOSODEs against a few important viral diseases. Among them, thoroughly explored standardized and safe NOSODEs, developed with spike protein of Delta SARS-CoV-2, showed preventive and curative efficacy. Initially, NOSODEs of S-protein were prepared and administered orally to adult BALB/c mice before and after administration of S-antigen intranasally. After 72 h, animals were sacrificed and the expression level of ferritin, genetic expressions of cytokines IL-6, IL-10, IL-1β, IFN- γ, TNFα, IL-17, MMP-9, TIMP-1, ferritin light and heavy chains, and mitochondrial ferritin from lung tissues were investigated through RT-PCR. Histopathological, gelatin zymographic, and immunofluorescence studies were also performed. All findings indicated attenuation of inflammation through the regulation of pro- and anti-inflammatory cytokines that prevents cytokine storms, along with the negative consequences of poor iron metabolism, ROS-induced oxidative damage, and ferroptosis found in COVID-19. Following these experiments, an initial human trial indicates the beneficial role of these NOSODEs in preventing intermittent surges of IL-6 leading to transient cytokine imbalance, common in Post-COVID and Post-vaccinated cases.



DR. DEBADATTA NAYAK
RESEARCH OFFICER (H)/SCIENTIST-4, CCRH (HQ.)

Dr. Debadatta Nayak, is presently working as a Research Officer (Homoeopathy)/Scientist-4 at Central Council for Research in Homoeopathy, New Delhi, an apex body for undertaking organized research in Homoeopathy, Under Ministry Ayush, Govt. of India. He received his M.D. (Hom.) in Materia Medica. He is into research since his joining in the year 2007. He is coordinating fundamental and collaborative research studies. He is also actively involved in undertaking studies on epidemic diseases like Dengue, Japanese encephalitis, Malaria, HIV and COVID-19. He has co-authored 88 papers published to his credit in peer-reviewed journals and 20 articles in non-reviewed journals. Has co-authored a book, "An update on Bowel Nosodes", contributed to many publications of CCRH. He has also presented various papers in conferences, workshop and CMEs nationally and internationally. He is a recipient of young scientist award of central Council for Research in Homoeopathy in the year 2017.

EVIDENCE-BUILDING FOR HOMOEOPATHY IN EPIDEMICS

Debadatta Nayak[1], Ruchika Bhalla[2]

1.Research Officer (H)/Scientist-4, CCRH; 2. Research Associate (H), CCRH

ABSTRACT

Homeopathy has demonstrated consistent effectiveness in relieving the suffering caused by numerous epidemics across the globe; often when conventional medicine or vaccines are not available or accessible. From the successful use of Belladonna during scarlet fever epidemic, Camphora, Cuprum metallicum and Veratrum album during Asiatic cholera epidemic, Gelsemium sempervirens and Bryonia alba during Spanish flu epidemic of 19th century to the efficient utilization of Arsenicum album during COVID-19 pandemic of 21st century, homeopathy has been a beacon of hope, offering both treatment and prevention for a broad spectrum of infectious diseases. The Central Council for Research in Homeopathy (CCRH) fosters this legacy by leading research initiatives and generating the evidence-base for tackling epidemic diseases and alleviating their impact on society. CCRH has embarked on a series of research studies focusing on the prophylactic and adjuvant treatment of diseases such as Dengue, Chikungunya, Influenza-like illness, Japanese encephalitis, Malaria, and most notably, COVID-19. In addition to the traditional "genus epidemicus" approach for addressing the epidemics, the council is prioritizing the use of nosodes and the development of new drugs in view of upcoming challenging era of resistant microbial and viral strains. Equal emphasis is also being placed on conducting inter-disciplinary, basic research including "safety studies" and "immuno-modulatory studies" for both existing and new drugs, following rigorous scientific criteria to ensure broader acceptance within the scientific community. The recent sporadic resurgences of monkeypox, Chandipura virus, HMPV, and Zika virus have served as a wake-up call, signalling a potential threat of an impending epidemic. It is crucial that we prepare thoroughly in advance for any such outbreak. The council is committed to provide effective homeopathic medicines that have data-driven foundation and complement the conventional public health care in times of escalating medical costs, vaccine hesitancy and logistic challenges.

10th April 2025

Scientific Session II
Agro-homoeopathy

Chairperson:

- Dr. Renu Pandey, Head & Principal Scientist, Division of Plant Physiology, ICAR-Indian Agricultural Research Institute, New Delhi

Co-chairperson:

- Dr. Rajneesh Sharma, Principal, Kamdar Homoeopathic Medical College, Rajkot, Gujarat

Speakers:

- Dr Vaibhav Jain, Founder Director of VJ Agrohomeopathy Solution Pvt. Ltd. and Co-founder of Asha Homeopathic Academy & Clinic
- Dr. Mahammedbhai Gulababhai Sayyad, Professor and Hod in The Department of Community Medicine, Research Methodology and Biostatistics, Assistant Hospital Superintendent, NABH Coordinator in Smt. Malini Kishore Sanghavi Homoeopathic Medical College and Hospital.
- Dr. Varsha Umesh Ghate, Assistant Professor, Dept. of Homoeopathic Pharmacy, Bharati Vidyapeeth (Deemed to Be university), Homoeopathic Medical College, Pune, Maharashtra
- Dr. Ginu D. Mohan, Professor & HOD, Dept of Homoeopathic Repertory and Case Taking, Maria Homoeopathic Medical College and Hospital, Perai, Thiruvattar, Kanyakumari, Tamilnadu

Session coordinators:

- Dr. Bharti Wadhwa, Research Officer (Homoeopathy)/Scientist- 3, CCRH
- Dr. Pooja Gautam, Research Officer (Homoeopathy) /Scientist- 2, CCRH

Rapporteur

- Dr. Shweta Singh Kureel, Research Associate (H)
- Dr. Sujata Madhukar, Senior Research Fellow (H)



DR. RENU PANDEY

HEAD & PRINCIPAL SCIENTIST, DIVISION OF PLANT PHYSIOLOGY, ICAR-INDIAN AGRICULTURAL RESEARCH INSTITUTE, NEW DELHI

Dr. Renu Pandey is the Head & Principal Scientist at the Division of Plant Physiology, ICAR-Indian Agricultural Research Institute, New Delhi, specializing in mineral nutrition of crop plants and climate change. She established the Mineral Nutrition Lab to investigate nutrient acquisition and utilization efficiencies in crops like wheat, rice, soybean, and green gram, identifying nutrient-efficient genotypes for use as donors. Her research explores the impact of climate change factors (elevated CO_2, temperature, drought) on nutrient uptake and efficiency, and her team has developed rapid screening techniques for phosphorus use efficiency using $^{14}CO_2$-based root carbon exudation analysis. Dr. Pandey has led multiple national and international research collaborations with institutions in the UK, USA, and Mexico. She has mentored over 10 M.Sc. and 8 Ph.D. students, served on advisory committees for 50+ scholars, and undergone postdoctoral training at Donald Danforth Plant Science Center (USA), NIAB (UK), and Purdue University (USA). A prolific researcher, she has presented her work globally, published 135 research articles, and actively reviews project proposals for agencies such as NSF-USA, Cambridge ALBORADA Fund, and BARD. She is also a member of various national committees under DBT, DST, and CCRH.



DR. RAJNEESH SHARMA

PRINCIPAL, KAMDAR HOMOEOPATHIC MEDICAL COLLEGE, RAJKOT, GUJARAT

Dr. Rajneesh Sharma has over 27 years of clinical and teaching experience in the field of medicine. He began his career as a Demonstrator at P.B.H. Medical College & Hospital, Chandrapur, in 1997. Dr. Sharma held various academic roles, including Lecturer (approved by Nagpur University in 2002), Reader (approved by MUHS, Nashik in 2005), and Professor at Sri Ganganagar H.M.C. Hospital & Research Institute (2007-2009). He was also a Professor at Solan Homoeopathic Medical College & Hospital (2009-2017) and served as Principal at Kamdar HMC Rajkot (2017-2018) and Dayalbagh Educational Institute (2018-2022). Currently, he is serving as Principal at Kamdar HMC Rajkot since April 2022. In addition to his teaching roles, Dr. Sharma has served as an examiner for various universities, including Nagpur University, MUHS Nashik, Guru Ghasiram University, and HP University Shimla. He has participated in several training programs, including those organized by the Ministry of Health, Government of India, and Maharashtra University of Health Sciences. His administrative experience includes roles as Vice-Principal, Academic In-charge, and Principal, with a focus on faculty development and academic leadership. Dr. Sharma is also a resource person for various educational programs and campaigns.



DR VAIBHAV JAIN

FOUNDER DIRECTOR OF VJ AGROHOMEOPATHY SOLUTION PVT. LTD. AND CO-FOUNDER OF ASHA HOMEOPATHIC ACADEMY & CLINIC

Dr. Vaibhav is a dedicated Agro-homeopathy Researcher and Sustainable Agriculture Advocate with expertise in BHMS, M.Sc. (Genetic Engineering), DNYS, and a Diploma in Acupressure. Combining his background in genetic engineering and homeopathy, he has pioneered innovative approaches to chemical-free, eco-friendly farming. As the Founder Director of VJ Agrohomeopathy Solution Pvt. Ltd. and Co-founder of Asha Homeopathic Academy & Clinic, Dr. Vaibhav has spent the last nine years researching and implementing agro-homeopathy to enhance soil fertility, crop quality, and plant resilience. His notable projects include an eco-friendly weed control initiative at Varanasi International Airport and collaborations with farmers across India to integrate homeopathy into sustainable farming practices. Through his Instagram platform (@ agrohomeopathy), he educates farmers, gardeners, and agricultural enthusiasts on natural, homeopathic solutions for plant health. His vision is to revolutionize agriculture by promoting chemical-free, homeopathic treatments that improve crop nutrition, soil health, and sustainable farming techniques. With a strong commitment to research, education, and environmental sustainability, Dr. Vaibhav continues to bridge the gap between homeopathy and agriculture, leading the way toward a healthier and more sustainable future for farming.

WEED MANAGEMENT WITH AGROHOMEOPATHY: AN EXPERIMENTAL STUDY

ABSTRACT

Introduction: Weeds pose a significant challenge to agricultural productivity, often competing with crops for essential resources like nutrients, water, and sunlight. Traditional chemical herbicides, while effective, can harm soil health, pollute the environment, reduce the biodiversity and disrupt ecosystems. This study explores a revolutionary, eco-friendly approach to weed management by integrating Agrohomeopathy into a Weed Management strategy. Here a small area at international airport was taken and homeopathic medicines were used to reduce the weeds alongside runways in order to find out more sustainable ways to prevent weed growth thus reducing the risk of bird hitting.

Study Aim & Objectives:

1.To evaluate the effectiveness of potentized homeopathic remedies in controlling weed growth.

2.To compare the impact of Agrohomeopathy-based weed management in comparison to conventional methods.

3.To assess the long-term benefits of Agrohomeopathy on weed management at airports as a sustainable solution.

Methodology:

- Selection of experimental plots: Control (no treatment), chemical herbicides, and Agrohomeopathy-based remedies.
- Identifying common weeds according to local atmosphere and soil.
- Application of homeopathic remedies such as Ruta, Silicea, Tingis cardui, Vaccinium
- myrtillus, parthenium in ultra-high dilutions targeting weed growth.
- Monitoring parameters such as weed growth, and growth cycle over a period of 1 year.

Results: Agrohomeopathy demonstrates potential in reducing weed vigor and promoting crop growth without disrupting soil ecosystems. This natural method offers an alternative to chemical herbicides, aligning with sustainable farming practices.

Conclusion: This experimental study highlights the promise of Agrohomeopathy in Weed Management, paving the way for greener agricultural practices that protect the environment and enhance soil vitality. Further research and field trials are essential to optimize these remedies and establish them as a reliable weed management strategy.



DR. MAHAMMEDBHAI GULABABHAI SAYYAD

PROFESSOR AND HOD IN THE DEPARTMENT OF COMMUNITY MEDICINE, SMT. MALINI KISHORE SANGHAVI HOMOEOPATHIC MEDICAL COLLEGE AND HOSPITAL

Dr. Mahammedbhai Gulababhai Sayyad is a highly experienced homeopathic physician, academician, and community health advocate with a strong background in clinical practice, research, and education. He completed his BHMS from Smt. K.B. Abad Homoeopathic Medical College (2004) and MD (Homoeopathic Materia Medica) from Dr. M.L. Dhawale Homoeopathic Institute, Mumbai University (2007). With over 15 years of clinical experience, he served as a Medical Officer and later as a Homoeopathic Consultant at Smt. Janki Bacchu Dube Rural Hospital, Palghar, specializing in general medicine. Currently, he is the HOD and Professor in the Department of Community Medicine, Research Methodology, and Biostatistics at MKSH Karjan, Vadodara. Actively engaged in community health, he manages peripheral OPDs at Sarbhan and provides medical care to senior citizens at Ghayej Old Age Home. His expertise includes planning and executing peripheral health check-up camps, and he has presented multiple clinical cases at symposiums and CMEs in Mumbai and Vadodara. Passionate about research public health and agrohomoeopathy, he continues to contribute to homeopathy through academia, clinical excellence, and community service.

COMPARATIVE STUDY OF THE ACTION OF KALIUM PHOSPHORICUM 30C AND SULPHUR 30C IN CONTROLLING CATERPILLAR ATTACK IN JASMINUM SAMBAC: AGRO-HOMOEOPATHIC RESEARCH.

ABSTRACT

Introduction: Agro-Homoeopathy is new way to understand the scope of the Homoeopathy on the plant and thus reducing the need of chemical fertilizers. Kali Phos 30c and Sulphur 30c are known to produce the impact on the plant. However, yet, the study on the Diseased Jasminum Sambac was not done with these two remedies.

Material & Methods: An Experimental Study, A Randomized Control trial was planned with the 8 plants in each group; Kali Phos 30c, Sulphur 30c, and the control group (Placebo). The medicine was diluted in the tap water spray and sprayed twice a day for 2 months to study the impact on the plant.

Results: Two-way ANOVA of repeated measures was applied to understand the effect of the medicine on plant growth. Kali Phos 30c have shown a statistically significant change in the Number of Buds ($F = 4.6$, $p = 0.007$), and the number of leaves ($F = 2.89$, $p = 0.047$). Sulphur 30c has shown a statistically significant change in height ($F = 3.11$, $p = 0.036$) and number of leaves ($F = 12.02$, $p<0.001$). All three groups have shown the flowering and reduction in the caterpillar attack, though it wasn't statistically significant.

Conclusions: Sulphur 30c has shown efficacious results on height and number of leaves parameters. Whereas Kali Phos 30c has shown efficacious results on the buds and number of leaves. Even though plant was diseased with the caterpillar attack, both medicines have improved the nutritional status of the plant. However, all three groups have shown an increase in the number of flowers and reduced the caterpillar attack. All groups have shown an impact on Caterpillar attacks, possibly due to the spraying and the presence of alcohol in the placebo group.



DR. VARSHA UMESH GHATE

ASSISTANT PROFESSOR, DEPT. OF HOMOEOPATHIC PHARMACY, BHARATI VIDYAPEETH (DEEMED TO BE UNIVERSITY), HOMOEOPATHIC MEDICAL COLLEGE, PUNE, MAHARASHTRA

Dr. Varsha Umesh Ghate, M.D. (Hom.), Ph.D., is a distinguished academician and researcher specializing in Homoeopathic Pharmacy, with a strong commitment to pharmaceutical innovation and research excellence. With an impressive portfolio of intellectual property, she holds three patents—two granted (one international and one national)—along with a registered copyright. Her extensive research contributions include the completion of five out of seven projects and the publication of 18 research papers in Scopus, UGC, and peer-reviewed journals, as well as three Scopus-indexed book chapters. An inspiring mentor, Dr. Ghate has guided numerous undergraduate and postgraduate students, leading them to achieve prestigious accolades such as the STSH awards, best dissertation awards, and best poster presentation awards. Her expertise has been recognized through honors like the Best Poster Presentation Award from the Society of Ethnopharmacology and a Paper Presentation Prize from the Global Homoeopathic Foundation. She has also pioneered the design of the Agro-Homoeopathy Certificate Course and serves as an active reviewer for Homoeopathic Links. With eight international conference presentations and participation in 27 academic events, Dr. Ghate remains dedicated to integrating research and innovation in homoeopathy. Her unwavering pursuit of excellence and commitment to advancing the field continue to make a profound impact on homoeopathic education and pharmaceutical research.

COMPARATIVE PHYTOCHEMICAL AND ANTIOXIDANT PROFILING OF OCIMUM SANCTUM AND OCIMUM BASILICUM CULTIVATED BY AGROHOMOEOPATHIC GACP

ABSTRACT

Background: Ocimum sanctum (OS) and Ocimum basilicum (OB) are widely recognized for their potent antioxidant properties and therapeutic uses, primarily attributed to their rich phytochemical profiles, including key phenolic compounds like Eugenol and Gallic acid. Agrohomoeopathy, which employs highly diluted homoeopathic remedies to boost plant growth and metabolite production, offers a sustainable alternative to organic farming. The study aimed to compare the phytochemical composition and antioxidant potential of OS and OB cultivated using agrohomoeopathic Good Agricultural and Collection Practices (GACP), evaluating the effects of these methods against control treatments (GA3 and water).

Methodology: Plants were cultivated using agrohomoeopathic GACP, with additional treatments involving GA3 and water as controls. Phytochemical profiling focused on Eugenol and Gallic acid content, and antioxidant activities were measured using FRAP, ABTS, and total antioxidant capacity assays. Mother tinctures (MT) of OS and OB were analyzed using High-Performance Liquid Chromatography (HPLC) for quantification of phenolic compounds.

Results: Agrohomoeopathically treated plants (AOS and AOB) exhibited higher concentrations of phenolic compounds compared to control groups. AOB had the highest Eugenol content (0.21%), while AOS demonstrated superior antioxidant capacity in all assays. Both total phenolic and flavonoid content were significantly higher in agrohomoeopathically treated plants.

Conclusion: Agrohomoeopathic GACP enhances the phytochemical and antioxidant profiles of OS and OB, offering a sustainable, chemical-free approach to improve the phytochemical properties of these medicinal plants. Accordingly, agrohomoeopathy shows potential for the cultivation of medicinal plants with improved phytochemical properties.



DR. GINU D. MOHAN

PROFESSOR & HOD, DEPT OF HOMOEOPATHIC REPERTORY AND CASE TAKING, MARIA HOMOEOPATHIC MEDICAL COLLEGE AND HOSPITAL, PERAI, THIRUVATTAR, KANYAKUMARI, TAMILNADU

Dr. Ginu D. Mohan, BHMS, MD(Hom), is an accomplished homeopathic academician and practitioner with extensive experience in education, research, and clinical practice. He has progressed through various academic roles, from Assistant Professor to Professor, while also serving as Head of Department, Postgraduate Guide, and Curriculum Committee Coordinator. Committed to advancing homeopathic education, he actively participates in workshops, conferences, and training programs. Dr. Mohan is the author of Repertory Expert and has contributed to research through article and book chapter reviews. He has attended CBDC training programs for BHMS and postgraduate students, participated in the ENLIGHTEN 2024 workshop organized by the Tamil Nadu Homeopathy Medical Council, and completed the 3rd and 4th Module CME programs for Repertory Teachers, sponsored by Ministry of Ayush. Additionally, he holds a Good Clinical Practice certification and has attended Faculty Development Programs (FDPs), further enhancing his expertise in homeopathic education and practice. Along with vast academic and clinical experience, Dr. Mohan is actively involved in Agro-Homeopathy for sustainable Agricultural practices.

INTEGRATION OF AGRO-HOMOEOPATHY WITH ORGANIC FARMING PRACTICES FOR SUSTAINABLE AGRICULTURE BY ELUCIDATING THE EFFICACY OF MAGNESIUM CARBONICUM TO IMPROVE THE QUALITY OF CORIANDRUM SATIVUM

ABSTRACT

Introduction: Agro-homoeopathy has emerged as a groundbreaking approach in agricultural research, garnering significant attention lately. With the right medicine selection and strength, homoeopathy can be a very effective and economical substitute that can boost farmer's revenue by reducing the cost of chemical pesticides and agro-chemicals.

Objectives: To evaluate the viability of agrohomoeopathy using 3x and 6x potencies of Magnesium Carbonicum as a sustainable, eco-friendly strategy for enhancing crop quality and productivity.

To assess the efficacy of Magnesium Carbonicum 3x and 6x potencies in enhancing the Magnesium level, Antioxidant activity (ascorbic acid) and chlorophyll content of Coriandrum Sativum.

Methodology: High quality seeds were procured and after moderate drying, were soaked for 24-48 hours. 25cm deep containers were filled with well-draining soil, leaving 1.5 inches at top. 5 seeds were sowed per pot, 6-8 inches apart and watered frequently to maintain moisture ensuring consistent soil ph. and moisture level to prevent stress, which can cause bolting. Two distinct soil beds were prepared: one using conventional methods and other two designated for 3x & 6x potencies. For treatment, 10 drops of the designated medicine potencies (3x & 6x) were dissolved in 250ml of water. Daily observations were recorded by monitoring the leaf colour and growth rate of Coriandrum Sativum on a weekly basis. The impact of Magnesium Carbonicum on Coriandrum Sativum was assessed with emphasis on growth metrics which is noted by photographs and for Magnesium uptake, Antioxidant activity (ascorbic acid) and chlorophyll content were assessed with chromatographic laboratory findings.

Result: The result demonstrates significant increase in Magnesium level, Antioxidant activity (ascorbic acid) and chlorophyll content of Coriandrum Sativum with with Magnesium Carbonicum 3x and 6x potencies. These findings highlight the viability of agrohomoeopathy using 3x and 6x potencies of Magnesium Carbonicum as a sustainable, eco-friendly strategy for enhancing crop quality and productivity.

Conclusion: These findings suggest that agrohomoeopathy can be valuable addition to sustainable agricultural practices, offering a chemical free and environmentally friendly approach to crop management.



Dr. Bharti Wadhwa
Research Officer(H)/ Scientist- 3
Central Council for Research in Homoeopathy, New Delhi

Dr. Bharti Wadhwa is an accomplished research scientist at Central Council for Research in Homoeopathy (CCRH) with more than 20 years of Clinical Experience and 13 years of research experience. After completing BHMS and MD in Homoeopathy, she continuously enriched her learning through various courses like :-

i) Positive Psychology by University of North Carolina

ii) Psychological First Aid by The Johns Hopkins University

iii) Positive Psychology: Resilience Skills by University of Pennsylvania,

iv)The Art and Science of Relationships: Understanding Human Needs by University of Toronto

She has been working as Research Officer in CCRH for the past 13 years. Apart from vast clinical experience with managing OPD of around 100-150 patients daily, she has done several research projects on clinical conditions like Menopause, Fibroadenoma, Vitiligo, Chronic Low Back Pain, UTI, COPD & NCD with various research and case report publications in peer reviewed journals.

She has been the Nodal Officer for implementation of AHMIS software under AYUSH Grid of Ministry at Noida and was involved as a core team in development of HCCR Software.

Her research spans from clinical research to Agro-Homoeopathy with various accomplished research projects. Along with this, she is the associate editor of Indian Journal for Research in Homoeopathy and Coordinator of CCRH STSH Scholarship program (Short Term Studentship in Homoeopathy) which involves awarding scholarships to undergraduate homeopathic students pan India after blinded review of submitted research proposals.

Embracing multiple diverse roles, she continues to integrate research and innovation in homeopathy, ensuring continuous learning with meaningful contributions to the field.

The Short-Term Studentship (STSH) Program

ABSTRACT

The Short-Term Studentship (STSH) Program by the Central Council for Research in Homoeopathy (CCRH) is a scholarship program which aims to foster research aptitude among undergraduate medical students by providing hands-on exposure to research methodologies. Since 2014, CCRH has been running this research program for BHMS undergraduates, with the dual objective of promoting research interest and enhancing the visibility and accessibility of their research work. A scholarship of ₹30,000 is awarded as a stipend to selected students after blinded review of their proposals and research work. Since its inception, 5,717 students have registered in the STSH program, out of which 421 students have been awarded scholarships.

In recent years, the program has witnessed a significant rise in student engagement in Agro-Homeopathy, an emerging field exploring homeopathic applications in agriculture. In 2022, 61 students submitted Agro-Homeopathy research proposals, out of which with 13 were awarded scholarships. This number grew in 2023, with 138 submissions and 24 awardees. By 2024, 275 students registered Agro-Homeopathy projects, reflecting increasing interest in this emerging field.

The positive research outcomes in literature search highlight Agro-Homeopathy's potential in sustainable agriculture, offering eco-friendly solutions for plant growth and disease resistance. The increasing student participation in this field underscores the need for institutional support and large-scale studies to further validate Agro-Homeopathy's role in modern agriculture. The STSH program continues to serve as a catalyst for young researchers, giving them opportunity to engage in short term research studies for validation of evidence-based homeopathic medicines in both medicine and agriculture and inculcates research aptitude at undergraduate level promoting them to take up research as a career in future.

10th APRIL

SEMINAR HALL- 3 (FF)

10th April 2025

Time: 11:45 AM to 1:45 PM

Scientific Session IA

Horizons of fundamental research in homoeopathy.

Chairperson:

- Dr. Sangeeta A. Duggal, Advisor (H), Ministry of Ayush

Co-Chairperson:

- Dr. Subhas Singh, Professor (SAG) & HOD, Organon of Medicine, NIH

Speakers:

- Dr. Kumaravel V., Associate Professor, NIH
- Dr. Raja Manoharan,Associate Professor, NIH
- Dr. Pratima Pal, Associate Professor, NIH

Convenor:

- Dr. Shishir Singh T., Associate Professor & HOD Physiology, NIH, Kolkata

Scientific Session (Part – 1)

Successful cases through Individualization, Holism & Homoeopathy

Chairperson:

- Prof. (Dr.) Samir Kumar Bhattacharya, Former Director, NIH

Co-Chairperson:

- Prof. (Dr.) Abhijit Chattopadhyay, Former HOD, Materia Medica, NIH

Speakers:

- Dr. Avijit Shee Burman, Professor, NIH
- Dr. Prasanta Rath, Professor & HOD, PSM, NIH
- Dr. Ramkrishna Ghosh, Assistant Professor, NIH
- Dr. Austin Jose Thomas, Dy. Med. Superintendent, NIH
- Dr. N. Priyadarshini, Dy. Med. Superintendent, NIH
- Dr. Subhash Chaudhary, Associate Professor, NIH

Convenor:

- Dr. Kumaravel V.,Associate Professor, Pathology, NIH, Kolkata



DR. SUBHAS SINGH

PROFESSOR (SAG) & HOD, ORGANON OF MEDICINE, NIH

Prof. (Dr.) Subhas Singh was Former Director, H.O.D., & Professor in the Department of Organon of Medicine & Homoeopathic Philosophy, Chronic disease & Psychology at the prestigious National Institute of Homoeopathy affiliated to West Bengal University of Health Sciences, Kolkata. He received his Bachelor of Homoeopathic Medicine and Surgery (BHMS) from Calcutta University and M.D. (Hom.) from JRN Deemed University, Udaipur. He has also completed his Ph.D. under Maharastra University of Health Sciences. He is having rich experience of more than 26 years in Homoeopathic practice and teaching. He is the Member of National Commission of Homoeopathy, Pharmacopoeia Commission for Indian Medicine & Homoeopathy, Scientific Standing Committee of Homoeopathic Medical Association of India (HMAI) and Liga Medicorum Homoeopathica Internationalis (LMHI) Homoeopathica Internationalis. Dr. Singh has more than 60 published research work and articles in different Homoeopathic journals. He has also presented more than 200 papers and delivered lectures in CME, ROTP, Seminars, Conferences, Symposiums and Workshops for physicians, PG students, etc. He has been the guide, examiner and paper setter of homoeopathy in various universities. Dr. Singh also authored many books especially on Organon of Medicine. He was honoured with many awards for his contribution in homoeopathy.



DR. KUMARAVEL V.
ASSOCIATE PROFESSOR & H.O.D, NIH, KOLKATA

Dr. Kumaravel V is working as Associate Professor in the Department of Pathology & Microbiology at National Institute of Homoeopathy affiliated to West Bengal University of health Sciences, Kolkata. He received his Bachelor of Homoeopathic Medicine and Surgery (BHMS) and M.D. (Hom.) in Homoeopathic Materia Medica from Fr. Muller Homoeopathic Medical college, Mangalore, Karnataka in 2000 & 2004 respectively. He also completed MSc (Microbiology) from Vinayaka mission university, Salem, Tamil Nadu, in 2014. He is also pursuing Ph.D. under aegis of WBUHS, Kolkata. He is involved extensively on homoeopathic research field especially In-silico, In-vitro and clinical trials and also, he has to his credit paper publications in peer reviewed journals, presentations at various International and National conferences. His project named, "Understanding the mechanistic pathways of Homoeopathy medicine Cinchona (3C, 6C&12C) through in vitro study for their potential application as anti-viral drug to fight against COVID-19" has been accepted by ministry of Ayush. He conducted many ROTP/CME at NIH as Educational Officer. He implemented activities of GeM at NIH, Kolkata. He served as Drawing and Disbursing Officer (DDO) of NIH, Kolkata from Nov 2021 to Feb 2025 for various financial activities include Coordinating SFC (Standing Finance Committee), fund allotment and various PFMS activities. He also facilitated nationwide teleconsultations during COVID-19.

PHLORIZIN 3C: A PROMISING TREATMENT FOR DIABETES THROUGH OXIDATIVE STRESS MODULATION

ABSTRACT

Background: Reactive oxygen species (ROS) are highly reactive molecules that are produced as byproducts of normal cellular metabolism, particularly in the mitochondria. Under normal conditions, the body maintains a balance between ROS production and antioxidant defenses. However, in individuals with diabetes, excessive ROS production occurs due to factors such as hyperglycemia and mitochondrial dysfunction. This imbalance, known as oxidative stress, leads to the damage of cellular structures, including lipids, proteins, and DNA, which impairs cellular function. In diabetes, oxidative stress disrupts insulin signaling pathways, contributing to the development of insulin resistance, a key feature of Type 2 diabetes. Moreover, the elevated ROS levels trigger inflammation and damage blood vessels, exacerbating complications such as diabetic neuropathy (nerve damage), retinopathy (damage to the retina), and nephropathy (kidney damage). The persistent oxidative damage further accelerates the progression of these complications, making effective management of oxidative stress a critical target for improving long-term outcomes in diabetic patients.

Objectives: Testing the potential of Phlorizin, a flavonoid glycoside as a therapeutic agent for alternative treatment of diabetes through modulation of oxidative stress associated with diabetes in mice model.

Methodology: Phlorizin 3C was synthesized and the mechanism of its redox modulation as well as physiochemical characterization was performed in in vitro settings. To test the therapeutic potential of Phlorizin 3C, streptozotocin-intoxicated mice were treated orally with Phlorizin 3C.

Results: We demonstrated the potential efficacy of Phlorizin 3C in treating diabetes by showing its ability to rapidly lower blood glucose levels in diabetic mice. In addition to reducing glucose, Phlorizin 3C effectively increased insulin levels, enhancing the body's ability to regulate blood sugar. Moreover, it modulated inflammatory responses, which are often elevated in diabetes, thus mitigating chronic inflammation and its associated damage. Notably, throughout the study, no signs of toxicity or adverse effects were observed, indicating that Phlorizin 3C is not only effective in controlling diabetes but also safe for use without causing harmful side effects in the test subjects.

Conclusion: These findings may pave the way for clinical use of the Phlorizin 3C as safe medication of diabetes in human subjects.



DR. RAJA MANOHARAN

ASSOCIATE PROFESSOR & H.O.D, NIH, KOLKATA,

Dr. Raja Manoharan is working as Associate Professor in the Department of Homeopathic Pharmacy at National Institute of Homoeopathy affiliated to West Bengal University of health Sciences, Kolkata. He received his Bachelor of Homoeopathic Medicine and Surgery (BHMS) from Vinayaka Mission Homoeopathic Medical College, Salem, Tamilnadu in 2004 and M.D. (Hom.) in Homoeopathic Pharmacy from Vinayaka Mission University, Salem, Tamilnadu in 2007. He is also pursuing Ph.D. under aegis of WBUHS, Kolkata. He is also involved on homoeopathic research activities as Principal Investigator like A survey to evaluate the acceptance of Arsenicum album 30C as a prophylactic medicine for COVID-19 among the residents of Dharavi, Mumbai: A Cross-sectional survey and An Open Label Prospective, Single Arm/Pilot Study in COVID-19 patients with Homeopathic Intervention as add-on therapy. He has authored around fifteen research papers in peer-reviewed journals, contributing to the growing body of knowledge in homeopathic medicine. He is a Nodal Officer for implementation of Ayush Health Management Information System (AHMIS) and Ayush Next at NIH, Kolkata. He is also involved in development of Kalyani Herbal Garden of NIH, Kolkata. He is the Educational Officer and also, he facilitated nationwide teleconsultations during COVID-19 with free distribution of Arsenicum album 30C.

EVALUATING THE THERAPEUTIC POTENTIAL OF HOMOEOPATHIC PREPARATION OF MYRICA CERIFERA 3C IN NAFLD: TARGETING OXIDATIVE STRESS FOR HEPATIC PROTECTION

ABSTRACT

Background: Nonalcoholic fatty liver disease (NAFLD) is a common liver disorder characterized by abnormal lipid accumulation, which can progress to cirrhosis and hepatocellular carcinoma (HCC). Its rise, especially in developed countries, is linked to poor diets, sedentary lifestyles, obesity, and type 2 diabetes. Globally, NAFLD affects about 25% of the population, with prevalence in India ranging from 9% to 22%. The disease progresses from simple steatosis to non-alcoholic steatohepatitis (NASH), with oxidative stress playing a key role in its development. While antioxidants like vitamin E have been explored, their efficacy is inconsistent. Recent studies suggest Myrica cerifera, a plant with antioxidant properties, may protect the liver by modulating oxidative stress and mitochondrial function, offering potential therapeutic benefits for NAFLD. The Homoeopathic medicine of Myrica cerifera has marked action on liver and used to treat Jaundice with scanty, yellow frothy urine. However, no attempt was made to confirm the drug action of Homoeopathic preparation (Dilution) of Myrica cerifera 3C on NAFLD.

Objectives: The potential of Myrica cerifera 3C as a therapeutic agent for treating NAFLD was tested by assessing its ability to modulate oxidative stress, a key factor in the progression of NAFLD. In a mice model, the antioxidant property of Myrica cerifera 3C was evaluated for their effectiveness in reducing oxidative damage in the liver. The study aimed to observe how Myrica cerifera 3C could influence inflammatory responses and prevent liver damage associated with NAFLD. By targeting oxidative stress, Myrica cerifera 3C presents a promising alternative treatment for managing NAFLD and its related complications.

Methodology: To evaluate the therapeutic potential of Myrica cerifera, CCl4-intoxicated mice, a commonly used model for NAFLD, were orally treated with potency of Myrica cerifera 3C. The treatment aimed to assess Myrica cerifera 3C to mitigate liver damage induced by CCl4, which causes oxidative stress and inflammation, key factors in NAFLD progression. By monitoring changes in liver function, oxidative stress markers, and histopathological improvements, the study sought to determine the efficacy of Myrica cerifera 3C in preventing or reversing liver damage. This approach could provide insight into the plant's potential as a natural therapeutic agent for NAFLD.

Results: The efficacy of Myrica cerifera 3C in ultra-dilution was demonstrated in the treatment of NAFLD in mice without any toxicological implications.

Conclusion: These findings could open the door for the clinical application of Myrica cerifera 3C as a safe treatment option for NAFLD in humans.



DR. PRATIMA PAL
ASSOCIATE PROFESSOR, NIH, KOLKATA

Dr. Pratima Pal is working as Associate Professor in the Department of Homoeopathic Materia Medica at National Institute of Homoeopathy affiliated to West Bengal University of health Sciences, Kolkata. She received her Bachelor of Homoeopathic Medicine and Surgery (BHMS) from National Institute of Homoeopathy, Kolkata. and M.D. (Hom.) in Homoeopathic Materia Medica from D.N.De Homoeopathic Medical College & Hospital, Kolkata. She is also pursuing Ph.D. under aegis of WBUHS, Kolkata. She is involved extensively on teaching of both UG & PG students as well as have interest and involvement in homoeopathic research activities. She also facilitated nationwide teleconsultations during COVID-19.

RESEARCH PERSPECTIVE: ALLERGIC RHINITIS, HOMOEOPATHY, QUERCETIN

ABSTRACT

Background: Allergic Rhinitis affects about 20% to 30% of the Indian population. CAM including Homoeopathy are gaining popularity among the suffering population as a viable therapeutic strategy. Homoeopathic medicine Allium cepa is a frequently used medicine to relieve the acute symptoms of allergic Rhinitis. Onion is a rich source of Quercetin, a flavonoid which has been found to be effective in relieving allergic symptoms.

Objective: This presentation aims to analyze in brief the mechanism of action of Quercetin and the research questions which arise therefrom.

Scientific Session (Part – 1)
Successful cases through Individualization, Holism & Homoeopathy



PROF. (DR.) SAMIR KUMAR BHATTACHARYA
FORMER DIRECTOR, NIH

Prof.(Dr.) Samir Kumar Bhattacharyya was Former Director, H.O.D., & Professor in the Department of Homoeopathic Materia Medica at the prestigious National Institute of Homoeopathy affiliated to West Bengal University of Health Sciences, Kolkata. He received his Dip. NIH, Kolkata and M.D. (Hom.) Utkal University, Bhubaneswar, Odisha. He completed his Ph.D. in Homoeopathy from JRNV University, Udaipur, Rajasthan. He worked as Expert Committee Member for compilation of books in Central Council for Research in Homoeopathy, Govt. of India. Acted as ex-officio Member in Homoeopathic Pharmacopeia Committee, Govt. of India. He worked in Tsunami affected area of Portblair. He worked in team for treatment and prevention of Malaria in Garubandha District of Assam. He delivered lectures as invited Guest in Homoeopathy in Southwest College of Naturopathic medicine in Arizona, USA. He has to his credit as a Speaker, Chairperson and paper presentations at various International and National conferences such as Liga Medicorum Homoeopathica Intemationalis (LMHI), World Homoeopathy Day (WHD) conference, etc. A regular speaker in different CMEs/Seminars of Homoeopathic fraternity, he has been well-known for his clinical case presentations.



PROF. (DR.) ABHIJIT CHATTOPADHYAY
FORMER HOD, MATERIA MEDICA, NIH

Prof. (Dr.) Abhijit Chattopadhyay was Former Director, H.O.D., & Professor in the Department of Homoeopathic Materia Medica at the prestigious National Institute of Homoeopathy affiliated to West Bengal University of Health Sciences, Kolkata. He received his Bachelor of Homoeopathic Medicine and Surgery (BHMS) from Calcutta University and M.D. (Hom.) from JRN Deemed University, Udaipur. He is also pursuing Ph.D. under aegis of Parul University. As a part of administrative work he was CVO, Academic In-charge and Nodal Officer for NIH, Kolkata. He has worked He has a strong expertise in both academic and clinical fields. He has 38 years of professional experience and 28 years of teaching experience and has also presented many papers in seminars, published many articles in national and international peer-reviewed journals. He worked as Expert Committee Member for compilation of books in Central Council for Research in Homoeopathy, Govt. of India.



PROF. (DR.) AVIJIT SHEE BURMAN
PROFESSOR AND H.O.D

Prof. (Dr.) Avijit Shee Burman is Professor and Head, Department of Forensic Medicine & Toxicology at the National Institute of Homoeopathy (NIH), Kolkata, with 28 years of distinguished academic and clinical experience. A national scholar and alumnus from Ramakrishna Mission Vidyalaya, Narendrapur, West Bengal, he obtained his BHMS from the University of Calcutta and MD (Hom) from J.R.N. Rajasthan Vidyapeeth. Since 1997, he has imparted education to more than 2000 students and has served as a Postgraduate Guide and Examiner in Repertory since 2015. He has extensive clinical expertise in patient-care services in Repertory, Paediatrics, and Organon of Medicine OPDs with exemplary success rates at NIH, Kolkata. In addition to his academic and clinical roles, he has held key responsibilities as an examiner, paper setter, moderator, reviewer, validator, and head examiner in Forensic Medicine & Toxicology under the University of Calcutta and The West Bengal University of Health Sciences. He has also served as an External Examiner at NEIAH, Shillong, and as a Postgraduate Inspector for North Eastern Hill University (NEHU). He has worked in close association with India's highest public service recruitment body. He has served as the former Joint Director (I/c) of NIH, Kolkata. Other administrative contributions at NIH include serving as Chief Vigilance Officer, Ex-CPIO, Ex-Chairman of Swachh Bharat Abhiyan, Ex-MSO (I/c), and Ex-Hostel I/c. He is a recognized resource person in Forensic Medicine & Toxicology for national-level ROTP, CME programs and WHD, New Delhi, 2024. He is a Life Member of the Indian Science Congress Association and has presented research papers as a student scientist at ISCA sessions in Baroda (1992) and Goa (1993). He has numerous publications in national and peer-reviewed journals, including PubMed-indexed journals.

MAGIC OF HOMOEOPATHIC SIMILIMUM IN THE TREATMENT OF PSORIASIS: A CASE REPORT

Avijit Shee Burman, Subhrajit Paul

ABSTRACT

Background: Psoriasis is a chronic inflammatory, hyperproliferative skin disease clinically characterized by erythematous, sharply demarcated papules and rounded plaques covered by silvery micaceous scales.A rare variety of Psoriasis, Guttate type (2%) presents with the sudden appearance of many small erythematous papules, often covered with fine scales. Found more commonly in children and young adults, lesions are widely disseminated, particularly on the proximal extremities and trunk, as also sometimes on the face.Modern medicine uses systematic, local antibiotics and steroids for the treatment of Psoriasis. Whereas, Homoeopathy has an array of successfully treated, recorded and published cases.

Case: A female patient aged 56 years was having symptoms of dry itchy eruptions on both upper and lower extremities and back along with hyperpigmentation which aggravated during winter and while thinking of the ailments. The itching was ameliorated by scratching- which was diagnosed as Guttate Psoriasis. She had burning sensation in palms and soles, which was ameliorated by covering and putting on blankets. Her urine and stool were offensive and she was becoming hopeless regarding her recovery. On the basis of totality of symptoms, Psorinum in LM potencies were prescribed successively, and eventually the treatment was completed by Sulphur.

Conclusion: This patient of Guttate Psoriasis improved steadily and the symptoms disappeared entirely. No recurrence of symptom was observed in the last 3 years. This case record demonstrates the magic of homoeopathic similimum in the treatment of Psoriasis.



DR. PRASANTA RATH
PROFESSOR & HOD, PSM, NIH, KOLKATA

Prof. (Dr) Prasanta Rath is working as the Head of the Department of Community Medicine at National Institute of Homoeopathy, Kolkata since 2005. He has completed his BHMS degree from Dr Abhinn Chandra Homoeopathic Medical College & Hospital, Bhubaneswar, Odisha and MD (Hom) from JSPS Govt Homoeopathic Medical College, Hyderabad, in erstwhile Andhra Pradesh. He was awarded with the PhD from JRNV University, Udaipur, Rajasthan. Achieved the PG Dip Health and Family Welfare Management, Diploma in Applied Epidemiology and PG Diploma Hospital Management from National Institute of Health & Family welfare New Delhi. His area of Interest is Research Methodology and Biostatistics, and he has presented at various CME programmes and at different Universities in these two areas. He has also made oral presentation a in LMHI and World Homoeopathic Day. He is also a member of Public Health Association of India. He has co-authored good number of original research articles in peer reviewed journals. He also acted as PG Academic In-Charge from time to time and had great contribution to the shaping of PG Curriculum in NIH Kolkata.

HOMEOPATHIC MANAGEMENT OF PAPILLARY THYROID CARCINOMA (PTC): A CASE REPORT

ABSTRACT

Introduction: PTC is the predominant form of thyroid cancer, accounting for 80 to 85% of all thyroid cancer cases. In a report based on the Surveillance, Epidemiology, and End Results (SEER) database from 1975 to 2012, the incidence of PTC increased from 4.8 to 14.9 per 100,000 PTC occurs predominantly in middle-aged adults with a 3 to 1 female-to-male ratio; the median age at presentation is 50 years.

Case Presentation: A 40-year-old Muslim female, a housewife with one child and from a low socioeconomic background, presented to the NIH Cancer outpatient department with a painless swelling in the anterior pat of the neck, palpitations, weakness, and other symptoms suggestive of Papillary Thyroid Carcinoma (PTC). The patient was informed that surgery is the standard treatment for PTC, followed by long-term monitoring for recurrence and lifelong hormone replacement therapy. However, she expressed a desire to avoid surgery and was concerned about the potential side effects of radioactive iodine therapy. Instead, she chose to pursue homeopathic treatment and was prescribed Natrum mur in LM potency based on individualization. This led to an improvement in her quality of life, allowing her to avoid surgery and lifelong hormone therapy.

Conclusion: Early diagnosis and timely homeopathic intervention can result in an excellent prognosis for patients with PTC. Homeopathy may serve as an alternative treatment option, helping patients avoid surgery and lifelong hormone replacement therapy while enhancing their quality of life



DR. RAMKRISHNA GHOSH
ASSISTANT PROFESSOR & H.O.D., NIH, KOLKATA

Dr. Ramkrishna Ghosh is working as Assistant Professor & H.O.D in the Department of Surgery at the National Institute of Homoeopathy affiliated to West Bengal University of Health Sciences, Kolkata.He received his Bachelor of Homoeopathic Medicine and Surgery (BHMS) from MBHMC & H, Kolkata and M.D. (Hom.) two times in Case-taking & Repertory as well as in Organon of Medicine from National Institute of Homoeopathy, Kolkata. He is also pursuing Ph. D. under aegis of WBUHS, Kolkata.

A CASE OF PERIAMPULLARY CARCINOMA TREATED WITH INDIVIDUALISED HOMOEOPATHIC TREATMENT

ABSTRACT

Periampullary carcinoma (PAC) is a rare but significant malignancy, accounting for approximately 0.2% of all gastrointestinal solid tumours and about 20% of all periampullary cancers. It encompasses adenocarcinomas originating from the pancreatic head, duodenum, ampulla of Vater, and lower bile duct. Diagnosing PAC is primarily based on clinical presentations such as jaundice, which occurs due to the tumour blocking the bile duct, causing bile to enter the bloodstream rather than flowing into the intestines. Diagnostic methods commonly include endoscopic duodenoscopy with retrograde pancreatography or cholangiography. The hallmark symptoms of ampullary cancer include jaundice, loss of appetite, weight loss, abdominal pain, back pain, pruritus, vomiting, diarrhoea, gastrointestinal bleeding, pancreatitis, and pale, greasy stool. Surgical resection remains the most effective curative approach, with a mortality rate of less than 10% when performed by experienced surgeons. However, even after resection, the 5-year survival rate is approximately 30-40% for carcinomas of the ampulla, duodenum, or lower bile duct, and around 10-15% for carcinomas of the pancreatic head. Unfortunately, palliative surgical, chemotherapeutic, and radiotherapeutic procedures do not significantly prolong life.

Case Overview: A 60-year-old male patient presented at the NIH OPD with complaints of ineffective defecation, scanty stool, straining during defecation, and generalized itching without eruptions. Magnetic Resonance Cholangiopancreatography (MRCP) indicated obstructive jaundice due to a dilated biliary system and pancreatic duct, suggesting periampullary carcinoma. Blood tests also revealed elevated liver enzyme levels. After detailed case-taking, the patient was prescribed a single dose of Thuja occidentalis 10M, with regular follow-ups over an 8-month period. The treatment showed promising results, with resolution of the tumour and normalization of liver enzyme levels, suggesting the potential efficacy of individualized homoeopathic treatment for periampullary carcinoma.



DR. AUSTIN JOSE THOMAS

DEPUTY MEDICAL SUPERINTENDENT, NIH, KOLKATA

Dr. Austin Jose Thomas is working as Deputy Medical Superintendent in the attached Hospital of National Institute of Homoeopathy, Kolkata. He received his Bachelor of Homoeopathic Medicine and Surgery (BHMS) Government Homoeopathic Medical College, Madurai, Tamil Nadu in 2003 and M.D. (Hom.) from JSPS Homoeopathic Medical College, Hyderabad in 2006. He is also pursuing MBA in Hospital Management at Madurai Kamaraj University, Tamil Nadu. He is also involved on homoeopathic research activities as Principal Investigator in A Survey to Determine the Usage of Arsenicum Album 30C as a Prophylactic Medicine for COVID-19 Among the Residents of Thirumangalam, Madurai: A Cross-Sectional Survey.He has authored around six research papers in peer-reviewed journals, contributing to the growing body of knowledge in homeopathic medicine. He was the Nodal Offcer for implementation of Pilot Project for Tele Homoeopathy in Tripura. He served as Drawing and Disbursing Officer (DDO) of NIH, Kolkata for various financial activities include Coordinating SFC (Standing Finance Committee), Governing Body (GB), & implementation of AHMIS. He also facilitated nationwide teleconsultations during COVID-19.

REAL-TIME, HANDS-ON LEARNING: BRIDGING EDUCATION AND CLINICAL PRACTICE IN HOMOEOPATHY

ABSTRACT

Introduction: This presentation aims to highlight the importance of real-time, hands-on learning in shaping the future homoeopathic professionals who are capable of delivering holistic, patient-centred care. The Role of the Inpatient Department (IPD) and Bedside Teaching (BST) in Homoeopathy Education: The IPD plays a vital role in the education of Homoeopathic students. Serving as a lively space for students to apply their academic learning, the IPD allows students to witness and engage in clinical decision-making and patient care. BST, a practice introduced by Sir William Osler, further augments this learning by allowing students to work directly with patients in clinical settings.

Key learning experiences in BST help refine critical clinical competencies, which include:

- Observation and assessment of patients
- Case-taking and history gathering
- Conducting physical examinations
- Effective patient communication
- Development of diagnostic reasoning and empathetic care

Through these activities, students nurture essential clinical skills such as professionalism, empathy, and the ability to make informed decisions in patient care. The IPD is integral in developing future Homoeopathic practitioners. Moreover, clinicians in the IPD serve as role models, guiding students through the hands-on application of Homoeopathic principles by integrating theoretical knowledge with clinical experience. Through scaffolding techniques, mentorship, and constructive feedback, clinicians help students develop their clinical reasoning and problem-solving abilities.

Case Studies: To further emphasize the importance of the real-time adaptive approach to treatment learning, two case studies are presented to illustrate the adaptive treatment strategies based on continuous clinical observations.

Case 1: A patient suffering with Psoriasis for 3 years presented a unique challenge. The treatment plan was modified daily based on continuous observations and patient responses. Prescription changes were made with clear justifications, ensuring that the treatment remained flexible and responsive to the patient's evolving condition. The patient received a speedy recovery with Cortisone 200 and Ignatia amara in fifty millesimal potencies. This case highlights the importance of real-time clinical adjustments in managing chronic conditions effectively.

Case 2: A patient suffering with Malunion of an old Fracture for 4 years with the help of X-ray findings and referred the same in the Knerr's repertory was given Bovista lycoperdon in fifty millesimal potencies paved the way to speedy recovery. By combining both clinical observations and homoeopathic principles, the treatment plan was tailored for the patient's recovery, demonstrating the efficacy of a personalized, adaptive approach to patient care.

Conclusion: The integration of IPD into Homoeopathic education is essential for the promotion of well-versed, compassionate, and competent practitioners. By offering students hands-on experience in real-world clinical settings, we equip them with the skills and knowledge necessary for delivering holistic and effective patient care. This approach not only improves their clinical expertise but also promotes empathy and professionalism, ensuring that future Homoeopathic practitioners are prepared to provide optimal care to their patients.



DR. NAOSEKPAM PRIYADARSHINI
DEPUTY MEDICAL SUPERINTENDENT, NIH, KOLKATA

Dr. Naosekpam Priyadarshini is working as Deputy Medical Superintendent in the attached Hospital of National Institute of Homoeopathy. Kolkata. She received her Bachelor of Homoeopathic Medicine and Surgery (BHMS) from National Institute of Homoeopathy, Kolkata. She is involved in hospital clinical activities and also a member of ICC of NIH, Kolkata. She also facilitated nationwide teleconsultations during COVID-19.

CASE REPORT ON SENSORINEURAL HEARING LOSS

ABSTRACT

Sensorineural hearing loss (SNHL) is a type of hearing loss that occurs when the inner ear or auditory nerve is incapacitated due to damaged or missing hair cells in the cochlea. It's the most common type of hearing loss wherein there is ringing in the ears, dizziness, difficulty hearing soft sounds, etc, and is usually permanent affecting the psychological, social and functional aspect of the individual. The conventional treatment methods being the use of hearing aids, cochlear implants etc., Homoeopathy aims to treat the ailment with the help of Homoeopathic individualised remedy. A case of sensorineural hearing loss in a patient aged 74years and hearing loss in a child aged 6years are being presented, which gradually improved after treatment with Homoeopathic medicine at the OPD of National Institute of Homoeopathy, Kolkata.



DR. SUBHASH CHAUDHARY

OFFICER-IN-CHARGE, ASSOCIATE PROFESSOR, PRACTICE OF MEDICINE

NIH,DELHI

Dr Subhash Chaudhary is an accomplished medical professional with over 20 years of experience in Homoeopathy. He is currently serving as Officer-In-Charge & Associate Professor of Medicine at NIH Delhi. He is a member of Editorial Advisory Board of Health Education Bureau-CASS, New Delhi; Editorial Member of Journal of Homoeopathy, NIH, Kolkata; Nodal Officer Ayush Grid & Examiner, Guide of BHMS & M.D (Hom.) courses at various universities.Dr. Chaudhary has published over 200 scientific articles in various journals including Covid-19 research paper published in the Journal of Health Education Bureau (HEB-CASS) and Compendium of Selected Research Publications on Ayush Interventions for Covid-19 published by Ministry of Ayush. He has delivered over 100 scientific papers at national and international conferences including a notable presentation on neurological diseases & Homoeopathy at AIIMS, New Delhi. He has received numerous accolades, including Significant Contribution Award from AIIMS, Delhi, Certificate of Appreciation from HIDCO, W.B. and Ministry of Ayush for highest Tele-consultations, during Covid-19. Excellence Service Award by Chikitsa Sansar, M.P. during Muzaffarpur Encephalitis, Educator Award by Dr. Lal Singh Homoeopathy, Delhi and Guide of Thesis on Breast-Cancer nominated for best thesis by CCRH. Additionally, he was a National Scholarship holder of U.P. (Category Merit-A) from 1994 to 2002.

IMPACT OF COMPREHENSIVE HOMOEOPATHIC MANAGEMENT IN CRITICAL ILLNESS

ABSTRACT

Background: Homoeopathy offers a dynamic treatment regime. The combination of critical care and homoeopathy may seem unconventional, as critical care typically relies on medical interventions and technologies, whereas homoeopathy is more holistic and natural in its approach. However, there are instances where homoeopathic treatment has been integrated with critical care management at NIH, Delhi.

Objective: To evaluate the effectiveness of homoeopathic treatment combined with auxiliary support in improving clinical outcomes in the management of critically ill patients admitted in IPD.

Methodology: The study focuses on three cases of acute exacerbation of chronic diseases treated at NIH Delhi's advanced IPD. These cases are Severe Dyspnoea due to COPD; Severe Polyarthralgia in Sero-negative Rheumatoid arthritis and Malignant hypertension treated with indicated remedies with suitable potency after proper case assessment & clinical observation.

Result: Indicated similimum has impacted in all three cases with rapid improvement in clinical symptomatology when integrated with auxiliary support as observed in first admitted case MGPS oxygen support with nebulisation improved SpO2 levels, in second case, severe pain & immobility was relieved with intermittent hot fermentation and in third case rapid control of blood pressure levels with intensive monitoring.

Conclusion: The integration of homoeopathic treatment with comprehensive care in the treatment of critically ill patients in the IPD at NIH, Delhi, offers promising outcomes and rapid relief. This integration demonstrates the potential for a more comprehensive, patient-centered treatment strategy, fostering quicker recovery and better overall patient well-being.

10th APRIL

SEMINAR HALL- 3 (FF)

10th April 2025

Time: 3:00 PM to 5:00 PM

Scientific Session II
Standardising & Modernizing Homoeopathy: A Path Towards Global Recognition

Chairperson:

- Dr Raj K Manchanda, Chairperson, AYD 07, Bureau of Indian Standards (Former Director, Dte. of Ayush, Govt. of Delhi)

Co-chairperson:

- Mr S B Dangayach , Founder Trustee of Innovative Thought Forum

Speakers:

- Dr. Raman Mohan Singh, Director, Pharmacopoeia Commission for Indian Medicine & Homoeopathy (PCIM&H)
- Dr. Kumar Vivekanand, Research Officer/S-4, CCRH
- Dr. Navin Pawaskar, Director, JIMS, Hyderabad
- Dr D S Bhar, MD, HAPCO, Kolkata
- Dr. Rachna Paliwal, Assistant Drug Controller (India) Homoeopathy, Ayush vertical of CDSCO, Ministry of Ayush and Member, SCDS, CCRH
- Mr. Vishwajit Kale, Bioanalytical Sciences Professional, Mumbai
- Dr. Binit Kumar Dwivedi, Research Officer/S-3, CCRH
- Gaurang Oz, Managing Partner of Vaibhav Analytical Services, Ahmedabad

Convenor:

- Dr. Kumar Vivekanand, Research Officer/S-4, CCRH

Rapporteur:

- Dr. Indra Gaurav Saxena, Senior Research Fellow, CCRH
- Ms. Pragati Rathore, Junior Research Fellow (Chemistry), CCRH

Background Note

The discovery ofHomoeopathy by Dr. Samuel Hahnemann in the early 19th centuryrevolutionized healthcare, and today, it is practiced in over100 countries worldwide. However, for Homoeopathy to achieve broader integration intomainstream healthcare, it must align withmodern scientific methodsand implementeffective standardization practices. Recognizing this need, theWorld Health Organization (WHO)has emphasized theintegration of Traditional Medicine, including Homoeopathy, into national healthcare systems, with a focus on standardization to enhancepublic health outcomes.

In India, theMinistry of AYUSH, in collaboration with theBureau of Indian Standards (BIS), has taken a significant step towarddeveloping standards for homoeopathic products and services. The establishment of theHomoeopathy Sectional Committee (HSC) under the AYUSH Department at BISmarks a proactive initiative to createevidence-based standardsthat ensurequality, consistency, and safetyin Homoeopathy. This initiative brings together key stakeholders—regulators, industry experts, researchers, practitioners, and policymakers—to developcomprehensive and practical standardsfor the sector.

Role of BIS in Standardization

BIS, India'snational standards body, is responsible forformulating and enforcing product standardsto ensurequality and safetyacross industries. TheIndian Standards (IS)developed by BIS serve asvoluntary guidelines, unless mandated by government orders. VariousStandards Developing Organizations (SDOs)also contribute to sector-specific standardization, withPCIMH(Pharmacopoeia Commission for Indian Medicine & Homoeopathy) focusing on regulatory standards. BIS ensuressynergy in standardization efforts, preventing duplication or conflicts across different bodies.

In India,homoeopathic medicines are regulated under the Drugs & Cosmetics Act and Rules, ensuringsafety and qualityin pharmaceutical production. Additionally, manufacturers must comply withGood Manufacturing Practices (GMP)for accreditedproduction, packaging, and distribution. While the regulatory framework is robust, practical implementation challenges persist. Indian Standards, thoughvoluntary, help bridge these gaps, and increasedconsumer awareness of ISI or BIS certificationcan drive improvements inhomoeopathic products and services.

Milestones in Homoeopathy Standardization

BIS has published the firsttwelve standards related to Homoeopathy, which are accessible on theofficial website(https://standardsbis.bsbedge.com/). This marks asignificant milestonein ensuring thequality and standardization of homoeopathic practices. The development of these standards reflects acollaborative effortand represents amajor achievement for the homoeopathic community.

The introduction ofBIS certification (ISI mark)aims to:

- Enhance trustin homoeopathic products by ensuringquality at both raw material and manufacturing levels.
- Improve consumer confidenceby offering transparent,standardized homoeopathic products and dispensing practices.
- Filter out substandard products, ensuring that onlyhigh-quality homoeopathic

medicinesare available in the market.
- Align industry practices with regulatory frameworks, fosteringbetter compliance and safety.

Benefits of Standardization for the Industry

Standardization providesnumerous benefitsto thehomoeopathic industry:

- Quality Assurance:Enhances productreliability, safety, and effectiveness.
- Market Expansion:Facilitatesbetter market access, enabling products tocompete globally.
- Regulatory Compliance:Aligns industry practices withnational and international standards.
- Consumer Confidence:Encourages trust incertified products, improving their acceptance.
- Innovation & Sustainability: Supports research-driven advancementswhile ensuring sustainable growth.

Stakeholder Participation in Standardization

The development, implementation, and evolutionof standards require active participation from:

- Academic Institutions & R&D Organizations– Generate knowledge and innovations that shape standards.
- Industry & Industry Associations– Ensure standards meetpractical applications and market needs.
- Consumer Groups– Provide feedback onsafety, quality, and performance, aligning standards withpublic expectations.
- Government & Regulatory Bodies– Enforce compliance, ensuring adherence tolegal and policy frameworks.
- Experts & Technologists– Offerspecialized knowledgeto drivetechnical advancements in standardization.

A New Era for Homoeopathy

Thepublication of these initial standardsmarks the beginning of anew era for Homoeopathy in India, paving the way for awell-regulated and high-quality healthcare system. Moreover,BIS standardization effortsserve as afoundation for international recognition, positioning India's homoeopathic standards on theglobal platform, including the International Organization for Standardization (ISO).

Stakeholders arestrongly encouragedtoactively participatein ongoingstandardization initiativesto furtherstrengthen the homoeopathic healthcare systemin India. Their engagement will beinstrumental in shaping the future of Homoeopathy, ensuring its integration into mainstream healthcarewhile maintaining itscore principles of safety, efficacy, and accessibility.

The deliberationsin this session will primarily focus on the following key areas:

- Importance of Standards and their Role in Shaping the Future of the Homoeopathy Sector
- Standardization and Certification process
- Lessons learned and best practices for industries and policymakers
- Innovation and R&D in Indian Industries
- Identification of New Areas for Standardisation
- Exploring opportunities for collaboration between industries, academia, and policymakers



DR RAJ K MANCHANDA

CHAIRPERSON OF HOMOEOPATHIC SECTIONAL COMMITTEE, BUREAU OF INDIAN STANDARDS
(FORMER DIRECTOR, DTE. OF AYUSH, GOVT. OF DELHI)

Dr Raj Kumar Manchanda is currently working as Chairperson of Homoeopathic Sectional Committee, Department of Ayush, at Bureau of Indian Standards, Government of India, Secretary for Information & Communication, Liga Medicorum Homoeopathica Internationalis, Germany. Former Director, Directorate of Ayush, Government of Delhi, India (2019-2023). He has distinguished experience of more than 40 years, as clinician, researcher, teacher, and health administration. Worked in various positions within the Government sector, most importantly Director General, at Central Council for Research in Homoeopathy, under Ministry of Ayush. He has 215 peer reviewed publications as per the Google Scholar Citation report. He has also contributed in the field of academic as co-author_of book: “Textbook of Dermatology for Homoeopaths” in English and Spanish language. Also Provided supportive supervision as Principal Investigator/Co-PI to more than 30 clinical, 22 fundamentals, 40 verifications, 20 drug proving studies and 3 public health programs. 10 MoUs with different organizations in USA, UK, Mexico, Argentina, Canada, Armenia, Australia, Brazil, Germany, and Israel and 30 MoUs with homoeopathic medical colleges within India were signed for creating a network for National & International multicentric studies.



MR S B DANGAYACH

DIRECTOR, PHARMACOPOEIA COMMISSION FOR INDIAN MEDICINE & HOMOEOPATHY, GHAZIABAD

Mr S B Dangayach is a distinguished alumnus of IIMA.After spending 45 years in corporate world in leadership positions,he is now busy as Founder Trustee of Innovative Thought Forum -an India centric “think+act “ tank and as National Vice President of Arogya Bharati .He is also former Chairman of “environment and plastic image committee of Plastindia Foundation .”Mr Dangayach is an independent director on the boards of Gujarat Mineral Development Corpn Ltd(GMDC) and Gujarat Alkalies and Chemicals Ltd (GACL).He is also on the board of governors of Auro University ,Surat. Mr Dangayach is an ardent supporter of Homoeopathy and is a patron member of Global Homoeopathy Foundation (GHF). He was actively involved with Homoeopathy industry and was chairman of Healwell International Limited until a few years ago . Mr Dangayach is a strong proponent of integrating all health and medicinal sciences for improvement of both public and personal health .He has been pushing for a much larger role for AYUSH everywhere Mr Dangayach is a passionate supporter of green ,clean and sustainable development . He has been advocating integration of renewables in the energy mix for improving access ,availability and affordability of energy to all in India . He views waste as a resource at wrong place and has been an ardent supporter of waste to wealth creation . He has been focusing on micro enterprises and is evolving simple modules like VyaparSutra for empowering them. He has recently compiled an anthology on “Pragmatic ways for Atmanirbhar Bharat “that contains articles of 75 India centric thought leaders .



DR. RAMAN MOHAN SINGH

DIRECTOR, PHARMACOPOEIA COMMISSION FOR INDIAN MEDICINE & HOMOEOPATHY, GHAZIABAD

Dr. Raman Mohan Singh is the Director of the Pharmacopoeia Commission for Indian Medicine & Homoeopathy (PCIM&H), serving as both Chief Executive Officer (CEO) and Chief Scientific Officer (CSO). With over 36 years in the pharmaceutical industry, Dr. Singh has played a pivotal role in drug research, quality assurance, and pharmaceutical development. He holds a Master's in Organic Chemistry and a Ph.D. in Bio-inorganic Chemistry from Delhi University. Dr. Singh's career includes significant positions, notably as Director of the Central Drugs Testing Laboratory in Mumbai, where he achieved NABL accreditation and implemented advanced management systems. He also oversaw the National Tobacco Testing Laboratory and served as Deputy Assistant Director General at the Government Medical Store Depot. He has contributed extensively to the Indian Pharmacopoeia, publishing several editions and addendums, and representing India on international platforms like the US and European Pharmacopoeias. A respected researcher, Dr. Singh has numerous publications in esteemed journals and is frequently invited to speak at national and international workshops and congresses. His expertise has earned him several awards, recognizing his contributions to pharmaceutical analysis and the development of drug testing standards in India and globally.

HOMOEOPATHIC PHARMACOPOEIA OF INDIA: A COMPENDIUM OF PHARMACOPOEIAL STANDARDS FOR HOMOEOPATHIC DRUGS

ABSTRACT

Pharmacopoeia Commission for Indian Medicine & Homoeopathy (PCIM&H) is a subordinate office, publishes the Homoeopathic Pharmacopoeia of India (HPI) on behalf of the Ministry of Ayush, Government of India. PCIM&H is actively engaged in the development and revision of pharmacopeial standards for ASU&H drugs. Apart from this, Government of India has assigned regulatory status as 'Central Drugs Testing cum Appellate Laboratory for Indian Medicine & Homoeopathy" to PCIM&H. PCIM&H is also extending its technical support to BIS for making Standards for ASU&H drugs. The creation of the Homoeopathic Pharmacopoeia of India become essential to standardize and systematize the production of Homeopathic medicines, ensuring that practitioners get access to medicines of known potency and consistent therapeutic action. The purpose of the HPI is to promote public health in India through the provisions for enforceable standards for the quality of Homoeopathic Medicines and fulfilment of the requirements under the Drugs and Cosmetics Act, 1940 and Rules thereunder. The procedure for standards development of the HPI is decided by the PCIM&H, and approval of monographs and other texts proceeds through an efficient and transparent process, which is based on scientific co-operation between the committees of Homoeopathy Sub-Committee (HSC), Pharmacopoeia Committee (PC) and Scientific Advisory Board (SAB). These committee members give their time, expertise and experience to publish the quality standards that are continually revised in line with scientific developments. The present HPI, Volume-XI comprises 68 standards, including 59 revised standards from previously published Volumes of HPI and 09 new standards. So far, 1179 Pharmacopeial standards have been published in eleven volumes of HPI. Out of the 1179 monographs, 549 are on standards of plant origin, 351 are on chemical origin, 34 are on zoological origin, and 14 are nosodes. Additionally, 224 of these standards have been published twice, and 7 have been published three times. These standards may be purchased in printed copies as well as through an online portal (www.portal.pcimh.gov.in) by paying the nominal cost via digital mode of payment.



Dr. Kumar Vivekanand, Research Officer (H)/Scientist-4, CCRH at
AYUSH DEPT. BUREAU OF INDIAN STANDARDS

Dr. Kumar Vivekanand, PhD (Hom), has recently been posted in the Bureau of Indian Standards as Member Secretary of the Homoeopathy Sectional Committee (AYD 07) for the standardization work related to homoeopathy. The job content includes making the Committee's Action Plan (AAP), which considers future trends, industry needs, and areas requiring standardization, Ensuring Smooth Committee Operations, drafting & crafting draft standards after feedback from stakeholders and committee members, which includes the review process, addressing comments, and ensuring drafts adhere to BIS guidelines, etc. along with various administrative tasks for the department, & managing the BIS portal of the AYD 07 committee. He has completed his BHMS in 2000 and MD (Hom) in 2008 from National Institute of Homoeopathy, Kolkata. Later joined CCRH in 2009, then worked in Ministry of AYUSH, up to 2016. During his tenure at Education Policy Section of Ministry of AYUSH, Govt. of India entrusted with policy making for Development, Regulation, Research and Popularization of Ayurved, Unani, Siddha, Homoeopathy and Yoga & Naturopathy. During his tenure in CCRH, he was involved in developing clinical research protocol and coordinating Fundamental & Collaborative Research studies of CCRH, Extra Mural research Scheme of Ministry to undertake evidence-based, inter-disciplinary, translational research studies to validate the efficacy/concepts of Homoeopathy on scientific parameters, ISO and NABH related matters. Has published more than 10 articles in reputed journals. Visited Bangladesh to discuss the issues pertaining to the implementation of provisions of Homoeopathy Regulations and Brugge, Belgium to attend the annual expert meeting of European Committee for Homeopathy (ECH). Dr. Kumar Vivekanand, also worked as Registrar-cum-Secretary of Central Council of Homoeopathy, a Statutory Body under Ministry of AYUSH, Government of India. The job content includes to regulate minimum standards of education in Homoeopathy; recommend Central Govt. for permission of opening of new colleges, increase of seats and starting of new or higher course of studies; advise/recommend to Central Government for recognition or withdrawal of recognitions of medical qualification in Homoeopathy; maintain the Central Registrar of Homoeopathy; prescribe standards of professional conduct, etiquette and code of ethics to be observed by the Homoeopathic practitioners etc

STANDARDIZATION OF HOMEOPATHIC PRACTICES: THE ROLE OF THE BUREAU OF INDIAN STANDARDS (BIS) IN ENSURING QUALITY AND SAFETY

Kumar Vivekanand, S K Kanogia, Raj K Manchanda

ABSTRACT

The Bureau of Indian Standards (BIS), the National standards body of India is responsible for ensuring the quality and safety of products and practices in India. It develops and maintains standards across diverse sectors, serving as benchmarks for quality and reliability products and services, including healthcare ecosystem. These standards not only promote consumer confidence but also encourage trade and innovation. Recognizing the need to adapt to evolving market dynamics and emerging technologies, BIS continually updates its standards to suit the country and industry needs, accommodate new sectors and address emerging fields. A dedicated department for standardization in the field of Ayush was established in the year 2022 in BIS to take up standardization in the field of Ayush systems, i.e. Ayurveda, Yoga, Naturopathy, Unani, Siddha, Sowa rigpa, and Homoeopathy including traditional and modern aspects of products and services of these systems. This initiative aims to develop national and international standards to ensure product purity, enhance consumer trust, and boost trade. The Homoeopathy Sectional Committee (AYD 07), one of seven committees under the Ayush Division Council, is responsible for formulating Indian Standards in the field of Homoeopathy. including traditional and modern aspects of products and services. The committee is represented by ministry, regulators, industry, professionals, researchers, academia, consumer organizations and policymakers. The standards formulated under the committee aims to ensure the quality, safety, and consistency of homeopathic practices. As a result of this initiative, the Homoeopathy Sectional Committee (AYD 07) is able to published twelve Indian standards covering subject areas including standardized terminology for Homoeopathic terms (IS 18926:2024), standards for globules (IS 18947:2024), non-medicated tablets (IS 18946:2024), and herbs such as Millefolium and Alfalfa (IS 18975:2024, IS 18978:2024), along with standards for their hydro-alcoholic extracts (IS 18979:2024, IS 18977:2024, IS 19134: 2025, IS 19135: 2025, IS 19130: 2025). In addition, the standards on materials like glass (IS 19085:2024) and plastic containers (IS 19084:2024) have also been published to ensure uniformity and safety in homoeopathic preparations. The committee has identified key subjects for standardization and the expert of working groups formed by the Homoeopathy Sectional Committee are working to formulate Indian Standards on these subjects including equipment for potentization, excipients, nosodes, wellness centres etc. The standardization of homeopathic practices marks a significant step toward improving quality, safety, and reliability, both in India and globally. These efforts play a crucial role in advancing homeopathy, fostering innovation, and integrating it into the global healthcare system.



DR. NAVIN PAWASKAR
DIRECTOR, JIMS, HYDERABAD

Navin Pawaskar is a healthcare consultant with over 25 years of experience in healthcare, he has made significant contributions in various sectors, including clinical care, research, education, and public health. As a Healthcare Consultant, they have provided guidance to several organizations since 2013. They served as Director at multiple healthcare-related entities, such as JIMS Healthcare, Parimal Projects Private Limited, Validus Healthcare, and Ariv Integrative Healthcare Private Limited, focusing on integrative healthcare models, hospital designs, business strategies, and information technology. In 2021, they founded Primary Healthcare Foundation, an NGO advocating for primary healthcare. With 10 years in disaster management, 20 years of administrative leadership, and 28 years of clinical experience, he has contributed to multiple boards and committees, including the National Commission for Homoeopathy and the COVID Task Force-AYUSH. Their research and teaching experiences span 18 and 16 years, respectively, and they have published extensively, with over 40 scientific writings and 6 research papers in indexed journals. Recognized for his expertise, he has received several prestigious awards, including Excellence in Homoeopathy (2022) and the Vaidya Seva Ratna (2022), underscoring their dedication to the advancement of healthcare and integrative medicine.

STANDARDISING & MODERNIZING HOMEOPATHY: A PATH TOWARDS GLOBAL RECOGNITION

ABSTRACT

India aspires to be a global leader in homoeopathy. The importance of standards in this field is a crucial factor in establishing India's role as a global leader. Standardization, a tool that creates common and acceptable ways of working, has a significant impact on the everyday lives of consumers and stakeholders. It simplifies and makes their lives more predictable. The process of standardization has laid the foundations for major improvements in operations, productivity, outcomes, and innovation. Standards set as benchmarks help set up the quality, safety, and compatibility of products and services. Research shows that standards help organizations conduct seamless business and build consumer and stakeholder confidence. Moreover, in some sectors, compliance with standards is a legal requirement. The importance of Standards in Homoeopathy is not less critical than in any other industry, especially healthcare that deals with humans and life in general. The Homoeopathic Industry in India is not just a local player, but an aspiring global force. With government patronage, significant public and private sector investments, and more than half of homoeopathy consumers residing in India, the country is poised to lead the global homoeopathic industry. For India to be a global leader and collaborator,

the homoeopathic industry must work on defining its standards, mainly in clinical services, education, research, and products. Standardization is not just a process, but a pathway to progress. It will help the homoeopathic industry in India to enhance its global standing, improve the quality of its products and services, and foster innovation.

How will standardization help? It will pave the way for a brighter future.

Academics Transcripts: Academic institutions, professional licensing bodies, and employers in the homoeopathic industry often partner with World Education Services (WES) to evaluate the credentials of candidates educated abroad. WES provides document-by-document Reports and Course-by-Course Reports, which are crucial for maintaining standardization in the evaluation of academic qualifications. Products: Homoeopathic products that are Certified for drug purity, quality, vehicle quality, impurities, contaminations, and measure of active constituents present in the drugs provide consumers with assurance of their safety and efficacy. This certification is a result of standardization processes that are crucial in the homoeopathic industry.

Research: Standard protocols, research designs, statistical methods, safety, and ethical compliance lead to publication in standard-indexed peer-reviewed journals, which are research with better translational value.

There are new areas of standardization that need exploration. Some of them are as follows.

1. Source certification for procurement of raw materials, especially Biological and Botanical.

2. Standardization of extraction process food and pharma grade (Aqueous-Alcohol-Enzymatic-Thermal-Cold-Ultrasound-PEF-Micro-Wave) etc.

3. Standard Lab-Pilot-Commercial- models of extractions for drugs.

Standardization in research designs and nomenclature is particularly important in the context of 'individualized Homoeopathy Research'. This refers to research that focuses on the unique response of each patient to homoeopathic remedies, and standardization ensures that these responses are accurately documented and reported.

5. Describing education methods vis-a-vis Homeopathic education. Education methods, tools, and techniques for delivering concepts, skills, applications, complex problem solving, integration, etc.

If we follow the path of standardization, India has the potential to become a production hub for Homoeopathy, the largest source of human and knowledge capital, and hence emerge as a comprehensive global leader.



DR D S BHAR

MD, HAHNEMANN PUBLISHING COMPANY PRIVATE LIMITED(HAPCO), KOLKATA

With an M.Sc. in Chemistry (1969) and a Ph.D. in Organic Chemistry (1973) from Calcutta University, Dr Bhar has made substantial contributions to both natural product chemistry and homoeopathy. Following post-doctoral research, he has published numerous articles in prestigious international journals, focusing on both natural products and homoeopathic sciences. In 1975, he joined HAPCO and became its Managing Director in 2008. As the President of the Federation of Homoeopathic Manufacturers of India (FOHMI) and an executive member of the Bengal Homoeopathic Manufacturers' Association, he has played a pivotal role in the development of the homoeopathic pharmaceutical industry. Additionally, he contributes to several Central Government Committees, including the Pharmacopoeia Commission for Indian Medicine and Homoeopathy (PCIMH) and the Scientific Advisory Committee of DACRRI under CCRH. He has developed and standardized methods for preparing and testing drug substances and finished products essential for homoeopathic medicine. His ongoing research includes studying the expiry time of homoeopathic medicines and physico-chemical changes in drug substances. In the education sector, he serves as a resource person for various training programs and as an honorary teacher at the W.B. Council of Homoeopathic Medicine for a Certificate Course in Homoeopathic Pharmacy.

CHALLENGES FOR THE INDUSTRY IN STANDARDISATION OF HOMOEOPATHIC DRUGS

ABSTRACT

In this rapidly advancing world, standardization plays a crucial role in promoting efficiency and ensuring quality. In the industrial processes standardization serves as a foundation for progress and development. Standards provide a benchmark for quality control. When a product comply with recognized standards, consumers can expect a certain level of performance, reliability, and safety. This increases confidence in customers and fosters trust in brands and industries. In the field of pharmaceuticals, standardization plays a very important role. As medicines are considered as weapons used by physicians in their battle against diseases and a battle can never be won if the weapons are faulty and bad. It is the duty of pharmaceutical industriy to supply proper standard weapons for the battle of mankind against diseases. For the Indian Homoeopathic Pharmaceutical industry, Homoeopathic Pharmacopoeia of India (HPI) has already set standards of medicines, but in this fast-changing world those standards require constant upliftment and homoeopathy is facing this challenge very badly. As homoeopathy being a very novel method of treatment, in its philosophy and practice, so far revolved mainly around the philosophy, sometime partially ignoring the practical aspects. Proper documentation of collection and the quality of the source material or precise method of processing is some time lacking posing a problem for the pharmacists for preparation of medicine having uniform standard. The preparation of medicines from raw materials of Nosode origin or from Imponderabilia have become impossible because of lack of data about standard of their starting material. Potentised medicines, the main stay of homoeopathic pharmaceuticals, are suffering from uniformity in their quality because of absence of proper SOPs for their preparation. Lack of protocol for preparation of combination products, which are regarded as unscientific and un-homoeopathic by the classical homoeopaths, leads to avalanche of those type of products in the market, with scanty respect to the ethics, science and philosophy of homoeopathy, making the path of standardisation and advancement of homoeopathic science more difficult. Science is not a static subject. With new findings in the field of physical and biological science, new lights are being thrown on homoeopathic pharmaceuticals which paves the way for more rigorous but pragmatic standardisation of the homoeopathic system of medicine and on homoeopathic science as a whole.



DR. RACHNA PALIWAL

ASSISTANT DRUG CONTROLLER (INDIA) HOMOEOPATHY,
AYUSH VERTICAL OF CDSCO, MINISTRY OF AYUSH AND MEMBER, SCDS, CCRH

Dr. Rachna Paliwal is a Homoeopathy Postgraduate from National Institute of Homoeopathy, Kolkata. She has been working in the Ministry of Ayush since 2016, dealing with all technical and regulatory matters of Ayush drugs and Industry. She is a notified and only Central Assistant Drug Controller for Homoeopathy drugs in India. She has been actively involved in policy making with regard to regulation of Homoeopathy Drugs (as well as Ayurveda, Siddha, Unani drugs) and Amendments in the Drugs and Cosmetics Act, 1940 and Rules, 1945 from quality control and regulatory perspective. Pharmacovigilance scheme for safety monitoring of ASU&H Drugs and Implementation of Drugs Quality control related Schemes of GOI. She is well versed in the regulatory matters pertaining to Ayush drugs and has the zeal to work for the development of Ayush drugs as a whole and Homoeopathy drug in particular by addressing the quality and safety issues with innovative ideas. She is a Member of the Special Committee on Drug Standardization of the Central Council for Research in Homoeopathy and Member of the Technical Committee of Homoeopathy Sectional Committee of the Bureau of Indian Standards (BIS).

REGULATORY CHALLENGES OF HOMOEOPATHIC MEDICINAL PRODUCTS

ABSTRACT

The regulation of homoeopathic medicinal products (HMPs) varies significantly across global jurisdictions, presenting challenges in harmonization, quality control, and market authorization. While countries like the United States regulate[1] HMPs under the Homeopathic Pharmacopoeia of the United States (HPUS), the European Union classifies them under Directive 2001/83/EC[2] with simplified registration. However, differing safety, efficacy, and manufacturing standards create barriers to international trade. In India, the HMPs are regulated under the Drugs and Cosmetics Act, 1940, and Rules. 1945 with specific licensing requirements for safety, labelling, and Good Manufacturing Practices (GMP).[3] The primary regulatory challenges include the absence of standardized clinical evaluation frameworks, variations in pharmacopeial standards, and evolving global scrutiny on scientific validation[4]. Addressing these issues requires international collaboration, harmonization of guidelines, and scientific advancements to ensure regulatory acceptance and wider global accessibility of homoeopathic medicines. Some of the key regulatory developments in the last few years have been Establishment of Ayush Vertical within the CDSCO to oversee the regulation of Ayush drugs from the Central level. Notification regarding Authoritative Homoeopathic Literature, Recognition of French and European Homoeopathic Pharmacopoeia for referring standards for import, provision of loan license, perpetual license. Draft Notification for revision of GMP guidelines for Homoeopathy drugs. Furthermore, authorities have been working to harmonize homoeopathic drug regulations with international standards like guidelines of WHO, facilitating trade and ensuring quality across borders. Overall, we are not yet there but Indian regulations are paving the way forward for HMP globally.



MR. VISHWAJIT KALE
BIOANALYTICAL SCIENCES PROFESSIONAL, MUMBAI

Mr. Vishwajit Kale is an experienced professional in the field of Bioanalytical Sciences with a strong background in teaching, research, and application development. He began his career as a faculty member in the Bioanalytical Sciences department at Ramnarain Ruia College in Mumbai, where he taught both undergraduate and postgraduate students. Later, he worked at the Institute of Chemical Technology (ICT) in Matunga, Mumbai, as a Project Research Fellow. During his tenure, he contributed to an industrial project on the formulation of controlled and novel drug delivery systems, sponsored by Phoenix Pharmaceuticals LLC, USA. Since October 2018, Vishwajit has been working at Anchrom Enterprises India Pvt. Ltd. as an Application Specialist in the India-specific HPTLC Applications Research Lab. He has successfully developed several new HP-TLC methods for a wide range of customers across various sectors including academia, pharmaceuticals, food, forensic, herbal, and specialty organics. He has been instrumental in providing specialized training to clients across India, helping them troubleshoot and optimize their use of HP-TLC systems and applications. Vishwajit has attended over 30 national-level conferences and workshops, serving as a resource person to share his expertise in HPTLC techniques. Some of his notable contributions include events organized by the Central Council for Research in Homoeopathy (CCRH), Ministry of Human Resource Development (Government of India), and various educational institutions. His professional journey is complemented by his academic qualifications, which include a B.Sc. in Chemistry from Mumbai University, an Advanced Diploma in Technical and Analytical Chemistry, and a Postgraduate degree in Analytical Chemistry from the same institution.

IMPORTANCE OF HPTLC TECHNIQUE AND USE OF PHYTOCHEMICAL MARKERS IN

STANDARDIZATION OF MOTHER TINCTURES/ SOURCE MATERIAL

ABSTRACT

HPTLC is widely regarded as the method of choice for analysing herbal drugs due to its accuracy and dependability. CAMAG provides specialized analytical systems tailored to meet the complex demands of both qualitative and quantitative HPTLC analysis of herbal drugs. It offers HPTLC fingerprints under various light illuminations, HPTLC absorption spectra, chromatograms for quantitative analysis of phytochemical markers from raw materials as well as finished products and spectrum libraries for the identification of phytochemical markers. Additionally, HPTLC's capability to identify adulteration and generate detailed chemical fingerprints guarantees the authenticity, purity, and effectiveness of herbal drugs. As a result, HPTLC-based analysis empowers manufacturers to maintain stringent quality standards, ensuring that herbal products remain safe and effective for consumers worldwide.

To ensure the quality of homoeopathic formulations and herbal raw materials, attention must be given from the very beginning, including proper identification of plants, their collection seasons, and the areas from which they are sourced, as well as their extraction. Despite the vast amount of literature available, standardized procedures for quality control of plant materials—regarding their identification (whether pharmacognostic, phytochemical, or biological activity)—are lacking. While numerous scientific studies on plant materials exist, there is no clear evidence outlining a specific method for investigating a particular plant material and its processing. Therefore, to establish standardized procedures, it is crucial to assess both the identity of raw materials and the quality of finished products through various analytical techniques in order to ensure the consistent generation of high-quality herbal products. HPTLC analysis plays vital role in all these testing.



DR. BINIT KUMAR DWIVEDI
RESEARCH OFFICER(CHEM.)/SCIENTIST-3, CCRH

Dr. Binit Kumar Dwivedi is a Research Officer/Scientist-3 at the DDPR, Central Research Institute (H), Noida, with a specialization in phytochemistry and drug monograph development. He holds a Ph.D. in Natural Product Chemistry from Vikram University, Ujjain, where his thesis focused on the phytochemical investigation of Piper betel leaf stalk and Psidium guajava leaves. Dr. Dwivedi also holds an M.Phil. in Natural Product Chemistry and an M.Sc. in Organic Chemistry from C.S.J.M University, Kanpur. Since 2010, he has been contributing to the standardization of herbal extracts and homoeopathic mother tinctures at DDPR, using advanced techniques such as HPTLC, HPLC, and UV-VIS studies. Dr. Dwivedi has also developed analytical methods and played a key role in several research initiatives. Prior to his current role, he worked at Dabur India Ltd. in Analytical Research and QA from 2007 to 2010. Dr. Dwivedi is the recipient of the Dr. P.D. Sethi National Memorial Award for research (2009, 2017, 2018) and won the first prize for oral presentation at the international e-Conference on Healthcare in 2020. He has authored over 22 peer-reviewed research papers and contributed to multiple volumes of the Homoeopathic Pharmacopoeia of India. Additionally, he developed the HPTLC Atlas for Medicinal Plants Used in Homoeopathy and contributed to the certification of the NABL Chemistry Lab in DDPR-CRIH. Dr. Dwivedi is also involved in developing plant and chemical drug standards for the Bureau of Indian Standards. He is proficient in advanced instrumentation techniques and certified in NABL ISO/IEC 17025:2017 standards.

STANDARDIZATION OF HOMOEOPATHIC DRUGS

Pragati Rathore[1], Dr. Divya Taneja[2], Dr. Binit Kumar Dwivedi[1], Dr. Kumar Vivekanand[1], Dr. Shaji Kumar R.T[1], Dr. Sunil Ramtek[2], Dr. Subhash Kaushik[2], Dr. R.K Manchanda[3]

1.Dr. DP Rastogi Central Research Institute for Homoeopathy Noida (U. P), India; 2. Central Council for Research in Homoeopathy (CCRH), New Delhi, India; 3. Nehru Homoeopathic Medical College & Hospital, New Delhi.

ABSTRACT

The Bureau of Indian Standards (BIS), as India's National Standards Body, plays a pivotal role in driving standardization efforts across various sectors. In collaboration with the Ministry of Ayush, BIS has initiated a significant program to develop standardized monographs for homeopathic medicines, incorporating both traditional practices and modern methodologies in product development and services. This initiative aims to establish stringent parameters for quality, safety, and efficacy, ensuring scientific validation and fostering global recognition of homeopathic formulations. The standardization process employs advanced scientific techniques to evaluate the physicochemical properties of raw materials and finished products. Key parameters analysed include ash content, extractive values, pH, total solids, and moisture content to ensure purity, consistency, and compliance with quality standards. High-Performance Thin-Layer Chromatography (HPTLC) serves as a vital tool for the identification and quantification of bioactive compounds, facilitating both qualitative and quantitative analysis of phytoconstituents and detecting potential adulteration. To address toxicological safety, pesticide residues are analysed using Gas Chromatography-Mass Spectrometry (GC-MS) for volatile pesticides and Liquid Chromatography-Mass Spectrometry (LC-MS) for non-volatile compounds. Heavy metals, including lead, arsenic, mercury, and cadmium, are detected and quantified using Inductively Coupled Plasma Mass Spectrometry (ICP-MS). Aflatoxins are screened using HPTLC, quantified via High-Performance Liquid Chromatography (HPLC) with fluorescence detection, and confirmed by LC-MS for specific types (B1, B2, G1, G2). Comprehensive microbial analysis, along with the rigorous evaluation of HPTLC profiles, pesticide residues, heavy metals, and aflatoxins, ensures the safety and efficacy of homeopathic medicines. This collaborative initiative between Ayush and BIS is pivotal in ensuring the scientific standardization of homoeopathic medicines. By integrating traditional knowledge with modern chemical analysis, this effort strengthens consumer confidence, regulatory compliance, and international acceptance. This harmonized framework not only enhances the credibility of homoeopathy but also positions India as a global leader in homoeopathic medicine standardization.



GAURANG OZA

MANAGING PARTNER OF VAIBHAV ANALYTICAL SERVICES, AHMEDABAD

Gaurang Oza, B.Sc.(1983) chemistry, presently working as Managing Partner of Vaibhav Analytical Services, Ahmedabad—NABL Accredited (since 2014) and Government of Nigeria-NAFDAC-approved and authorised (since 2019) drug testing laboratory approved by FDCA since 1999. Started professional career in 1983 and has been actively pursuing passion for quality standards since then.Expert Working Group Member of Indian Pharmacopoeia Commission since IP 2014 edition. Member of BIS committee for setting up of standards for Inorganic Chemicals as well as Cosmetics since more than a decade.Executive Committee Member of Indian Drug Manufacturers Assocaition (GSB) and Indian Pharmaceutical Associatiin (IPA) for more than 5 years.Conducted several shop floor training programs for upliftment of drug quality standards-at government invitation for State Government Laboratory analysts as well as regulators.

10th APRIL

SEMINAR HALL- 4 (FF)

10th April 2025

Time: 11:45 AM to 1:45 PM

Scientific Session I

Faculty development program : An overview of CBDC

Chairperson:

- Dr Anil Khurana, Former Chairperson, NCH
- Dr Pinakin. N. Trivedi (Chairperson I/C NCH)

Speakers:

- Dr. Tarkeshwar Jain, President, HEB, President, MARBH, NCH,
- Dr. Munir Ahmed R, Director, RGUHS, Karnataka
- Dr. Mangesh Jatkar, FT Member, HEB, NCH

Convenor:

- Dr. Monika Kathuria, Consultant (Sr Consultant -HEB)

Co-Convener:

- Dr Abhishek Dalmia (Consultant-Exam) ,
- Dr Mukta Garg (Consultant-Teachers Code)



DR. ANIL KHURANA

MEMBER SCDP; FORMER CHAIRMAN OF THE NATIONAL COMMISSION FOR HOMOEOPATHY (NCH)

Dr. Anil Khurana is a distinguished figure in the field of Homoeopathy, having served as the Former Chairman of the National Commission for Homoeopathy (NCH), Government of India, and the Former Director General of the Central Council for Research in Homoeopathy (CCRH), an apex organization under the Ministry of Ayush. With over 34 years of experience at CCRH, he has made significant contributions to homoeopathic research, including clinical research, drug standardization, drug proving and fundamental research. Dr. Khurana has published over 100 research articles in national and international peer-reviewed journals and has presented more than 80 research papers, promoting evidence-based medicine in Homoeopathy globally. He has significantly contributed to various studies, conducted by CCRH on the role of Homoeopathy in the prevention and treatment of COVID-19. Dr. Khurana's pioneering work includes designing fundamental research studies to identify the action of high-dilution homoeopathic medicines, collaborating with scientists from various fields like physics, microbiology, and pharmacology. He has contributed to over 50 CCRH publications and played a key role in developing the Good Clinical Practices Guidelines for Clinical Trials in Homoeopathy, setting minimum standards for research in this field. Dr. Khurana has received multiple awards, including the Lifetime Achievement Award from the Board of Homoeopathic System of Medicine, Delhi, and recognition for his contributions to alternative medicine. He is well-regarded for his academic, administrative, and social efforts in advancing Homoeopathy.



DR PINAKIN. N. TRIVEDI
CHAIRPERSON I/C NCH

Dr. Pinakin N. Trivedi is the Chairperson of the Board of Ethics and Registration for Homoeopathy at the National Commission for Homoeopathy. He began his career as an Assistant Physician to the esteemed Dr. R.K. Desai in Ahmedabad in 1986 and went on to have a distinguished career at Smt. A.J. Savla Homoeopathic Medical College, Mehsana, Gujarat, where he served for 34 years, holding roles such as Medical Officer, Lecturer, Reader, Professor, Head of the Department, Principal, and Director. He was also the I/C Principal of the Government Homoeopathic Medical College, Dethali, Gujarat, for over four years. Dr. Trivedi has been Dean of the Faculty of Medicine at Hemchandra North Gujarat University (HNGU), Patan, twice, and has served as Chairman (BOS), Dean, and Member of various councils at HNGU for over two decades. He has contributed significantly to national-level committees, including as Chairman of the PG Education Committee of the Central Council of Homoeopathy (CCH), Government of India. With over 30 years of experience as a paper setter, examiner, and PG guide, he has been actively involved in the education and examination process across numerous universities. Dr. Trivedi has also been a Ph.D. guide at several universities, including Bhavnagar University, HNGU Patan, and Janardan Rai University, Udaipur. He brings 36 years of clinical expertise and was a key member of the COVID-19 advisory team for the Government of Gujarat. Additionally, he has served as Vice President of the State HMAI and is a life member and NEC member of the HMAI.



DR TARKESHWAR JAIN
PRESIDENT, HEB, NCH.

Presently serving the dual role of President of Homoeopathy Education Board and President Incharge Medical Assessment and Rating Board. National Commission for Homoeopathy, Ministry of Ayush, Government of India. Dr Tarkeshwar Jain is a proclaimed educationist and exemplary leader. Formerly he was Managing secretary (from 2010 to 2021), Registrar (from 2010 to 2021) and Ph.D. Co-Ordinator in Homoeopathy University, Jaipur. He was Professor and Head of the Department of Materia Medica (2001 to 2021) in Dr M.P.K. Homoeopathic Medical College, Hospital and Research Centre, Jaipur. He was Editor, Journal of Homoeopathy University (A peer reviewed international Journal). Besides this he is also International Advisor of The Homoeopathic Heritage, Consulting Homoeopath, Developer of Kenbo Software, Guide for Post Graduate Students, Supervisor for Ph.D. Scholars. He is Member of Education work group, LMHI, Europe, Guest faculty at leading institutions of India and abroad. He pursued his B.Sc. from Rajasthan University, Jaipur (1988), B.H.M.S. (Gold Medallist) from Rajasthan University, Jaipur (1994), M.D.(Hom.) from Rajasthan University, Jaipur (2003) M.B.A. from Bhartiya Vidyapeeth in 1989, Fellow- Albert Ellis Institute, New York, USA (2011). He was Chief Executive Officer of Homeopathy University, Jaipur from 2010 to 2021. His total Teaching experience is 23 years and Clinical experience is 30 years in addition to admistrative accolades to his credit.



DR MUNIR AHMED R

DIRECTOR, RGUHS, KARNATAKA

An educationist and administrator he has been winning accolades for his pedagogical knowledge and designing courses in skiils in medical education and has won various awards for his contribution towards the homoeopathic medical education field. He has attained specialized education in instructional design, Education management and teaching technology from India and abroad. He has Worked in the field of medical education since July 2005 in universities and homoeopathic medical colleges in Bengaluru and other colleges in Karnataka. Presently, he has authored CBDC and research based publications for educators as a member of core committee for CBDC his contribution has been exemplary and innovative as he Designed the RGUHS – APGAR System and various other programs .He is providing Providing consultancy to National Commission for Homoeopathy, New Delhi, to plan, design, develop,implement,andevaluatethecurriculumdesigningofUGprogramaspertheCompetency-Based Education, and PG program as per the Entrustable Professional Activities (EPAs). Also mentoringthe teachers of all Homeopathic Medical Colleges forimplementing their Competency Based Dynamic Curriculum of UG program, by conducting trainings at zonal levels in multiple cycles.



DR. MANGESH RAMESHCHANDRA JATKAR

FT MEMBER, HEB, NCH

Dr. Mangesh Rameshchandra Jatkar currently serves as a Member of the Homoeopathy Education Board, National Commission for Homoeopathy. He is a distinguished professional in the field of Homoeopathy, with over 33 years of experience in clinical practice and academic contributions. Dr. Jatkar has held several significant positions throughout his career. He was an Academic Council Member at MUHS Nashik from 2007 to 2012, and a Member of the Clinical Board of Studies and Faculty Member from 2012 to 2017. He also served as a Member of the Finance Committee at MUHS from 2012 to 2017 and again from 2017 to 2022. Dr. Jatkar was the Chairman of the Clinical Board of Studies at MUHS from 2017 to 2022, as well as a Member of the Board of Research at MUHS during the same period. He chaired the 31/5 Committee at MUHS from 2017 to 2022, contributing significantly to the university's academic and research activities. In addition to his academic roles, Dr. Jatkar has been an active leader in the Homoeopathic community. He served as the President of the Dapoli Homoeopathic Medical Association, advocating for the growth and development of the profession. His experience also includes working as a Centre In-charge and Observer for MUHS Exams, ensuring the smooth conduct of examinations.

10th April 2025

Time: 3:00 PM to 5:00 PM

Scientific Session II

Faculty development program contd.

Chairperson

- Dr. Anil Khurana, Former Chairperson, NCH
- Dr Pinakin. N. Trivedi, Chairperson I/C NCH

Speakers

- Dr. K.R. Janardanan Nair, Former President, Medical Assessment and Rating Board, National Commission for Homoeopathy (MARBH)
- Dr. Anand Kumar Chaturvedi, Member, MARBH
- Dr. Gautam Ash, Part Time Member, NCH
- Dr. Hitesh Purohit, Part-Time Member, HEB, NCH

Panel Discussion – Challenges and Opportunities for implementing CBDC – reflections and resolutions

Time: 4:00 Pm to 5:00 PM

Panelists

- Dr. K.R. Janardanan Nair, Former President, Medical Assessment and Rating Board, National Commission for Homoeopathy (MARBH)
- Dr. Tarkeshwar Jain, President, HEB, President, MARBH, NCH
- Dr. Mangesh Jatkar, FT Member, HEB, NCH
- Dr. Anand Kumar Chaturvedi, Member, MARBH
- Dr. Gautam Ash, Part Time Member, NCH
- Dr. Hitesh Purohit, Part-Time Member, HEB, NCH
- Dr. Munir Ahmed R., Director, RGUHS, Karnataka

Moderator:

- Dr. Monika Kathuria, Homoeopathic Consultant, NCH



DR. ANAND KUMAR CHATURVEDI
MEMBER MARBH

Dr. Anand Kumar Chaturvedi is a distinguished Homeopath and academician with over three decades of experience in the field of Homeopathy. He currently serves as a Member of the MARBH, National Commission for Homoeopathy, New Delhi. Dr. Chaturvedi has held numerous leadership roles, including Ex-Director of Homoeopathy, Uttar Pradesh, Ex-Registrar of the Homoeopathy Medicine Board, Uttar Pradesh, and Ex-Dean at Dr. Bhim Rao Ambedkar University, Agra. He has also served as Ex-Chairman of the Board of Studies in Homoeopathy at Rani Durgawati University, Jabalpur, and has been a prominent Principal at several leading Homeopathic Medical Colleges, including Jawahar Lal Nehru Homoeopathic Medical College, Kanpur, and Mahatma Gandhi Homoeopathic Medical College, Jabalpur. Dr. Chaturvedi is a Professor of Materia Medica and has been an influential PG Guide in Psychiatry and Materia Medica, mentoring numerous postgraduate students. His contributions to Homeopathic education, research, and clinical practice have significantly shaped the development of Homeopathy in India. Throughout his career, he has been actively involved in curriculum development, academic leadership, and regulatory advancements in the field. Dr. Chaturvedi's dedication to enhancing Homeopathic education and his expertise in both academic and clinical spheres make him a respected figure in the Homeopathic community.



PROF. (DR.) GAUTAM ASH
PART TIME MEMBER, NCH

Prof. (Dr.) Gautam Ash is a distinguished academician and expert in homoeopathy, currently serving as a Member of the National Commission for Homoeopathy (NCH), New Delhi. He holds positions as a Visiting Professor at JIMS Homoeopathic Medical College, Telangana, and has an extensive career as a retired Professor and Head of various departments at the National Institute of Homoeopathy, Kolkata. Dr. Ash has also served as a faculty member in multiple institutions, including Fr. Muller's Homoeopathic Medical College and P.C.M. Homoeopathic College.He holds a BHMS from the University of Calcutta, an MD (Hom) in Materia Medica, and is a Ph.D. scholar at The West Bengal University of Health Sciences. His academic contributions include guiding and examining M.D. (Hom) students and contributing to syllabus formulation at both national and university levels. Dr. Ash is also a resource person for various workshops, CME programs, and health initiatives across India. With a wealth of experience in curriculum development and administrative roles, he has significantly contributed to the growth of homoeopathy education. Dr. Ash has also published numerous articles and remains active in health education through media platforms. He is a life member of several professional organizations and has represented India internationally in medical tourism and wellness conferences.



DR. HITESH PUROHIT
PART-TIME MEMBER, HEB, NCH

Dr. Hitesh Purohit is currently serving as the Principal at Smt. Malini Kishore Sanghvi Homoeopathic Medical College, with 29 years of teaching experience. He has played a pivotal role in the development of curriculum for various courses and has been involved in the planning and execution of PhD programs in Homoeopathy and other medical-paramedical courses. Since 2022, he has also served as a part-time member of the National Commission for Homoeopathy, Ministry of Ayush, Government of India. Dr. Purohit holds a Postgraduate degree in Materia Medica and an MBA in Educational Management. In addition to his role at the college, he is an active member of the NEP 2020 implementation team and the Internal Quality Assurance Cell (IQAC) at Shri Govind Guru University, where he contributes to improving academic quality and aligning programs with national reforms. He is also involved in the development and evaluation of various academic initiatives and serves as an executive council member, influencing strategic decision-making and the successful execution of university projects

Day 2

11th April 2025

11th April 2025

Seminar Hall 1A(GF)

11th April 2025

Time: 9:30 AM to 11:30 AM

Scientific Session III

Homoeopathy in Neurological and Neuro-degenerative disorders

Chairperson:

- Dr. J D Daryani, Former Chairman, SCDP, CCRH

Co-Chairperson:

- Dr. Hitarth Mehta, Rajkot Homoeopathic Medical College, Rajkot

Speakers:

- Dr. Ranjit Sonny, Research Officer(H)/ Scientist-2, CRU(H), Siliguri, CCRH
- Dr. Deepthi Gilla, Research Officer(H)/ Scientist-2, RRI(H) Hyderabad, CCRH
- Dr. Hemangini Mihir Parikh, HOD, Department of Paediatrics, Smt Malini Kishore Sanghavi Homoeopathic medical college & Hospital, Karjan
- Dr. Mrunalika Dhaval Dikshit, Professor & HOD, Department of practice of Medicine & Therapeutics, Smt Malini Kishore Sanghavi Homoeopathic Medical College & Hospital, Karjan
- Dr. Partha Pratim Pal, Research Officer(H)/ Scientist-2, DACRRIH, Kolkata, CCRH

Convenor:

- Dr. Manas Sarangi, Research Officer(H)/ Scientist-3, CCRH New Delhi

Co-convenor:

- Dr. Neha Kalra, Research Officer(H)/ Scientist-1, CCRH New Delhi

Rapporteur:

- Dr. Tanya Rai, Senior Research Fellow (H), CCRH, New Delhi
- Dr. Himani Garg, Senior Research Fellow (H), CCRH, New Delhi



DR. J. D DARYANI

FORMER CHAIRMAN, SPECIAL COMMITTEE FOR DRUG PROVING, CCRH

Dr. J. D. Daryani is a renowned homoeopath having rich experience of long 50 years in clinical as well as in Academics in the field of Homoeopathy. He is a Former principal cum Medical Suptd., Professor & HOD (Repertory) Dr. MPK Homoeopathic Medical college, Hospital & Research Centre, Jaipur and Former Dean, Faculty of Homoeopathy, Rajasthan University & Rajasthan Ayurved University, Jodhpur. He is also a Former chairman, Special Committee for Human Pathogenetic Trial (Drug proving), CCRH, Ministry of AYUSH, Govt. of India. He has been a Member, Advisory Committee, AYUSH (Homoeopathy), Govt. of Rajasthan and Member, Academic Council, Homoeopathy University, Jaipur. He has been conferred with various prestigious awards including Lifetime Achievement Award, Best National homoeopathic teacher's Award etc



DR. HITARTH MEHTA,
RAJKOT HOMOEOPATHIC MEDICAL COLLEGE, RAJKOT

Dr. Hitarth Mehta, Principal, Rajkot Homoeopathic Medical College, Parul University, on the remarkable achievement of completing 8 years of dedicated and visionary leadership as Principal Under exceptional guidance, RHMC has reached unparalleled heights of academic and institutional excellence. Unwavering commitment, tireless efforts, and exemplary leadership have not only strengthened the foundation of homoeopathic education but also set new benchmarks for quality and innovation. He tenure has been marked by outstanding milestones, including: Permission to run PG courses in Homoeopathy, expanding academic horizons for future practitioners. NAAC A++ Accreditation, a testament to RHMC's academic rigor and excellence. A+ grade in QCI assessment, reflecting the institute' s high standards and commitment to quality education. Scholarships for students under STSH by CCRH, empowering young scholars and fostering research. Grant of ₹50,000 under Unnat Bharat Abhiyan by the Ministry of Education, Government of India, supporting rural development initiatives through academic excellence.

Third consecutive cycle of NABH accreditation for the attached teaching hospital, ensuring world-class patient care and clinical training. These extraordinary accomplishments are a result of relentless dedication, visionary approach, and passion for academic excellence. You have not only steered the institution towards excellence but have also inspired countless students, faculties and professionals in the field of homoeopathy. Celebrating this milestone and looking forward to witnessing many more successes and ground breaking achievements under your leadership.



DR. RANJIT SONNY
RESEARCH OFFICER (HOMOEOPATHY)/SCIENTIST-2

Dr. Ranjit Sonny is a Research Officer (Homoeopathy) and Scientist-2 at the Regional Research Institute for Homoeopathy, Siliguri, under the Ministry of Ayush, Government of India. He holds a BHMS (Honors) degree from Calcutta University (2008), an MD in Homoeopathy from the National Institute of Homoeopathy, Kolkata (2014), and an MBA in Healthcare and Hospital Management from NIBM, Kerala. His research and publications cover various aspects of homoeopathy, with numerous papers published in respected journals. Notable publications include articles on topics such as lumbar spondylosis, individualised treatment for verruca vulgaris, Richard Hughes's homoeopathic philosophy, and pharmacovigilance. He has also contributed case reports on Prepatellar bursitis, multiple filiform warts, and other conditions treated with homoeopathy. In addition to his research, Dr. Sonny has contributed to the development of a book titled Glimpse of History and Progress of Homoeopathy in Northeast India (2024). He has presented his scientific work at national and international conferences, including the World Homoeopathy Day and various seminars. Dr. Sonny is also actively involved in committee work, serving as the Member Secretary for the Scientific Advisory Committee and the Selection Committee for SRF/JRF at RRI(H), Siliguri. Dr. Sonny has received recognition for his contributions to pharmacovigilance, including an appreciation certificate from the Ministry of Ayush in 2021. Dr. Sonny's extensive contributions to homoeopathic research, treatment, and education reflect his commitment to advancing the field of homoeopathy through both practical and theoretical work. His continued efforts have positioned him as a prominent figure in the homoeopathic community.

EVIDENCE BASED HOMOEOPATHIC MANAGEMENT OF AXONAL TYPE OF TIBIAL MOTOR MONO NEUROPATHY: A CASE REPORT

ABSTRACT

Axonal tibial motor mononeuropathy, is a nervous problem affecting the tibial nerve specifically its motor function. It is a type of peripheral neuropathy. It can cause pain, weakness, and numbness in the lower leg and foot. Persons affected by it faces difficulty in walking, standing on tiptoes, or performing other foot movements. Reflexes are also affected. A 49-year-old female housewife from Siliguri presented to the OPD of RRI(H), Siliguri on 06-09-2024 with complaints of axonal tibial motor mononeuropathy, alongside a six-year history of Hypothyroidism and a blood sugar level of 105 mg/dL. She had been experiencing menopause for the past five years and was previously under allopathic treatment. After a thorough homoeopathic evaluation, she was prescribed Natrum Mur 200, administered in 6 doses. Following the initial prescription, the patient showed significant improvement. A follow-up after two months revealed notable progress, and a subsequent neurological evaluation confirmed the absence of Axonal Tibial Motor Mononeuropathy. At present, the patient is showing continued improvement in her overall condition. This case highlights the potential effectiveness of homoeopathic treatment in managing neurological disorders.



DR. DEEPTHI GILLA
RESEARCH OFFICER(H)/ SCIENTIST-2, RRI(H) HYDERABAD, CCRH

Dr. Deepthi Gilla completed her graduation from Dr. A. R Govt. Homoeopathic Medical College, Rajahmundry, and pursued post-graduation in Repertory from JSPS Govt. Homoeopathic Medical College, Hyderabad. With 20 years of clinical experience and 10 years of research experience under the Central Council for Research in Homoeopathy (CCRH), she has served as a Research Associate at RRI, Gudivada, a Research Officer at NHRIMH, Kottayam for 8 years, and is currently a Research Officer (Homoeopathy)/ Scientist-2 at the Regional Research Institute for Homoeopathy, Habsiguda for the past year. She has contributed to research on Acute Urinary Tract Infection, Psoriasis, Autism, and Covid-19, and developed protocols for RCTs on Alcohol Dependence Syndrome and Obsessive-Compulsive Disorder. An author of 32 scholarly articles in reputed national and international peer-reviewed journals, she also serves as Reviewers for Indian Journal for Research in Homoeopathy, Homoeopathic links, International Journal for high dilution Research and Journal of Advances in Medicine and Medical Research. She worked as an Associate Professor in Psychiatry at NHRIMH, Kottayam for 7 years, guiding PG scholars, and is currently pursuing a PhD on Autism Spectrum Disorder from KUHS University. As a recognized resource person, she has delivered lectures at various national and international seminars, webinars, and conferences including scientific convention on Homoeopathy- South zone 2023, Centuria 2022- the 100th Seminar of IHK, webinars of International Forum for promoting homoeopathy etc.

ULTRA HIGH DILUTION OF ZINC IN THE MANAGEMENT OF REFRACTORY PARKINSON'S DISEASE - A CASE REPORT

ABSTRACT

Background: Parkinson's disease (PD) is one of the most common, disabling neuro-degenerative disorders. The disease has a significant clinical impact on patients, families, and caregivers through its progressive degenerative effects on mobility and muscle control. Available treatments for PD have varied results. Although there are anecdotal reports of improvement with Homoeopathy, there is a dearth of literature concerning the usefulness of homoeopathic remedies in the management of PD. Therefore, a case of PD which responded well to ultrahigh dilution of Zinc is reported. **Case summary:** A case of PD under standard care and refractory to treatment visited the Out-Patient Department and was assessed with the Unified Parkinson's Disease Rating Scale (UPDRS) at baseline and follow-up visits. As per the classical Homoeopathic guidelines, Zincum metallicum 200 was prescribed after Repertorization. UPDRS total score of 112 at baseline turned to 40 at the end of 1 year and 7 at the end of two years, despite the reduction in the conventional medicines. The patient was on Stage 3 of Modified Hoehn and Yahr Staging at the baseline and turned to Stage O in 21 months. Schwab and England Activities of Daily Living Scale (SEADL) score has turned from 40% to 100%. **Conclusion:** Individualized Homoeopathic medicine, Zincum met. is a valuable adjuvant in the management of Parkinson's disease.



DR. HEMA MIHIR PARIKH
DIRECTOR, COMMUNITY HEALTH SERVICES
SMT. MALINI KISHORE SANGHVI HOMOEOPATHIC MEDICAL COLLEGE & HOSPITAL, KARJAN, GUJARAT

Dr. Hema Mihir Parikh, an experienced homoeopathic practitioner and researcher, has been successfully running private homoeopathic clinics since 1990. She holds an M.D. (Hom) in subject Homoeopathic Repertory from JRN University, Udaipur, and is pursuing a PhD from Bhavnagar University. As the Executive Trustee of the Homoeopathic Education and Charitable Trust, she has been organizing workshops and CME programs in Baroda since 1997. Presently Working as HOD Department of Pediatrics at Smt. Malini Kishore Sanghvi Hospital, where she inaugurated the UMMEED Cerebral Palsy Center, providing multidisciplinary care to over 210 children with cerebral palsy, autism, and other disabilities. She is also a Vice president of Cerebral Palsy Sports Federation of India (CPSFI) Gujarat. Recently promoted as Director of Community Health Services at Smt. M KSHMC. She has presented many research papers at various national and international conferences. Her research focuses on homoeopathy's role in managing cerebral palsy and intellectual disabilities. She is a co-editor of Homoeopathy Made Easy, India's first English-to-Gujarati translated homoeopathy book and app, earning World Record India recognition. Her contributions have been honoured with the Dr. N.D. Joshi Memorial National Award, the NCPEDP-Emphasis Universal Design Award 2021 for disability work, and the Homoeo Bhushan Award in 2023.

UNDERSTANDING THE ROLE OF HOMOEOPATHY IN CEREBRAL PALSY WITH INTELLECTUAL DISABILITY IN THE PAEDIATRIC AGE GROUP IN A RURAL SETUP: A CASE SERIES

ABSTRACT

Background: Cerebral Palsy (CP) comprises a group of neurological disorders arising from early brain damage, leading to permanent motor and muscle coordination impairments. It is one of the most prevalent non-progressive motor disabilities in childhood, with an estimated prevalence of 2 per 1,000 live births in India and 2–6 per 1,000 live births in Western countries. CP is frequently accompanied by co-morbidities such as Intellectual Disability (ID), epilepsy, speech and hearing impairments, visual deficits, and malnutrition, complicating its management. This paper explores the scope of Homoeopathy in conjunction with a multidisciplinary approach for the treatment of CP with ID. Our experience with over 300 cases suggests that Homoeopathy plays a significant role in managing CP, with or without co-morbidities. The effectiveness of Homoeopathic intervention correlates with the stage and severity of the condition. Through this case series, we aim to highlight the efficacy of Homoeopathy in improving the quality of life in CP patients.

Objective: To evaluate the role of Homoeopathy in managing Cerebral Palsy with Intellectual Disability in a paediatric age group in rural setup. **Methods:** A structured approach was employed wherein health and social workers identified and referred CP cases to the centre. The holistic management strategy included: 1. Diagnosis & Assessment: Paediatric evaluation for overall health status: Physiotherapy assessment using the Gross Motor Function Measure-88 (GMFM-88): Psychological assessment including Intellectual Quotient (IQ), Developmental Quotient (DQ), andSocial Quotient (SQ): Homoeopathic case analysis and individualized prescription2. **Treatment & Follow-up:** A multidisciplinary team consisting of Homoeopathic consultants, Paediatricians, Physiotherapists, Psychologists, and Occupational Therapists provided integrated care: Patients were reassessed after four months using standardized tools, including Homoeopathic Remedy Response Evaluation Forms and Paediatric Assessment Forms, GMFM SCALE and IQ,DQ,SQ This study includes cases from UMMEED Cerebral Palsy Centre, at Smt. Malini Kishore Sanghvi Homoeopathic Medical College and Hospital, Karjan, Gujarat. The presentation will include detailed case reports and before-and-after video documentation.**Conclusion:** Our findings indicate a definitive role of Homoeopathy in the management of CP and its associated co-morbidities, particularly when integrated within an interdisciplinary framework. Paediatric neurologists and other specialists acknowledge that Homoeopathy contributes to modifying both physical and mental co-morbidities, accelerating rehabilitation when combined with supportive therapies. This case series underscores the potential of Homoeopathy in enhancing the quality of life for CP patients and their families.



DR. MRUNALIKA DHAVAL DIKSHIT
PROFESSOR & HEAD OF DEPARTMENT, PRACTICE OF MEDICINE, SMT. MALINI KISHORE SANGHVI HOMOEOPATHIC MEDICAL COLLEGE & HOSPITAL, KARJAN, GUJARAT

Dr. Mrunalika Dhaval Dikshit is a dedicated homoeopathic physician, researcher, and academician specializing in epilepsy, cerebral palsy, and intellectual disabilities. She holds an MD in Homoeopathy and is currently pursuing a PhD from Shri Guru Govind University, Godhra, Gujarat. With extensive experience in clinical practice, teaching, and research, currently she is a professor and Head of the Department of Practice of Medicine and Therapeutics at Smt. Malini Kishore Sanghavi Homoeopathic Medical College and Hospital, Gujarat. She is Passionate about holistic care, community health, and advancing Homoeopathic practice through research and education. As a physician at the Ummeed Cerebral Palsy Center, she integrates homoeopathy with interdisciplinary care for pediatric disabilities. Her contributions to research include multiple national and international journal publications and conference presentations, including at LMHI. Notable publications include “Understanding Cerebral Palsy and Its Homoeopathic Management” (2019), “Role of Homoeopathy with an Interdisciplinary Approach in Cerebral Palsy Management” (2020), and “Understanding the Scope of Homoeopathy with a Multidisciplinary Integrated Approach for Epilepsy Management in Children” (2024). Apart from her medical career, she is also trained in Bharatanatyam and certified in yoga.

"EVALUATING EPILEPSY OUTCOMES THROUGH INDIVIDUALIZED MANAGEMENT AND AN INTEGRATED HOMOEOPATHIC APPROACH IN CHILDREN WITH CEREBRAL PALSY AND INTELLECTUAL DISABILITY: A RETROSPECTIVE STUDY"

ABSTRACT

Background: Epilepsy is a prevalent comorbidity in children with cerebral palsy (CP) and intellectual disability (ID), significantly impacting neurological development, functional progress, and quality of life. Frequent seizures may contribute to regression in developmental milestones, hindering rehabilitation and limiting recovery. Conventional management relies on anti-epileptic drugs (AEDS), which, while effective, often cause cognitive, behavioural, and motor side effects. An individualized and integrative approach, such as Homoeopathy, has been explored as a potential adjunct to conventional epilepsy management. By tailoring treatment to each child's unique symptomatology, Homoeopathy aims to support neurological function and minimize seizure burden.

Objective: This study evaluates the effectiveness of individualized homoeopathic management and an integrated approach in improving epilepsy outcomes in children with CP and ID.

Methods: A retrospective analysis of 10 paediatric cases with epilepsy associated with CP and ID was conducted. Data on seizure types, neurological symptoms, EEG findings, and treatment responses were assessed through self-made follow up criteria. Homoeopathic prescriptions were individualized, focusing on constitutional remedies and posology decided after assessment of susceptibility and sensitivity. Outcome measures included changes in seizure frequency, intensity, post-ictal symptoms, and neurological function over six months. EEG findings were documented for diagnostic confirmation and follow-up, though their role in short-term assessment was limited. The study also assessed the impact of seizure control on rehabilitation adherence and functional progress.

Results: Generalized epilepsy was the most observed type, followed by focal epilepsy. Epilepsy was frequently associated with quadriplegic and spastic CP. EEG findings showed abnormalities corresponding to seizure types, including generalized and focal epileptiform discharges. Several cases exhibited post-ictal symptoms and neurological concerns. Homoeopathic treatment, primarily using constitutional remedies in LM potency, led to significant improvements in seizure frequency, duration, and post-ictal recovery. Except for one case, all patients required intercurrent remedies. Cases with severe post-ictal symptoms showed notable neurological improvement. Some children experienced complete cessation of seizures, allowing for reduced or discontinued AEDS. Only one case showed no improvement. With seizure reduction, children exhibited improved rehabilitation participation, contributing to enhanced recovery and quality of life. Decreased AEDS dependency minimized drug-related side effects, supporting a holistic epilepsy care approach.

Conclusion: This study suggests individualized homoeopathic management benefits epilepsy care in children with CP and ID. By addressing functional symptoms and neurological dysfunction, Homoeopathy may serve as a valuable complementary therapy in paediatric epilepsy management. Improved seizure control facilitates better rehabilitation outcomes and enhances overall well-being. Further research with larger samples and longer follow-ups is recommended to validate these findings and explore the long-term impact of Homoeopathic intervention in epilepsy associated with CP and ID.



DR. PARTHA PRATIM PAL

RO(H)/S-2

I completed BHMS (2004 to 2011) from The Calcutta Homoeopathic Medical College and Hospital, Kolkata and completed MD (Hom- 2011 to 2014) from– National Institute of Homoeopathy, Kolkata in the department of Practice of Medicine. After that, I first joined CCRH as Research Associate (H) at Dr Anjali Chatterji Regional Research Institute (H), Kolkata in the year 2015. Then, I joined CCRH as Research Officer (H)/Scientist-I at Regional Research Institute (H), Tripura in the year 2016. I was transferred back to Dr Anjali Chatterji Regional Research Institute (H), Kolkata in the year 2019. My field of experience is in Clinical Research and so far I have been working in clinical trials related to Psoriasis, Warts, Cough, COVID-19, Fatty liver, Cholelithiasis, Hyperuricemia, Vocal Cord nodules. I have more than 20 publications in peer-reviewed journals and presented papers in more than 30 national conferences, seminars and workshops. I have also done protocol and article review for STSH and journals like IJRH, Homoeopathy Links etc respectively. Inspection for four colleges was done as per CCH order, Inspection of colleges providing Electro-Homoeopathy courses were done as per CCRH orders and was also a part of Central team from AYUSH who visited Review progress of activities under Centrally Sponsored Scheme of National Ayush Mission (NAM) in the State of West Bengal. At present, I am the Member of Scientific Review Committee of Mahesh Bhattacharya Homoeopathic Medical College and Hospital. I am also the Member secretary of the Institutional Ethical Committee, DACRRIH, Kolkata. In addition to these, I co-ordinate different melas and health camps as and when required (AYUSH mela, Arogya Mela, National Health Exhibition etc). Apart from these, I look after the AHMIS module in DACRRIH, Kolkata and I am also the member of Institutional Purchase Committee and GeM committee. Moreover, I have taken charge of the CRUH, Dimapur, Nagaland unit since November, 2022 and visit the unit fortnightly for Supervision of the routine work of the unit.

RESOLUTION OF SUBDURAL HYGROMA WITH HOMOEOPATHY: A CASE REPORT

Partha Pratim Pal, Chatterjee T.

Introduction: Subdural hygroma (SDH) is a collection of cerebrospinal fluid in the subdural space which may be idiopathic, traumatic or post-surgical occurring mostly in elderly patients.

Case Summary: A 42-year-old female reported an acute complaint of compressing headache. The headache persisted even after initial prescriptions of Ruta graveolens 30C and 200 C, which did not alleviate the condition. Further evaluation was done with a computed tomography scan, which revealed left-sided SDH. Tuberculinum 1M was prescribed, but even though the pain subsided, profuse, watery discharge began to ooze from both the ears and nose, which eventually stopped spontaneously. After six months, the headache recurred and Tuberculinum 1M was repeated. The magnetic resonance imaging scan initially showed subdural effusions, dural thickening and mild ischemic white matter changes and after homoeopathic treatment, no abnormality was reported. The management of SDH remains challenging, and documented cases of SDH treated with homoeopathic medicines could contribute to the evidence-based medical literature.

11th April 2025

Time:11:30am – 1:30am

Scientific Session IV

Artificial Intelligence in biomedical research, education and Practice

Chairperson:

- Dr. Kanjaksha Ghosh, Chairman, CEC, CCRH

Co-Chairperson:

- Dr. Mehul Trivedi, Deputy Director, Homoeopathy, Gujarat

Speakers:

- Dr. Manu Rathee, Senior Professor &Head of Department, Prosthodontics, PGIDS, Rohtak
- Mr. Sarvar Singh, Founding Director and CTO, Sarbit Innovations, Private Limited, Jodhpur
- Dr. Lokesh Kumar Sharma, Scientist E & head (IT), ICMR, NIOH, Ahmedabad
- Dr. Harsh Nigam, Consultant Multi-speciality outdoor homoeopathic centre, Kanpur
- Dr. Aditya Patil, Assistant Professor, Department of Homoeopathic Pharmacy, Noble Homoeopathic College and Research Institute, Noble University, Junagadh, Gujarat.
- Dr. Deepti Singh, Research Officer(H)/ Scientist-2, CCRH, New Delhi

Convenor:

- Dr. Deepti Singh, Research Officer(H)/ Scientist-2, CCRH, New Delhi

Co-convenor:

- Dr. Hanuman Ram, Research Officer(H)/ Scientist-1, CRU (H), Goa

Rapporteur:

- Dr. Ishika Jain, Senior Research Fellow (H), CCRH, New Delhi
- Dr. Stuti Rastogi, Senior Research Fellow (H), CCRH, New Delhi



DR. KANJAKSHA GHOSH
CHAIRMAN, CEC, CCRH

Dr. Kanjaksha Ghosh is serving as the Chairman of Central Ethics Committee, Central Council for Research in Homoeopathy; Chairman Board of Studies in Medical Biotechnology; Swami Vivekananda University, Narendrapur, Kolkata; Chairman SAC, Malabar Cancer Centre, Kerala. He is the Member of Scientific advisory Board of Central Council for Research in Homoeopathy; Member Scientific Advisory Group National Institute of Tribal Research ICMR, Jabalpur MP; Member of Peer Review committee for ICMR, DBT and DST; Member Editorial advisory Board and peer reviewer for many national and International Journals and Member DST, Govt of West Bengal. Formerly, Dr. Kanjaksha Ghosh has been served as the Hon Professor of Haematology and Transfusion Medicine at KEM Hospital, Mumbai; Hon Professor at NRS Medical College Kolkata; as Hon Consultant at Institute of Haematology and Transfusion Medicine; Medical College, Kolkata; and has been as Assistant Professor (Haematology) at PGIMER Chandigarh. He has been served as the former Director of National Institute of Immunohaematology at Mumbai; Surat Raktadan Kendra & Research Centre; Director BMT Service Sultan Qaboos University Hospital at Muscat, Oman and BMT coordinator Leicester Royal Infirmary, Leicester (UK). He has been an examiner for: DM (Haem), MD (Transfusion Med), MSc (Mol Bio), MD (Med), MD (Lab Med) & PhD in various universities in India & abroad. He was the former Editor for Indian journal of human genetics and has credited 789 publications till date with 32 orations and 34 chapters in books. He has also been served as Chairman for TRG group and Member in many National committees and have been served as the President for Indian Society of Haematology & blood Transfusion; and President for Haemophilia federation of India.



DR. MEHUL CHANDRAKANT TRIVEDI

DEPUTY DIRECTOR (HOMOEOPATHY), AT THE AYUSH, HEALTH & FAMILY WELFARE DEPARTMENT, GOVERNMENT OF GUJARAT

Dr. Mehul Chandrakant Trivedi is a prominent Homoeopathic expert and healthcare administrator, currently serving as the Deputy Director (Homoeopathy) at the AYUSH, Health & Family Welfare Department, Government of Gujarat. He holds a B.H.M.S. degree from Sardar Patel University (2002) and an M.D. in Homoeopathy from the same institution (2006). With 18 years of academic experience, primarily in Pathology and Microbiology, and over 20 years in professional practice, Dr. Trivedi has been an examiner for various universities, including Sardar Patel University, Gujarat University, and Parul University. His research contributions include studies on Anaemia, Malaria, and Gastroenteritis, as well as a dissertation on "Study of Miasms in Neuropathic Pain Disorders." He has also evaluated the role of Homoeopathy in COVID-19 hospital treatments during the first wave. Dr. Trivedi has published research papers on Miasms, Parkinsonism, Cancer, and Hypothyroidism and has presented his findings at national and international conferences. He has been an active resource person for seminars and workshops, particularly in Clinico-pathological Correlations in Materia Medica. As a public health contributor, Dr. Trivedi has been a Nodal Officer for Adjuvant Homoeopathy in COVID-19 cases, led projects on School Health, and worked on initiatives addressing Malaria and Gastroenteritis Epidemics. He has also conducted awareness campaigns on Mother & Child Health. Through his extensive work in medical education, research, and public health policy, Dr. Trivedi has made significant strides in improving healthcare practices and education in Gujarat.



PROF DR. MANU RATHEE

SENIOR PROFESSOR & HEAD OF DEPARTMENT, PROSTHODONTICS, PGIDS, ROHTAK

Dr. Manu Rathee is Senior Professor & Head of Department, Prosthodontics at PGIDS, Pandit B. D. Sharma University of Health Sciences, Rohtak, Haryana. She holds several prestigious positions, including Member of the Court at the University of Health Sciences, Haryana, Chairperson for the Board of PG Studies, Health University, Haryana and Member of the ICMR-Nurturing Clinical Scientists Program. She is also a Fellow of the ICD, PFA, and a member of numerous professional associations. She is an Associate Editor for The Journal of Indian Prosthodontic Society, she serves on the editorial boards of several PubMed-indexed journals. She is an examiner for UG, PG, and Ph.D. programs, and a visiting professor and expert for various universities. She is Co-Chairperson of the Dental Technical Committee at NABH, Quality Council of India, and a certified assessor for NABH. A renowned speaker, she has presented over 100 papers, chaired more than 70 sessions, and participated in over 350 conferences. With more than 320 publications, she has been featured on the cover of the Journal of Prosthetic Dentistry.

GENERATIVE AI IN PATIENT MANAGEMENT AND RESEARCH

ABSTRACT

Generative artificial intelligence (AI) has rapidly emerged as a transformative tool in healthcare, with real-world applications now spanning clinical, research, and administrative domains. In diagnostic imaging, models such as generative adversarial networks (GANs) and diffusion models are being used to enhance image resolution, synthesize missing data, and aid in early disease detection. Large language models (LLMs) like ChatGPT and Med-PaLM are being explored for clinical decision support, automated documentation, and patient communication. In drug discovery, generative models accelerate the design of novel molecules with optimized therapeutic potential. Additionally, synthetic data generation enabling safe and scalable training of AI systems without compromising patient privacy. While these innovations offer immense promise, ongoing challenges include ensuring model reliability, addressing ethical concerns, and aligning with healthcare regulations. The current momentum suggests that generative AI will play an integral role in the next phase of digital health transformation. This presentation discusses the use of AI tools in clinical decision-making and biomedical research including their applications in Dentistry.



MR. SARVAR SINGH

FOUNDING DIRECTOR & CTO, SARBIT INNOVATIONS PVT LTD

Mr. Sarvar Singh is the founding Director and Chief Technology Officer at Sarbit Innovations Pvt Ltd, a startup incubated at IIT Jodhpur. He briefly worked as a Senior Project Fellow at CSIR CEERI Pilani and is currently pursuing a Ph.D. in Electrical Engineering from IIT Jodhpur. He served as Vice President of the Board of Student's Welfare at IIT Jodhpur in the year 2021-22. His area of interest includes development of AIoT-based sensors for healthcare and environmental applications, including projects on breath analysis for blood glucose monitoring, detection of trace carcinogen in spices, trace pesticide detection in Organic Honey, and early fungal infection diagnosis. He has presented his research at national and international conferences. He has published 8 research papers in reputed journals and is a member of IEEE Young Professionals Society, the American Chemical Society, and the IEEE Sensors Council.

THE INTERSECTION OF AI-ENABLED SENSING TECHNOLOGY WITH AYUSH RESEARCH: A NEW DAWN IN ALTERNATIVE MEDICINE

ABSTRACT

In the last decade, Artificial Intelligence in combination with sensing technologies has driven significant advancements in diverse application areas including healthcare and biomedical research, and it is continuing to do so. This talk explores the transformative role of AI-enabled sensing in the AYUSH domain, in general and homoeopathy research, in particular. By integrating AI with nanosensors and systems, the diagnostic accuracy may be enhanced. Further, these technologies may be used to provide scientific evidence to validate and standardize traditional formulations.

The talk delves into the opportunities which AI-powered sensing technologies offer to AYUSH researchers and practitioners. Historically, the advancements in sensing systems for healthcare have been limited to addressing challenges in modern medicine. Examples include smart diagnostic devices, portable point-of-care systems, nanotheranostics, wearable sensing devices for monitoring vitals etc. However, there is huge potential to be tapped in leveraging these technologies for the advancement of AYUSH research and practice, particularly in the areas of early diagnostics, preventive as well as corrective interventions, personalized treatment protocols, and generating scientific evidence for traditional remedies.

Smart sensors can help significant improvements in acquisition of real-time data, early detection of disease biomarkers, pattern recognition to monitor therapeutic responses in homoeopathic treatments, enabling generation of overall evidence base for AYUSH interventions. The long-standing challenges related to reproducibility, drug efficacy, and safety evaluation of traditional formulations may be well-addressed by the integration of AI with nanosensors. The capability to generate objective and quantitative data, suitable for homoeopathic interventions will be deliberated during the talk.

Additionally, the recent and ongoing research activities by Sarbit Innovations will be talked about, with a potential to extrapolate key innovations to AYUSH research. AI-powered sensing technologies can enable practitioners to tailor interventions based on patient-specific physiological as well as biological parameters, further improving the treatment efficacy and patient outcomes. The intersection of AI-enabled sensing with AYUSH practices is expected to usher in a new dawn in integrative and alternative medicine.



DR. LOKESH KUMAR SHARMA

SCIENTIST-E & HEAD (IT), ICMR – NIOH, AHMEDABAD

Dr. Lokesh Sharma is presently working as Scientist-E at Indian Council of Medical Research-National Institute of Occupational Health, Ahmedabad and Data Centre, ICMR HQ, New Delhi. He has over 22 years of research and academic experience in the application Machine Learning, Artificial Intelligence, Data Mining in health research. He is currently leading the AI Knowledge and Support for Health initiative, managing data from five nationwide clinical trials, and developing Standard Treatment Workflows for Universal Health Coverage. He has played a key role in managing and analysing the COVID-19 national database and developing predictive models. He has published more than 60 research articles and has been instrumental in shaping policies related to health research. Additionally, he has guided seven Ph.D. scholars and is a member of various research degree committees. Formally, he worked at Fraunhofer - Institute for Intelligent Analysis and Information System, Sankt Augustin, Germany.

OVERVIEW OF ETHICAL GUIDELINES FOR APPLICATION OF ARTIFICIAL INTELLIGENCE IN BIOMEDICAL RESEARCH AND HEALTHCARE

ABSTRACT

A rapidly growing field of computer science, Artificial Intelligence (AI) aims to create machines with human-like intellect. AI techniques include machine learning, deep learning, and natural language processing etc. Presently, researchers are looking at artificial intelligence for health research, health service delivery, chronic condition management, and disease detection. AI possesses the capacity to tackle significant health concerns; nevertheless, its efficacy may be constrained by the quality of accessible health data and its incapacity to exhibit certain human traits. Ethics is crucial in health research to protect the dignity, rights, and wellbeing of research participants. Consequently, any study involving human subjects must undergo evaluation by an ethics committee to guarantee adherence to the requisite ethical norms. Ethics is becoming increasingly important for AI in health research to ensure that AI technologies adhere to health privacy laws and rigorously safeguard patient data. The execution of AI auditing procedures must adhere to ethical principles that emphasise patient welfare and equity. United Nations Educational, Scientific and Cultural Organization (UNESCO), meeting in Paris from 9 to 24 November 2021 recommended to apply ethics of artificial intelligence. The World Health Organisation (WHO) published Ethics and governance of artificial intelligence for health in 2024 to protect autonomy, promote human well-being, safety, and the public interest, ensure transparency, "explainability" and intelligibility, foster responsibility and accountability, ensure inclusiveness and equity, and promote responsive and sustainable AI.

Indian Council of Medical Research (ICMR) an apex body in India for the formulation, coordination and promotion of biomedical research came with national ethical guidelines for biomedical and health research involving human participants in 2023. This guideline covers AI-based techniques for biomedical and health research and applications involving humans and their biological data. These guidelines are for health practitioners, technology developers, researchers, entrepreneurs, hospitals, research institutes, organisations, and lay people who want to use AI to use health data for biomedical research and healthcare delivery.



DR. HARSH NIGAM
CONSULTANT, MULTI-SPECIALTY OUTDOOR HOMOEOPATHIC CENTRE, KANPUR

Dr Harsh Nigam, despite having obtained M.B.B.S and MD (Physiology), could not suppress the heritage of homoeopathy and obtained his membership of Faculty (MF), from the Royal London Homoeopathic Hospital, U.K. Currently spearheading multi-speciality OPD-Hospital at Kanpur, with an in-depth understanding of pathophysiology, promoting "Medical Homoeopathy" as a scientifically grounded therapeutic system. Since 2002, he has practiced Homoeopathy with a holistic approach, incorporating psychological, physiological, and pathological aspects of care, and pioneered Homoeopathic telemedicine in Northern India in 2004. He established the Academy of Rationale Therapeutics in Homoeopathy and the Sharnam Homoeopathic Research Society, providing charitable care to underprivileged communities. He is a member of the Scientific Advisory Board at the Central Council for Research in Homoeopathy and has published research in prominent journals. He has authored five books on Homoeopathy, which are widely used in colleges. His online courses "MODUS FOUNDATION" and "MODUS PRESCRIBER" are also active on The Homoeopathic Academy platform.

AI BASED POTENCY CALCULATOR FOR FUTURE PROTOTYPE

ABSTRACT

The present invention relates to a computer-implemented method and system for determining Homoeopathic medicinal potency based on Nigam's Potency Scale. The system processes patient symptom data input via an interface, categorizing them into three main factors: nature of medicine, nature of disease, and susceptibility of the patient. Each factor is associated with predefined values to generate a total score within a range of 18 to 54, corresponding to different potency levels, including low, medium, high, very high, and ultra-high potencies. The system utilizes a memory unit to store the Nigam's Potency Scale and a processing unit to calculate the sum of the inputs, displaying the result through a display unit. This method ensures an unbiased and accurate potency determination by distributing values evenly across the factors, facilitating precise Homoeopathic treatment recommendations. Details of the potency selector will be provided during the presentation. The details of potency selector are available through Mobile Application on Android Playstore and Apple store.



DR. ADITYA DILIP KUMAR PATIL
ASSISTANT PROFESSOR, DEPTT. OF HOMOEOPATHIC PHARMACY
NOBLE HOMOEOPATHIC COLLEGE AND RESEARCH INSTITUTE

Dr. Aditya Dilip Kumar Patil received his Bachelor of Homoeopathic Medicine and Surgery and Doctor of Medicine in Homoeopathic Pharmacy from Bharati Vidyapeeth University, Pune, Maharashtra, India. He has received Bamra Arogya Trust (Lippe Shield Award) and is also a Gold Medal rank holder with more than 20 research paper published and indexed in Scopus, PubMed, Web of Science, Google Scholar and UGC Journals. He was working as Senior Research Fellow in Central Council for Research in Homoeopathy (CCRH) under Ministry of AYUSH, New Delhi, India. He has also worked as AYUSH Medical Officer in National Rural Health Mission (NRHM), Maharashtra, Kolhapur Division in pandemic of Covid-19. He was working as research coordinator for Dr. D. Y. Patil Homoeopathic College, Dr. D. Y. Patil University, Pune, Maharashtra, wherein he contributed in crucial projects of stem cell research, community health research, oral cancer research, questionnaire development for remedy analysis for Covid-19, Phyto-chemical Screening, Drug Proving, Short Term Scholarship Program (STSH), Agro-homoeopathy, Chick Embryo Model research, Clinical trials, developing Memorandum of Understanding (MoU) with Willmar Schwabe Pharmaceutical Private Ltd company and with Central Council for Research in Homoeopathy (CCRH) Ministry of AYUSH, New Delhi, India. He has also presented research papers in State, National and International Conference like Liga Medicorum Homoeopathica Internationalis (LMHI) United Kingdom (UK), Evince -Meta-analysis Kerala, AYUSH conference Kerala, and AYUSH conference CIDCO Bhavan, Navi Mumbai, India. Currently he is working as Assistant Professor in department of Homoeopathic Pharmacy, Noble Homoeopathic College and Research Institute (NHCRI) and is also a convener in Institutional Ethics Committee – NHCRI. He is founder of Tech Hom Research Solutions (THRS) a virtual based startup for upliftment of research aid education for Homoeopathy and is currently helping the young generation budding researchers to explore the field of homoeopathy.

"EVALUATING GENERATIVE AI AND HOMOEOPATHIC APPROACHES IN PSORIASIS DIAGNOSIS AND TREATMENT: A META-ANALYSIS OF RETROSPECTIVE STUDIES"

Aditya Dilipkumar Patil, Sargam Singh

ABSTRACT

Background: Psoriasis is a chronic inflammatory skin disorder with complex etiology, requiring accurate diagnosis and personalized treatment strategies. Generative AI has emerged as a diagnostic aid in dermatology, leveraging deep learning models to enhance precision and treatment planning. Homoeopathic physicians, on the other hand, use individualized repertorization techniques to manage psoriasis holistically. This meta-analysis evaluates the comparative diagnostic performance and treatment outcomes of Generative AI and homoeopathic physicians in psoriasis management based on retrospective studies.

Objective: To systematically analyze and compare the diagnostic accuracy and treatment effectiveness of Generative AI and homoeopathic physicians in psoriasis management through a meta-analysis of retrospective studies.

Methods: A systematic literature review and meta-analysis were conducted on retrospective studies assessing psoriasis diagnosis and treatment outcomes using Generative AI and homoeopathic approaches. Studies were selected based on inclusion criteria such as sample size, methodology quality, and reported treatment efficacy. Statistical analyses were performed to evaluate pooled effect sizes, sensitivity, specificity, and heterogeneity across studies. AI-driven diagnostic models were assessed for accuracy in identifying psoriasis subtypes and predicting treatment response, while homoeopathic treatments were evaluated based on patient-reported symptom relief and long-term remission rates.

Results :

- Generative AI demonstrated a high sensitivity (≥90%) and specificity (≥85%) in diagnosing psoriasis and differentiating it from similar dermatological conditions, leveraging image-based analysis and symptom clustering.
- AI-assisted treatment models predicted optimal therapeutic interventions by analyzing patient histories, genetic markers, and response patterns, improving treatment efficiency.
- Homoeopathic physicians exhibited strengths in personalized treatment approaches, with reported symptom relief in chronic psoriasis cases. However, diagnostic variability among practitioners led to inconsistent treatment outcomes.
- Meta-analysis findings suggested that while homoeopathy may contribute to patient-reported improvements in skin symptoms and quality of life, the lack of standardized diagnostic biomarkers reduced reproducibility in psoriasis treatment.

Conclusion : Generative AI demonstrates superior diagnostic accuracy and predictive treatment modeling for psoriasis compared to homoeopathic physicians, while Homoeopathy offers individualized therapeutic approaches that may benefit long-term patient well-being. Integrating AI-driven diagnostic support in homoeopathic practice could improve diagnostic consistency and treatment planning. Further prospective trials are needed to validate AI-assisted homoeopathic interventions in psoriasis management. Ethical considerations, including practitioner autonomy, patient trust, and AI-driven decision-making, must be addressed for successful implementation.



DR. DEEPTI SINGH

RESEARCH OFFICER (HOMOEOPATHY)/SCIENTIST-2, CCRH.

Dr. Deepti Singh is MD (Homoeopathy) and is working as Research Officer (Homoeopathy)/ Scientist-2 in the Central Council for Research in Homoeopathy, Headquarters, New Delhi which is an apex body for undertaking research in Homoeopathy, under Ministry Ayush, Govt. of India. Born in Delhi, Dr Deepti completed her BHMS from the Nehru Homoeopathic Medical College, Delhi University and was recipient of the Bronze Medallist in the year 2006. She further served as House Physician in the NHMC& Hospital where she has experience in supervising IPD and OPD of the hospital. Thereafter, she completed MD (Homoeopathy) in Repertory specialization and is pursuing PhD in Homoeopathy. Dr Deepti is working as Research Officer (Homoeopathy) since 2016. Her current job profile includes coordinating the Clinical Research projects on High-altitude sickness, Myopia, Adjustment disorder, Urinary tract Infection and ADHD of the Council. She serves as the Webinar Coordinator for the Council, where she has organized numerous capacity-building webinars for Council scientists and homoeopathic researchers. Since 2015, she has also been the Associate Editor of the Indian Journal of Research in Homoeopathy, the Council's peer-reviewed journal, and the Editor of the CCRH Quarterly Newsletter. Additionally, she manages the Council's social media activities, including its Twitter page. Dr. Deepti has contributed to various Council publications, such as annual reports, dossiers, books, and journal abstracts. She has authored approximately 20 publications in peer-reviewed indexed journals, 8 of which are listed in Scopus and have received multiple citations. She has presented her work at numerous national and international conferences.

USE OF AI BASED TOOLS IN EDUCATION, PRACTICE AND RESEARCH

ABSTRACT

The artificial intelligence (AI) has become an imperative tool in all domains, especially in healthcare field, which is complex and challenging. Recent advancements in AI have revolutionized the mainstream healthcare as well as traditional & complementary healthcare. Integration of AI in Homoeopathy which is based on the individualised and holistic approach is having immense potential and scope.

Education: AI tools can be used to enhance learning, with simulation models, of medical and Homoeopathy related topics like Materia Medica, repertory, understanding clinical picture of a particular drug. It can help in keeping track of individual students, their progress and learning needs, provide virtual mentorship and interactive content.

Practice: AI is quickly changing the way healthcare works, making it easier to diagnose illnesses, personalize treatments, and improve how clinics/hospital run. For example, there are AI tools for diagnostic image assessment, with appropriate data and information in the system, it can predict things like disease progression. Tools like chatbots can create AI Avatar of doctors can be used at preliminary level, interactive dashboards allow doctors to make sense of complex patient data. The challenges, like protecting patient data, preventing AI biases and prejudices need to be addressed, which can be done if large of pool users are there giving continuous feedback for improvement. We must ensure to used AI as the future of AI in healthcare looks bright, offering a more personalized, efficient, and proactive approach to patient care.

Research: From literature review, to designing clinical trials and using AI for data visualisation and analysis, there is vast and emerging scope of AI in research. AI algorithms can analyze large datasets to identify the most effective treatment arms, patient populations, and endpoints. The advancements in form of health monitoring apps, artificial intelligence technologies, particularly machine learning and deep learning algorithms can be useful in research, writing scientific papers. The platforms like Gemini, Meta, Perplexity, Elicit etc are some of common useful tools which are freely available. AI is playing a crucial role in optimizing the Decentralized clinical trials (DCTs), leveraging digital technologies, are transforming research by enabling remote patient engagement and data collection. AI can automate data entry, identify anomalies, and provide real-time insights into trial performance, ensuring data integrity and accelerating analysis. Keeping in view the ethical guidelines such trial design leveraging AI can increase efficiency promote faster results.

The presentation shall focus on these AI tools that can enhance education, practice and research in Homoeopathy.

11th APRIL 2025

SEMINAR HALL 1B (GF)

11th April 2025

9:30AM – 11:30AM

Scientific Session III
Integrative Oncology

Chairperson:

- Dr. Sreepad Hegde, Former professor & HOD, GHMCH, Bengaluru, Karnataka

Co-Chairperson:

- Dr. Shashank Kothari, Principal, Gandhinagar Homoeopathic Medical College

Speakers:

- Dr. Navneet Sharma, Director, Narayan Homoeopathic Chikitsalaya, Roorkee
- Dr. Ravi Doctor, Associate Professor & HOD, Virar Homoeopathic Medical College & Hospital, Thane
- Dr. Nilanjana Basu, Associate Professor, Research Coordinator & Phd Coordinator, Amity Institute of Indian System of medicine, Amity University, Noida
- Dr. RS Krishneswari, Associate Professor, Deptt of Practice of Medicine, NHRIMH, CCRH

Convenor:

- Dr. Harleen Kaur, Research Officer(H)/ Scientist-2, CCRH, New Delhi

Co-convenor:

- Dr. Shaji Kumar R.T, Research Officer(H)/ Scientist- 4, DDPRCRI(H), Noida

Rapporteur:

- Dr. Shalini Rao, Research Associate (H), CCRH, New Delhi

Understanding Journals' Expectations (45 minutes)

Chairperson:

- Dr. Mohit Mathur, Deputy Medical Superintendent, NHMC&H, Delhi

Co-Chairperson:

- Dr. Mihir Parikh, Smt Malini Kishore Sanghavi Homoeopathic Medical College & Hospital

Speaker:

- Dr. Harleen Kaur, Research Officer(H)/ Scientist-2, CCRH, New Delhi

Co-convenor:

- Dr. Shashi Giri, Research Officer (H)/ Scientist-1, HTC, CCRH

Rapporteur:

- Dr. Parul, Research Associate (H), CCRH, New Delhi



PROF. DR. SHREEPAD HEGDE

FORMER PROFESSOR AND HOD, GOVT. HOMOEOPATHIC MEDICAL COLLEGE AND HOSPITAL, BENGALURU, KARNATAKA

Former Professor and HOD at Govt. Homoeopathic Medical College, Bangalore, is a renowned Homoeopath with over 36 years of teaching and 40 years of clinical experience. He currently serves as a member of the Special Committee for Homoeopathic Pathogenetic Trials (CCRH) and the Governing Body of the National Institute of Homoeopathy. As the Director of Tattva Homoeopathic Research Center, he has presented numerous scientific papers at national and international conferences and has contributed significantly to research-oriented clinical practice.

Dr. Hegde is an accomplished author, editor, and community health advocate, organizing free medical camps for over 20 years. He has received numerous accolades, including the Homoeo Acharya Award, Aryabhata International Award, and the Eminent Teacher Award. Beyond his contributions to Homoeopathy, he is a dedicated Yakshagana artist and cultural promoter, celebrating and preserving traditional Indian art forms.



DR SHASHANK KOTHARI

PRINCIPAL, GANDHINAGAR HOMOEOPATHIC MEDICAL COLLEGE

Dr. Shashank Kothari, born on 2nd February 1972, is an Indian national and a Hindu by religion, residing in Shahibaug, Ahmedabad. With over 15 years of academic experience in various Homoeopathic institutions since 2008, Dr. Kothari currently serves as the Principal of Gandhinagar Homoeopathic Medical College (since 2022). He is also the Co-Teacher & President of the Gujarat Sehgal Expert System of Homoeopathy, and the Founder & Managing Director of KOTHARI's Homoeopathic Clinic, which he established in 1996.



DR. NAVNEET SHARMA

DIRECTOR, NARAYAN HOMOEOPATHIC CHIKITSALAYA, ROORKEE, UTTARAKHAND

Dr. Navneet Sharma with his wife Dr. Asha Sharma, represents the third generation of a family passionate about homoeopathy, continuing the legacy of Narayan Homoeopathic Chikitsalya, established by Dr. Navneet's great-grandfather in 1983 in Roorkee, Uttarakhand. Inspired by his late father, Dr. J.N. Sharma, a scientist and homoeopath, Dr. Navneet has dedicated himself to serving communities with free homoeopathic treatments, conducting over 350 medical camps across multiple states. With a career spanning since 1997, Dr. Navneet's clinical practice is focused on evidence-based homoeopathy, particularly for cancer and challenging cases. He has been honored by various organizations, including the Uttarakhand Chief Minister for his efforts in Covid-19 management. Additionally, he was one of the first nine homoeopaths in India to submit a clinical case report to the CCRH-HCCR Portal, which was later published.

RESOLUTION OF UROTHELIAL CARCINOMA OF URINARY BLADDER WITH HOMOEOPATHY: AN EVIDENCE BASED CLINICAL CASE REPORT

ABSTRACT

Background: Urothelial Carcinoma (Transitional cell carcinoma) is the cancer originating in the urothelial cells, lining the Urinary bladder, Ureters, Urethra, and the Renal pelvis. Majority of the bladder cancers are Urothelial carcinomas and is common among elderly. Risk factors include smoking, chemical exposure, and chronic bladder inflammation. Worldwide, bladder cancer is the 9th most common malignancy. In the year 2023 globally 220,000 people died from bladder cancer.

Case summary: A 50 years old female, reported with painless gross haematuria along with polyurea, dysuria and fatigue. Patient was anxious with sunken looks and was weak and was accompanied by her son and husband holding her from sides, constantly leaning to the consultation room. Urinary bladder mass was detected in the ultrasound and CT-Scan abdomen. Histopathological report showed low-grade Urothelial Carcinoma of the urinary bladder, According to TNM classification its stage was T1, N0, M0, Her Karnofsky Performance status was 60%. Eastern Cooperative Oncology Group score status was 02. The haematuria lessened post initial prescription of Arsenic Album 0/1 LM later Carcinocin 200 C was prescribed and in subsequent follow ups Hydrastis Canadensis 3X followed by Staphysagaria 0/1 and later 0/2 in the end.

Results: Condition started improving, haematuria, dysuria and polyurea subsided gradually. The ultrasound scans revealed, no evidence of any residual urinary bladder mass. Modified Naranjo Criteria for Homoeopathy (MONARCH) score was assessed which came out to13. Patient is alive and maintaining a stable quality of life for the last one year.

Conclusion: The case study reveals a positive role of homoeopathic treatment in Urothelial Carcinoma, whose management remains challenging. Documented cases of urothelial carcinoma treated with homoeopathic medicines could contribute to evidence-based medical literature. While searching for different medical database, this case stands out, as hardly any reported well documented case of resolution of Urothelial Carcinoma of urinary bladder by Homoeopathy in Humans was found till date.



DR. RAVI DOCTOR
ASSOCIATE PROF & HOD
VIRAR HOMOEOPATHIC MEDICAL COLLEGE & HOSPITAL, THANE, MAHARASHTRA

Dr. Ravi Doctor is an Associate Professor and Head of Department at Virar Homoeopathic Medical College, Thane, and serves as an examiner for the Maharashtra University of Health Sciences. Internationally, he leads the International Integrated Oncology Training (an Indo-Swiss initiative) in palliative oncology. Additionally, he practices as a Homoeopathic Consultant at Saifee Hospital, Masina Hospital, and Mumbai Police Hospitals. With a BHMS from Bombay University (1998), he pursued postgraduate studies at Allen College, UK, and earned a fellowship from the British Institute of Homoeopathy in 2007. He also holds certifications in palliative medical oncology from Tata Memorial Hospital and pursued further studies in integrative oncology at Lukas Klinik, Switzerland, with clinical training at Berlin Cancer Hospital.

Previously, Dr. Doctor served as a Homoeopathic Physician to the Indian Army at the Suvidha Clinic in Colaba from 2010 to 2018 and worked with the Ministry of Defence from 1998 to 2010. His research contributions include the role of Homoeopathy in immune modulation for COVID-19, presented in collaboration with the Central Council for Research in Homoeopathy (CCRH) and Maharashtra Police. He has presented on Homoeopathy's role in chemotherapy support, palliative oncology, and integrative cancer care at international platforms, including the European Congress of Homoeopathy, Swiss Cancer Conference, and LIGA Congress in Germany. His dedication to advancing integrative oncology continues to shape the global discourse on complementary cancer care.

ROLE OF RESEARCH-BASED HOMOEOPATHIC MOLECULES IN INTEGRATIVE & PALLIATIVE ONCOLOGY: A SYSTEMATIC REVIEW OF CONVERGING HOMOEOPATHIC WISDOM WITH MODERN ONCOLOGY

Dr. Ravi Doctor, Dr. Varada Phule

ABSTRACT

In an era where cancer therapy faces mounting challenges, a remarkable convergence is emerging between modern oncology and centuries-old homoeopathic wisdom. This systematic review unveils how natural molecules long-established in homoeopathic pharmacopeia are finding validated applications in contemporary cancer care. This systematic review explores how long-established Homoeopathic molecules are increasingly recognized for their potential applications in cancer care. Key research findings highlights the promising results of Homoeopathy in improving quality of life, managing radiation dermatitis, chemotherapy-induced stomatitis, and survival benefits when Homoeopathy complements conventional treatments. The integration of homoeopathic molecules with modern oncology creates a transformative frontier where ancient wisdom meets cutting-edge science to enhance patient outcomes and expand the possibilities of comprehensive cancer care.



DR. NILANJANA BASU
ASSOCIATE PROFESSOR, RESEARCH CO-ORDINATOR, PHD CO-ORDINATOR
AMITY INSTITUTE OF INDIAN SYSTEM OF MEDICINE, AMITY UNIVERSITY, NOIDA

Dr. Nilanjana Basu, a homoeopathic clinician-scientist, has an illustrious background in education and administration. Formerly serving as a Professor in the Department of Surgery and Vice Principal at Bakson Homoeopathic Medical College & Hospital, Greater NOIDA, she has contributed significantly to the field of Homoeopathy. Dr. Nilanjana currently holds the position of Associate Professor, Research Co-ordinator and PhD Co-ordinator at the Amity Institute of Indian System of Medicine, Amity University, NOIDA and also practices Homoeopathy in Delhi, NCR, where she specializes in managing the post-treatment morbidity of cancer patients. Driven by her profound interest in exploring the scientific basis of traditional homoeopathic medicines, particularly in the context of cancer treatment, Dr. Nilanjana made a pivotal decision to transition from her administrative and educational roles to pursue a full-time PhD program at the Amity Institute of Molecular Medicine & Stem Cell Research. Her research focuses on hormone-dependent and hormone-independent breast cancer, to unravel the intricate molecular mechanisms underlying homoeopathic treatment approaches. Her dedication to bridging the gap between traditional homoeopathic practices and modern scientific understanding exemplifies her role as a pioneering figure in homoeopathic cancer research.

BENCH TO BEDSIDE: TRANSLATING PRECLINICAL STUDIES TO HOMOEOPATHIC CANCER THERAPY

ABSTRACT

Triple-negative breast cancer (TNBC) is an aggressive malignancy with limited therapeutic options in conventional medicine. Standard treatment protocols, including chemotherapy, radiotherapy, and immunotherapy, often fail to prevent recurrence and metastasis. In this context, Homoeopathy offers a promising complementary approach. Our preclinical studies investigated the effects of Arnica montana on TNBC, revealing its potential to reverse epithelial-mesenchymal transition (EMT)—a key process in cancer metastasis. In vitro findings demonstrated that Arnica treatment restored epithelial markers while downregulating mesenchymal markers, suggesting an inhibitory effect on cancer cell invasiveness and metastatic potential.

These insights guided the application of Arnica montana in a clinical setting. A TNBC patient, post-surgical intervention, was administered Arnica as an adjunct therapy for two years. Notably, the patient experienced a minor metastasis, which subsequently resolved without recurrence. Remarkably, the patient has remained disease-free for two years, a rare outcome compared to standard TNBC treatments, which frequently fail to prevent metastasis despite aggressive multimodal therapy.

This case exemplifies the translational potential of preclinical research in homoeopathic oncology. The successful application of Arnica in a clinical setting underscores the importance of mechanistic studies in guiding integrative cancer treatments. Further research is underway to elucidate the molecular pathways underlying Arnica's effects and to explore its broader applicability in TNBC management. Bridging the gap between bench and bedside, this study highlights the role of Homoeopathy as a potential adjunct in improving TNBC outcomes, warranting further scientific exploration and clinical validation.



DR. R.S. KRISHNESWARI
ASSOCIATE PROFESSOR, DEPT. OF PRACTICE OF MEDICINE.
NATIONAL HOMOEOPATHY RESEARCH INSTITUTE IN MENTAL HEALTH KOTTAYAM.

Dr. R.S. Krishneswari, M.D. (Hom.), is an Associate Professor in the Department of Practice of Medicine at NHRIMH, Kottayam. She completed her BHMS in 2009 and MD in 2013 from Sarada Krishna Homoeopathic Medical College under The Tamilnadu Dr. M.G.R. Medical University, securing top ranks. With extensive teaching and clinical experience, she has served as a Medical Officer and Assistant Professor before her current role. She cleared the PhD entrance exam by KUHS in 2021 and the NTET in 2024. Dr. Krishneswari has 12 publications, mentors PG students, serves as an examiner, and is the Site PI for a CCRH multicentric hypothyroidism study. Additionally, she is a resource person for training, awareness, and educational programs.

ENHANCING LIFE EXPECTANCY AND QUALITY OF LIFE: INTEGRATING HOMOEOPATHY IN CANCER CARE

Dr.R.S.Krishneswari, Dr.K.C.Muraleedharan, Dr.Sivaramyapragathi R.S.

ABSTRACT

Background: Cancer is a leading cause of death worldwide, accounting for nearly 10 million deaths in 2020, or nearly one in six deaths. In India, one in nine people are likely to develop cancer in his/her lifetime. Cancer management aims not only at prolonging life but also at improving the symptoms of patients. Homoeopathy, as an adjunctive therapy, has been explored for its role in symptom palliation, immune modulation, and overall well-being. This work presents clinical outcomes of cancer patients who received individualized homoeopathic treatment alongside conventional care.

Material And Methods: A retrospective analysis of five cancer patients from Oncology OPD of NHRIMH, Kottayam treated with individualized homoeopathic remedies along with conventional treatment was conducted. The first case was Chronic Myeloid Leukaemia treated with Calcarea arsenicosa 30 who showed marked reduction in Real time QPCR assay within three months. The second case was a diagnosed case of recurrent Carcinoma Bladder treated symptomatically with homoeopathic medicine showing marked improvement in symptoms and wellbeing with evidence in investigations. The third was a child diagnosed with Rhabdomyosarcoma, alveolar subtype managed symptomatically showing no evidence of disease in the latest investigation. The fourth and fifth cases were of Carcinoma Pancreas and Lungs showing documented improvement in symptoms and overall well-being.

Results: Significant improvements were observed in pain management, fatigue reduction, appetite restoration, emotional well-being, and overall improvement in symptoms in all the five cases. Response assessment using MYMOP and EDMONTON SYMPTOM ASSESMENT REVISED score was documented. The causal relationship was evaluated by MONARCH score that showed improvement.

Conclusion: This suggests that the role of Homoeopathy in oncology may show improvement in symptoms and potentially influences the general wellbeing along with conventional treatment. Further systematic research is required to establish the role of Homoeopathy in evidence-based oncology.

UNDERSTANDING JOURNAL'S EXPECTATIONS:



DR. MOHIT MATHUR

DEPUTY MEDICAL SUPERINTENDENT IN NEHRU HOMOEOPATHIC MEDICAL COLLEGE & HOSPITAL

Currently working as Deputy Medical Superintendent in Nehru Homoeopathic Medical College & Hospital. He has 21 years of experience in teaching Practice of Medicine to under-graduates and post-graduates. He has been the paper setter and examiner in the subject Practice of Medicine for various universities. He has been invited as a subject expert by National Testing Agency (NTA) for assistance in AIAPGET. He has also been invited as a subject expert in Practice of Medicine by various state public service commissions and by Union Public Service Commission (UPSC). He has also participated as a subject expert for drafting CBDC syllabus for post-graduate course in Practice of Medicine. He has also contributed as an assessor for Assessment & Rating of Homoeopathy Colleges by National Commission for Homoeopathy and NABET-QCI. He is the Chief Investigator in the ongoing clinical trial for assessing effectiveness of individualized homoeopathic treatment in cases of rheumatoid arthritis in NHMC&H. He has contributed 23 research papers in various national and international journals. This includes a paper on "Clinical Characteristics and Remedy Profiles of Patients with COVID-19" and a paper on "NHMRC report on Homoeopathy", published in the journal Homoeopathy. He has also presented my work in various national and international conferences. He is reviewer of journal Homoeopathy, Journal of Ayurveda and Integrative Medicine, Indian Journal of Research in Homoeopathy, Journal of Postgraduate Medicine, and Homoeopathic Links. In 2014-15, awarded "Certificate of Excellence" by the Directorate of AYUSH. He has received Certificate of appreciation for my work during COVID 19 and an "outstanding Poster Award" in LMHI Global Colloquium 2021. He has participated in Ayushman bhava shows on Rajya Sabha TV and Doordarshan channels (DD News, DD Kisan, & DD Urdu) on multiple occasions on topics such as M. pox infection, Rheumatoid Arthritis, cardiac disorders etc.



DR. MIHIR M. PARIKH

Dr. Mihir M. Parikh is a highly qualified and experienced professional in the field of Homoeopathy and Medical Education. He holds a DHMS (1984), BHMS (Graded - 1987), M.D. (2006) from JRN University, Udaipur, and an MBA in Educational Management (2011). Currently pursuing a PhD at SGGU, he has also completed a Post Graduate Fellowship in Life Style Medicine from Apollo Hospitals Educational & Research Foundation, and a Certificate Course in Health & Family Welfare from NIHFW, New Delhi.

Dr. Parikh has held various esteemed positions throughout his career. He is currently serving as the Campus Director at Smt. Malini Kishore Sanghvi Hospital & Educational Complex, Karjan (since 2017). He is also a Professor and Head of the Department of Organon of Medicine, Trustee of the Homoeopathic Education & Charitable Trust, Vadodara, and a member of the Institute of Clinical Research. Previously, he served as the Principal of M S Pathak Homoeopathic Medical College, Baroda, and Smt Malini Kishore Sanghvi Homoeopathic Medical College, Karjan. He has also held the position of Past President of the Homoeopathic Medical Association of India, Vadodara Unit.

A prolific presenter, Dr. Parikh has shared his expertise at several international conferences, including those in Paris, Mumbai, New Delhi, and Istanbul. He presented on “Homoeopathic Management of Malaria” at LMHI in Istanbul (2022) and Seville (2022). He has also regularly contributed to scientific discussions at ICR Symposiums since 1990 and won the Best Scientific Presentation award at the 1st West Zone Scientific Seminar.

Dr. Parikh’s contributions to the field of Homoeopathy extend beyond presentations. He is the editor of Homoeopathy Made Easy by MedMeanings and has developed two mobile applications, Med-Meanings and Totality. His work has earned him the World Record India award. Additionally, he has been conducting research on malnutrition in the Karjan Block for the past four years as part of his ongoing PhD.



DR. HARLEEN KAUR

RESEARCH OFFICER (HOMOEOPATHY)/ SCIENTIST -2, CCRH

Dr. Harleen Kaur, a BHMS-MD with over two decades of dedicated service, stands as a prominent figure in the realm of homoeopathic research, public health initiatives, and medical communication. Her extensive career is marked by a profound commitment to advancing the scientific understanding and clinical application of homoeopathy, evidenced by a robust portfolio of research and scholarly contributions, with over 40 publications to her credit. Her Research Gate score is 136.4. At the core of her professional endeavours lies a substantial involvement in clinical trials, where she has consistently assumed leadership roles. As Principal or Co-Investigator, she has spearheaded more than 15 clinical trials, spanning diverse medical domains such as sports medicine, lung cancer, breast cancer, alcohol dependence, and stroke. Notably, her pivotal research on the adjuvant treatment of moderate and severe COVID-19 cases, conducted at esteemed institutions like AIIMS, Jhajjar, and St. George Hospital, Mumbai, has garnered international recognition, with findings published in respected journals like Homoeopathy and PLoS ONE. Her editorial stewardship of the Indian Journal of Research in Homoeopathy (IJRH), a publication of the Central Council for Research in Homoeopathy (CCRH), has been instrumental in enhancing the journal's credibility and global visibility. Through meticulous oversight and strategic direction, she has elevated the journal's standing as a leading platform for homoeopathic research, attracting contributions from scholars worldwide. Beyond her national contributions, Dr. Kaur has actively engaged with the international homoeopathic community, serving as a resource person at prestigious conferences and congresses. Her participation in events such as the 100th Faculty of Homoeopathy Congress in Edinburgh, the Homoeopathy Research Institute conference in London, and the LMHI2022 congress in Turkey underscores her expertise and commitment to global knowledge exchange, with presentations on topics ranging from the role of medical pluralism in public health to the application of Homoeopathy in COVID-19 management. Notably, her presentation on "Homoeopathic Journalism in India: Then, Now & After" at the 67th World Homoeopathic International Congress in Japan, highlighted the historical perspective and future vision for homoeopathic communication. Her organizational and coordination skills have been vital in the success of major international events. Notably, she served as Principal Co-ordinator for the 66th World Homoeopathic Congress of Liga Medicorum Homoeopathica Internationalis held in New Delhi, and as a coordinator in the International Conference on Traditional Medicine for South-East Asian Countries, organized by the Department of AYUSH in collaboration with the WHO South-East Asia Regional Office. Fluent in English, Hindi, and Punjabi, Dr. Kaur possesses a versatile communication skill set that facilitates effective engagement with diverse audiences. Born on March 7th, 1983, she is a true reflection of a dynamic and forward-thinking professional, dedicated to advancing the scientific and clinical frontiers of Homoeopathy.

UNDERSTANDING JOURNALS' EXPECTATIONS

Kaur Harleen, Chatterjee Tania, Parul

ABSTRACT

Understanding medical journals' expectations is crucial for authors seeking to publish their research. Medical journals often have specific guidelines regarding the structure, style, and format of submitted articles, as well as the quality and scope of the research. These expectations typically include adherence to ethical standards, clear presentation of data, comprehensive literature reviews, and a strong emphasis on scientific rigor. Authors must also be mindful of the journal's target audience, ensuring their work addresses relevant clinical or scientific questions. By aligning with these expectations, researchers can increase their chances of successful publication and contribute meaningfully to the advancement of medical knowledge. While talking about journals' expectations, the talk will have reflections from the speaker's experiences about submissions made in the Indian Journal of Research in Homoeopathy (IJRH), CCRH's own research journal.

Any peer-reviewed scientific journal is committed to publishing high-quality research that has the potential for advances in their respective field. An indexed journal should adhere to reporting guidelines specific to different article types. All published manuscripts are expected to be prepared in accordance with "Uniform requirements for manuscripts submitted to Biomedical Journals" developed by the International Committee of Medical Journal Editors (ICMJE). Before submitting the manuscript to any journal, it is necessary that an author reads and understands the basic guidelines of that journal. The guidelines have inputs on various aspects, which begin right from writing an abstract, and up till the references are written in a paper. Authors would notice that the guidelines for the instructions to authors would include several check points, like permissible word count in an abstract, the points to be mentioned under objectives to the study, the salient features under methodology etc.

The syntax, flow of text and reference styling are other major aspects that editors expect to be well attended to as per the journal's guidelines. The authors must also strictly adhere to the timelines provided for revision. Adhering to the given timelines showcases the commitment, dedication, and seriousness of author(s) regarding a manuscript. This timeline may vary from journal to journal.

All reputed journals follow rigorous scientific standards before accepting any article for publication. The authors must make sure that the submitted manuscript falls under the scope of the journal. The manuscript submitted must provide significant insights and findings that are expected to contribute substantially to the existing knowledge in the field.

A manuscript is invariably rejected after careful consideration of the reviewers and/or the Editorial Board in terms of research methodology, scientific rigor, authenticity of data used, and relevance to the profession. Poorly written manuscripts, insufficient literature review, ethical concerns, plagiarism in the text, too much (and evident) use of Artificial Intelligence (AI), and lack of novelty are the major reasons for rejection of a manuscript.

Homoeopathy is at the crossroads of building evidence for its global spread and acceptance. At this juncture, it is pivotal for every researcher to contribute to this new phase of evidence-based Homoeopathy with an informed approach to scientific writing so that their best work is accepted in reputed journals, which will bring pride not only to the authors but also the profession as a whole.

11th April 2025

11:30 AM-1:30 PM

Scientific Session IV

Case reports and case series in homoeopathy

Chairperson:

- Dr. Pinakin Trivedi, Chairman Incharge, NCH

Co-Chairperson:

- Dr. Jatin Dhagat, Swaminarayan Homoeopathic College

Speakers:

- Dr. Nishant Daryani, Chief Physician, Homoeopathic Migraine Clinic, Jaipur.
- Dr. Jitesh Sharma, JDS Multi Super-Speciality Homoeopathic Hospital & Research Centre, Jharsuguda Odisha.
- Dr. Munjal Thakar, Head of Research Methodology & Biostatistics Department, Parul University.
- Dr. Abhijit Chakma – Research Officer (H)/S1, RRIH, Agartala
- Dr. Nitin Saklani Research Officer (H)/S-1, RRI(H), Shimla
- Dr. Amiya Goswami, Principal Rajasthan Vidyapeeth Homoeopathic Medical College and Hospital Dabok, Udaipur.
- Dr. Harindani, Practitioners, Dr Batra's Clinic

Convenor:

- Dr. GRC Reddy, Research Officer(H)/ Scientist- 4, CRUH, Tirupati

Co-convenor:

- Dr. Birendra Rawat, Research Officer(H)/ Scientist-3, RRI, Mumbai

Rapporteur:

- Dr. Charu Popli, Senior Research Fellow (H), CCRH, New Delhi



DR. JATIN DHAGAT

Dr. Jatin Dhagat is a highly experienced homoeopathic professional with over 22 years of expertise in teaching, research, and clinical practice. Currently serving as the Principal at Shree Swaminarayan Homoeopathy College and Dean of Homoeopathy at Swaminarayan University, Dr. Dhagat has held leadership roles, including Professor and Head of the Department at various homoeopathic institutions. He earned his M.D. in Homoeopathy from S.P. University in 2004 and has contributed to academic advancements by guiding postgraduates and PhD students. Throughout his career, he has presented papers at numerous national and international homoeopathic conferences, receiving various accolades for his contributions. Dr. Dhagat has led several research projects on homoeopathic treatments for health conditions such as Anemia in schoolchildren, Renal Stones, Chikungunya, and COVID-19. He is actively involved in rural health initiatives and homoeopathic clinics, striving to improve healthcare accessibility. His life philosophy emphasizes the unique learning potential of every student, underscoring his commitment to education and community development. Through his participation in seminars and workshops, Dr. Dhagat continues to enhance his skills and contribute to the advancement of homoeopathy.



DR NISHANT DARYANI
CHIEF PHYSICIAN, 'HOMOEOPATHIC MIGRAINE CLINIC', AKSHAT RETREAT, JAIPUR

Dr Nishant Daryani is a practicing homoeopath, running speciality clinic as "Chief Physician, Homoeopathic Migraine Clinic" in Jaipur from last 15 years. He has attended and presented scientific papers in several National & International Conferences & Seminars. He has published six scientific articles in various peer reviewed journals. He has completed his BHMS in 2005 & MD (Hom.) Repertory from Dr MPK Homoeopathic Medical College, Hospital & Research Centre, Jaipur in 2009. He is a Life member of professional bodies like – LMHI, AHML, HMAI etc.

OUTCOME OF ADDON HOMOEOPATHY IN A CASE OF CLD WITH PORTAL HYPERTENSION, SPLENOMEGALY AND CKD: AN EVIDENCE-BASED CASE REPORT

ABSTRACT

Background and Objective: Chronic Liver Disease (CLD) is a progressive condition leading to liver failure, often diagnosed late due to the absence of early symptoms. It can lead to complications such as portal hypertension, splenomegaly, and chronic kidney disease (CKD). Conventional treatment focuses on controlling disease progression and providing symptomatic relief. This case report highlights the efficacy of Homoeopathy in managing such complex cases. A patient, diagnosed with CLD in 2015 after experiencing severe headaches and high blood pressure, sought homoeopathic treatment in 2018 after conventional treatment failed. At the time of consultation, BP was 168/114 mmhg, LFT & KFT were high and USG showing - heterogeneous echo-texture of liver, portal hypertension (12.4 mm), mild ascites, moderate splenomegaly (16 cm) and, raised echogenicity in kidneys with altered Corticomedullary differentiation. **Methodology:** Homoeopathic treatment was prescribed based on totality, with occasional use of organ medicine as a support. The patient was advised to continue conventional treatment, but from 2022 onwards, she relied solely on Homoeopathy. Regular monitoring of BP, LFT, KFT, CBC, and USG whole abdomen were performed to assess progress. **Results:** The patient remains asymptomatic with normal BP, liver, and kidney function tests. Ultrasound results show no portal hypertension and a normal-sized spleen. Although liver and kidney echogenicity persist, there has been no deterioration in function, demonstrating stability in the organs despite structural changes. **Conclusion:** The response of the homoeopathic treatment is encouraging, showing scope in such challenging cases. Though, we cannot cure the patient but can play a role in disease control, improving quality of life and survival period and most importantly homoeopathic medicine is cost effective and easy to take. By working more in such areas we can change the general notion of "Homoeopathy is not effective in advance pathological cases".



DR. JITESH SHARMA

DIRECTOR, JDS MULTI SUPER SPECIALTY HOMOEOPATHIC HOSPITAL AND RESEARCH CENTRE, JHARSGUDA, ORISSA

Dr. Jitesh Sharma is a distinguished name in the field of Homoeopathy, known for his exceptional contributions to clinical practice, education, and research. With a deep-rooted passion for healing and teaching, he has trained numerous homoeopaths and actively mentors young practitioners. Through his social media help groups, he provides a platform for discussing case failures, guiding homoeopaths to refine their skills and improve patient outcomes. Dr. Sharma holds a BHMS and an MD in Homoeopathy with a specialization in Materia Medica. His pursuit of excellence led him to train under some of the world's most eminent homoeopathic practitioners, including at the prestigious International Academy of Classical Homoeopathy in Greece, founded by Professor George Vithoulkas. His education has been enriched by over thirty distinguished mentors worldwide, shaping his profound understanding of classical homoeopathy. An acclaimed speaker, Dr. Sharma has presented research papers at renowned international conferences, including LMHI and AYUSH Dubai. He was also invited to speak at the International Hahnemann Zentrum in Torgau, Germany, on the 268th birth anniversary of Dr. Samuel Hahnemann. Additionally, he has presented research in Meissen, Germany, and visited Koethen, often regarded as the Mecca of Homoeopathy, further solidifying his global standing in the field. Dr. Sharma is the founder of JDS Multi Super Specialty Homoeopathic Hospital in Odisha, India, the first private homoeopathic hospital in the state. With a 30-bed IPD and a thriving OPD serving 80-100 patients daily, the hospital stands as a testament to his dedication to holistic patient care. His hospital is not just a center for treatment but also an institution for learning, offering clinical training to aspiring homoeopaths. Many students and practitioners from India and abroad visit to gain firsthand experience under his mentorship. His passion for teaching extends beyond the hospital. Dr. Sharma conducts both online and offline workshops on Homoeopathic Materia Medica, having taught more than 400 remedies in his online sessions. He simplifies complex Homoeopathic principles, making them accessible to practitioners of all levels. His workshops, lectures, and clinical teachings have enriched the homoeopathic community, inspiring the next generation of homoeopaths. Dr. Sharma's contributions have been recognized with multiple awards, including 'Excellency in Homoeopathy' and 'Ayush Gaurav Sammaan.' His expertise is frequently sought at national and international forums, where he shares insights into classical Homoeopathy, remedy differentiation, and case analysis. In addition to his clinical and teaching endeavors, Dr. Sharma has authored a book, 'My Journey through Homoeopathic Materia Medica: Clinical Insights from Failed and Successful Prescriptions,' which provides valuable insights into remedy selection and case analysis. He also shares his knowledge through his podcast, 'Homoeopathy & Acutes by Dr. Jitesh Sharma.'

ROLE OF HOMOEOPATHY IN CASE OF DETRUSOR SPHINCTER DYSSYNERGIA.

ABSTRACT

According to the International Classification of Syndromes (ICS), detrusor sphincter dyssynergia (DSD) is "the impaired coordination between detrusor and sphincter during voiding due to a neurologic abnormality". DSD refers to an involuntary detrusor contraction that is accompanied by an involuntary external sphincter contraction. This condition prevents adequate voiding and may result in hydronephrosis, renal scarring, a low compliant and thick-walled bladder, elevated retrograde pressures in the ureter and pelvis, and terminal kidney failure. A Case reported of a female 25 years old diagnosed UNDERACTIVE DETRUSOR, Detrusor sphincter dyssynergia (DSD), was suffering from a morbid urge to urinate more than 35 times a day, was on allopathic treatment but no relief. The homoeopathic Remedy GELSEMIUM 0/1 was prescribed based on totality of symptoms approach. The Urination frequency got reduced to 2-3 times a day. The 9 month follow-ups were recorded providing documentary evidence about the effectiveness of Homoeopathic Medicine in Detrusor sphincter dyssynergia based on Totality of symptoms & individualistic approach.

Aim: Case Report to show the efficacy of Homoeopathy in treating Detrusor Sphincter Dyssynergia

Method: Case has been treated uniquely and Constitutional Homoeopathic treatment is given through individualization method.

Results: We can consider that only individualization of each and every case i. e., complete symptoms with mental & physical generals along with thermals can help the patients to recover without any surgery only through Homoeopathic medicine.

Conclusion: Every individual is not the same thus they require different remedy for their illness. Only Similimum Homoeopathic remedy seem to have great beneficial impact on the disease.



DR. MUNJAL THAKAR
HOD, RESEARCH METHODOLOGY & BIOSTATISTICS, AHMEDABAD HOMOEOPATHIC MEDICAL COLLEGE, AHMEDABAD.

Dr. Munjal Thakar holds an M.D. in Materia Medica from Sardar Patel University, Gujarat, and V.H. Dave Homoeopathic Medical College, Anand, which he completed in December 2009. He also earned his B.H.M.S. (Bachelor of Homoeopathic Surgery and Medicine) from Bombay University, graduating in December 1992. His internship was completed in May 1994, and he has consistently demonstrated exceptional academic performance throughout his medical education.

Dr. Thakar has significant academic and research experience. He currently serves as the Head of the Department of Research Methodology & Biostatistics at Ahmedabad Homoeopathic Medical College. He is also a Ph.D. guide in Materia Medica at Parul University. Additionally, he works as a consultant at The Other Song Clinic in Mumbai.

In terms of academic and research contributions, Dr. Thakar presented an oral presentation at the LMHI 2022 conference in Istanbul, Turkey, on the topic "Evolutionary Medicine - An Authentication of Hahnemann's Theory of Chronic Disease." He is also the Site Principal Investigator for a double-blind placebo-controlled human drug trial at Ahmedabad Homoeopathic Medical College in collaboration with the Central Council of Research in Homoeopathy. This project is ongoing under the guidance of Dr. K.C. Murleedharan, Professor/Research Officer/Scientist-4 at the National Homoeopathic Research Institute in Mental Health, Kottayam, Kerala.

Dr. Thakar serves as a member of the Reviewer Board for several academic journals, including the Journal of Integrated Standardized Homoeopathy by M.L. Dhawale Memorial Homoeopathic Institute and Homoeopathic Links published by Thieme Medical Publishers in India. He successfully completed a course on Research Methodology in August 2015, conducted by The Other Song - International Academy of Advanced Homoeopathy. He also held the position of Ex-Coordinator for SPANDAN Holistic Institute and Research Center in Ahmedabad, which is run by the M.B. Barvalia Foundation, headed by Dr. Praful Barvalia.

Dr. Thakar has contributed to several important proving studies. He conducted a Hahnemanian double-blind placebo-controlled drug proving of Blatta Orientalis, which was published by IBPP (ISBN: 81-7467-140-3). He also carried out a double-blind proving of Hahnemannian Style Comocladia Dentata in 2002, which is in the process of compilation and publication. Additionally, he worked as a proving supervisor for the Lotus proving conducted by Dr. Jayesh Shah in Bombay. Dr. Thakar participated as a prover in the Lac-Humanum proving conducted by Dr. Sankaran

(unpublished) and the Lac-Felinium proving conducted by Dr. Divya Chabbra. He also observed the Rattus Rattus proving conducted by Dr. Jayesh Shah.

Dr. Thakar has contributed to several important proving studies. He conducted a Hahnemanian double-blind placebo-controlled drug proving of Blatta Orientalis, which was published by IBPP (ISBN: 81-7467-140-3). He also carried out a double-blind proving of Comocladia Dentata in 2002, which is in the process of compilation and publication. Additionally, he worked as a proving supervisor for the Lotus proving conducted by Dr. Jayesh Shah in Bombay. Dr. Thakar participated as a prover in the Lac-Humanum proving conducted by Dr. Sankaran (unpublished) and the Lac-Felinium proving conducted by Dr. Divya Chabbra. He also observed the Rattus Rattus proving conducted by Dr. Jayesh Shah.

Dr. Thakar has also published numerous articles in various homoeopathic journals. Some of his notable articles include “Tuberculinum Aviare: The Avian Mycobacterium - An Integrated Perspective and Its Scope in Treatment of COVID-19,” published on Hpathy.com in May 2020. He also published “From The Temple of Homoeopathy - My Experiences with Three Master Homoeopaths” in Homoeopathic Links Vol. 17: 1/04 (Indian edition), “Meeting The Lion of Homoeopathy - Interview with Dr. Prafull Vijaykar” in Homoeopathic Links Vol. 16, 1/04 (Indian edition), and “Bridging Gaps” in Homoeopathic Links Vol. 4/03 (Indian edition). Furthermore, Dr. Thakar contributed “An Insight into Dr. Phatak’s Approach” in Homoeopathic Links Vol. 24, 1/11: 13–18 and “Dr. S. R. Phatak’s Methodik - Ein Einblick” in 2KH 2008; 52(2): 82-91 (in German). He has also written about the relevance of Boenninghausen & Boger’s concepts, with “Rediscovering the Relevance of Boenninghausen & Boger’s Concept - Part 1” published in Homoeopathic Links Winter 2012, Vol. 25: 1–5, and Part 2 published in Spring 2013, Vol. 26: 1–10. Dr. Thakar’s article “What’s Between the Lines? An Attempt to Decipher Boger’s Generalization” was published in The Similitude in January 2005.

EXPLORING THE ROLE OF HOMOEOPATHY AS AN ADD-ON THERAPY IN THE MANAGEMENT OF TYPE 1 DIABETES MELLITUS: A CASE SERIES

ABSTRACT

Type 1 Diabetes Mellitus (T1DM) is a chronic autoimmune condition characterized by the destruction of insulin-producing beta cells in the pancreas, causing insulin deficiency and hyperglycemia. There is growing interest in complementary and alternative medicine approaches, including Homoeopathy, for managing T1DM. This case study is to evaluate the effectiveness of Homoeopathy as an add-on therapy in management of T1DM, including various aspects of T1DM, which includes Fasting/Post-prandial sugars, HbA1c, Glycemic Variability (GV) & Quality of Life (QoL).

Material & Methods: Individualised homoeopathic treatment in each of these cases; cases required anti-miasmatic remedies; Daily SMBG readings were assessment criteria; HbA1c advised quarterly; GAD antibodies positive chosen; LM potency was used all along the course of treatment, including anti-miasmatic remedies; Treatment started with LM1 once daily; After 30 days,next potency administered; Repetition was initiated as once daily, but changed depending on the response; QoL was assessment on 8 points indicated in Diabetes QoL checklist; Treatment effectiveness was assessed based on Glycemic Pentad. (FBS, PLBS, HbA1c, GV, QoL.) & Insulins were managed by Diabetologists.

Observations: CASE 1: During 3-month HbA1c reduced from 10.8 to 6.1 inspite of reduction in Insulin dose from 16.58 to 14.31; From January 24 to Jul 2024, HbA1c rose from 6.7 to 7.2 with Insulin TDD increasing by 4 units; From Febuary 2024 to July 2024: Average sugars increased; Inspite of changes in HbA1c, average sugars & insulin dose, GV remained stable from 0.13 to 0.17.(Normal value 0.36)

CASE 2: Stable GV & lt; 0.2; Average Insulin dose stabilized to 19.6 units in the last 15 months of treatment (Sept 2023 to Dec2024); HbA1c varied from 7.14 to 7.5 while insulin dose remained unchanged. During this period the GV remained stable. (0.177 to 0.181).

CASE 3: HbA1c reduced from 9.7 to 8.6 and 8.3 with introduction of Tuberculinum, in spite of treatment non-compliance inspite of no increase in insulin dose; For better glycemic control insulin was changed to Mixtard from April 2024; This allowed further drop in HbA1c 7.2 with increased insulin TDD to 42; GV: values unavailable during on-compliant. With improved compliance it reduced from 0.22 to 0.09 with unaltered HbA1c/Insulin dose, indicative of possible impact of homoeopathic treatment.

All cases: QoL checklist [8 points] showed sustained good general health, physical endurance; No role limitations due to physical health, no additional financial burdened; This improved compliance & overall treatment satisfaction; Minimum follow-up period: 11 months; GAD Antibody levels: 1.64, 11.2, 0.24 respectively; Lifestyle changes were factored in while interpreting results.

Conclusion: Case study suggests potential benefits of Homoeopathy as an add-on therapy in controlling glycemic variability, HbA1c management & QoL. Further, well-designed clinical trials are warranted to validate its efficacy.



DR. ABHIJIT CHAKMA
Research Officer (H)/Scientist-2, RRI(H), AGARTALA

Dr. Abhijit Chakma, currently serving as Research Officer (H)/Scientist-2 at the Central Council for Research in Homoeopathy (CCRH), holds a BHMS (2009) and MD (Hom.) (2012) from the National Institute of Homoeopathy, Kolkata. With over 12 years of research experience and 16 years in clinical practice, Dr. Chakma has made significant contributions to homoeopathic research and healthcare delivery. Since joining CCRH in 2018, he has actively participated in various research projects related to osteoarthritis, chronic cough, chronic kidney disease, molluscum contagiosum, and school health programs, as well as drug validation studies. In addition to research, he is the Nodal Officer for NABH/NABL implementation and plays a vital role in coordinating administrative functions, IT initiatives, and academic collaborations. His earlier roles include serving as Senior Research Fellow at CRU(H), Agartala; Research Associate at RRI(H), Guwahati; and Research Scientist at RRI(H), Agartala. Dr. Chakma has authored over 20 research papers in reputed national and international journals, covering a range of topics including clinical trials, case reports, and therapeutic evaluations in Homoeopathy. He has presented at several national conferences including World Homoeopathy Day and contributed as a resource person in CMEs and institutional training programs. In addition to his scholarly work, he is a manuscript reviewer for journals such as IJRH, Homoeopathic Links, and others. He has received training in IT systems and administrative frameworks from C-DAC Pune, ASCI Hyderabad, and specialized programs on NABH/NABL standards. Known for his dedication to integrative research and evidence-based practice, Dr. Chakma is committed to enhancing the role of Homoeopathy in public health.

A CASE OF EROSIVE ANTRAL GASTRITIS TREATED WITH HOMOEOPATHY

ABSTRACT

Background: Gastritis is a common gastro-intestinal disorder, commonly affects children and adult age group. Antral gastritis is the inflammation of the inner mucosal lining in the antral part of the stomach. It can cause negative impact on health and hinders the quality of life. For treatment of gastritis, the target should be to prevent recurrence, less side-effects and to reduce the cost of medications. Considering these aspects, homoeopathy would be one of the useful, safer therapeutic options in the treatment of gastritis. Homoeopathy has not been fully acknowledged in the scientific community despite being discovered several years due to a dearth of studies that provide substantial evidence to support it. Hence, this case report was discussed to strengthen the recognition of Homoeopathy as evidence based science.

Case summary: A male patient aged 31 years came with complaints of abdominal pain especially after eating with nausea, vomiting and distension of abdomen for the last 10 months. Upper GI tract endoscopy confirmed that the patient was suffering from erosive antral gastritis. Based on totality of symptoms, patient was treated with individualized Homoeopathic Medicine Carbo vegetabilis in LM potency from 0/1 to 0/7. Apart from medication, the patient was advised to avoid fat rich diet, spicy food, smoking, alcohol and to consume fibre-rich diet, plenty of water, and eating small frequent meals.

Outcome: The patient was treated for nine months with significant improvement observed both clinically as well as changes in diagnostic parameters. Endoscopy report revealed normal study after nine months of Homoeopathic treatment. The response of the Visual analogue scale (VAS) for pain changed from +8 to 0, suggests the improvement of patients. In addition, the high score (+8) of MONARCH suggested that the likelihood of improvement of presenting complaints was attributable to the homoeopathic intervention.

Conclusion: This case report suggests that a correctly chosen homoeopathic medicine can be beneficial in the management of antral gastritis. Nevertheless, more extensive studies are warranted with enhanced methodology to validate our claim.



DR. NITIN KUMAR SAKLANI

OFFICER IN-CHARGE, Research Officer(H)/Scientist-1, RRI(H), SHIMLA

Dr. Nitin Kumar Saklani is a Homoeopathic physician and researcher with extensive experience in both clinical practice and research. He currently serves as the Officer In-Charge and Research Officer (H) Scientist 1 at the Regional Research Institute of Homoeopathy (RRIH) in Shimla, where he leads various research studies and clinical trials. Prior to this, he worked as a Junior Medical Officer at PGIMER, Chandigarh, where he contributed to an ICMR-funded research project on polycystic ovary syndrome (PCOS).

Dr. Saklani has a solid educational background, holding a Postgraduate degree in Case Taking & Repertory from the National Institute for Homoeopathy in Kolkata. He also earned his BHMS degree from Nehru Homoeopathic Medical College & Hospital, Delhi University.

In terms of his professional experience, Dr. Saklani has been leading research projects and clinical trials at RRIH, Shimla since 2021. Before that, during his time at PGIMER from 2019 to 2020, he worked on a research study funded by the Indian Council of Medical Research (ICMR) focused on PCOS.

Dr. Saklani has published 12 research papers in peer-reviewed journals. His notable publications include "Management of Geographic Tongue with Individualized Homoeopathy: An Evidence-Based Case Report," "Management of Lichen Planus Nodularis through Individualized Homoeopathic Medicine: A Case Study," and "Exploring the Potential of Homoeopathy: A Detailed Examination of Systematic Review and Meta-analysis Procedure…." Other significant works include studies on Kent's Repertory, the management of hypertension, and the use of AYUSH-64 in COVID-19 patients in India. He has also contributed to research on the treatment of vitiligo with Psoralea corylifolia and conducted a clinical trial on the treatment of generalized anxiety disorder with individualized homoeopathic medicines.

In addition to his research, Dr. Saklani is skilled in homoeopathic practice and case management, research, scientific writing, clinical trials, and data analysis. He is proficient in English and Hindi, allowing him to engage with a wide range of patients and colleagues.

REVIVING HOPE: A HOMOEOPATHIC TRIUMPH OVER PANCREATIC NECROSIS WITH ASCITES – EVIDENCE-BASED CASE REPORT.

ABSTRACT

Background: Walled-off pancreatic necrosis is a severe complication of acute pancreatitis, characterized by encapsulation of necrotic debris. The management of WOPN poses significant challenges due to its potential for infection, hemorrhage, and multi-organ failure. Homoeopathy, known for it's Swiftly, Softly and Sweetly mode of treatment and the non-invasive mode of treatment. This case report discusses a patient presenting with Walled-off pancreatic necrosis with pancreatic ascites managed with - Homoeopathy.

Patient main concern and important clinical finding: A 2-year-old male child was brought to the pediatric clinic with a chief complaint of worsening abdominal distension. The parents reported a gradual increase in the size of the child's abdomen over the past few weeks, accompanied by persistent and severe abdominal pain. The child exhibited signs of discomfort, frequently expressing pain through crying and restlessness. In addition to abdominal distension and pain, the child presented with episodes of nausea and vomiting. Despite multiple attempts with various medications, including domperidone for controlling vomiting, there was no significant improvement in these symptoms. The parents also noted a concerning loss of appetite in the child, with a noticeable decrease in oral intake.

Primary Diagnosis: The primary diagnosis was cystic lesion replacing pancreatic body and tail (12.2 x 12.3 x 9.1 CC) likely Walled-off pancreatic necrosis with gross ascites, confirmed by CECT abdomen done in department of radio-diagnosis, PGIMER, Chandīgarh.

Intervention and outcome: The patient underwent homoeopathic treatment at the Regional Research Institute for Homoeopathy in Shimla. Following the intervention, the patient achieved full recovery from the signs and symptoms of Walled-off pancreatic necrosis. Radiological investigations, specifically a Whole Abdomen Ultrasound, revealed the complete dissolution of the cystic lesion along with the resolution of gross ascites.

Take Home- Message: The evidence-based case report suggests the role of homoeopathic intervention in the complete recovery of a patient with Walled-off pancreatic necrosis. The success was evidenced by the resolution of both clinical symptoms and radiological findings, as observed in the complete dissolution of the cystic lesion and the absence of gross ascites. This suggests a potential positive role for Homoeopathy in the management in such life threatening and intractable cases of Walled-off pancreatic necrosis, encouraging further exploration and research in this area.



PROF (DR). AMIYA NANDA DEV GOSWAMI
PRINCIPAL RAJASTHAN VIDYAPEETH HOMOEOPATHIC MEDICAL COLLEGE AND HOSPITAL DABOK
UDAIPUR RAJASTHAN

Dr. Amiya Nanda Dev Goswami is a distinguished homoeopathic professional with over 32 years of clinical practice and 25 years of teaching experience. Currently serving as the Principal and Head of the Organon of Medicine Department at Rajasthan Vidyapeeth Homoeopathic Medical College, he has been instrumental in guiding undergraduate, postgraduate, and PhD students. Dr. Goswami has published 37 scientific articles and delivered 25 lectures at both national and international conferences. He is the Chief Editor of the International Journal of Homoeopathic Therapy Publications & Research and the author of two books: "A Bird's Eye View of Miasms" and "Utility of Mental Symptoms in Pediatrics." As a national advisor to the Homoeopathic Medical Students Association of India (HMSAI), he has received numerous awards, including the Rajasthan State Level Award (2011), the Dr. D.P. Rastogi National Award (2014), and the Lifetime Achievement Award from AIIMS (2016). Dr. Goswami's clinical expertise spans both OPD and IPD management, and he is an active member of several homoeopathic organizations, including HMAI, LMHI (Indian Chapter), and the British Institute of Homoeopathy. With his extensive background in homoeopathic education, research, and clinical practice, he continues to contribute significantly to the field.

SCOPE OF HOMOEOPATHY IN LEUCODERMA

ABSTRACT

Vitiligo is an acquired disorder in which patches of depigmented skin and often overlying hair, and mucous membranes, are the result of progressive autoimmune loss of melanocytes from the involved areas. Considered the most common pigmentary disorder, vitiligo involves complex interaction of environmental and genetic factors that ultimately contribute to melanocyte destruction, resulting in the characteristic depigmented lesions. This is a case series of three patients suffering from vitiligo, assessed on the basis of vasi Score and treated with individualized homoeopathic medicines. There was improvement in all the three cases with reduction in vasi score. Marked reduction in one of the case where vasi reduced from 8.5 to 1.1. Common cause : overuse of lipstick , cosmetics , family history of leukoderma, hypo – hyperthyroidism, malignant melanoma etc. Ailments of suppressed anger , mental tension, shock anxiety etc..., Mostly constitutional antimiasmatic medicines of predominant syphilitic miasmatic background is prescribed. In my personal vast experience. applying sindoor at forehead can leads to leukoderma , so the medicine cinabaris is very helpful based on etiology and causa morbi as directed by Dr.Hahnemann we can treat this type of one sided disease based on totality of symptoms.



DR. HARINDANI

HOMOEOPATH, DR. BATRA'S® POSITIVE HEALTH CLINIC PVT. LTD.

Dr. Harindani is practicing Homoeopathy for the past 27 years and has treated around 20,000 patients. Dr. Dani has Masters Degree in Alternative Medicine and has done Certificate Course in Child Health; Certificate Course in Gynaecology and Obstetrics; Fellowship in Rural and Health Society and Fellowship Course in Homoeopathic Dermatology. Dr. Dani Harin is a highly determined doctor and has a degree in Diploma in Homoeopathy Medicine and Surgery from Baroda Homoeopathic Medical College. He has also done fellowship course in homoeopathic dermatology (FCH Dermatology) from Maharashtra University of Health Sciences, Nashik.

With his professional experience in acute as well as chronic ailments and has treated 30,000+patients so far. He has done consultation to various ranges of ailments such as Cancer/ Malignancy, Child Health, CNS, Endocrine, Gastrointestinal, Paediatric, Sexual Health, Stress Management, Weight Management, ANO Rectal Disorder, Asthma, Backache, GroHair, Psychiatric, Rheumatology, Skin Brightening, Teen and Adolescence, Cardiovascular, Diabetes, Female Disorders, Immunity Building, Obesity, STMcell, Thyroid Disorders, Women's Health, Allergy, Musculoskeletal System, Respiratory, Urinary.

As Regional mentor professional, Dr. Harin is dedicated to helping his patients learn about their health and make informed decisions about their healthcare. He provides guidance and support to his patients, helping them navigate complex healthcare issues.

Dr. Harin is fluent in English, Gujrati and Hindi making him an ideal homoeopath for patients who are more comfortable speaking in their native language. He can effectively communicate with his patients, understands their concerns, and provide personalized care.

Dr. Harin is a compassionate and experienced homoeopath and is currently associated with Dr. Batra's® Positive Health Clinic Pvt. Ltd. With a focus on personalized care, he goes above and beyond to ensure his patients' well-being.

SUCCESSFUL HOMOEOPATHIC MANAGEMENT OF NEPHROTIC SYNDROME- A CASE REPORT.

ABSTRACT

Background: Nephrotic syndrome is a chronic renal disorder which presents with proteinuria, hypoalbuminemia, hypercholesterolemia and oedema. Conventional treatment for nephrotic syndrome mainly consists of corticosteroids, which later causes dependency and severe side effects. This paper presents successful management of nephrotic syndrome through Homoeopathy, reducing steroidal dependency and achieving long-term remission.

Case study: A 4 year old boy reported with idiopathic nephrotic syndrome since July 2009. He presented with swelling around the eyes, facial puffiness and significant proteinuria+++, on further investigation his cholesterol levels were also found to be elevated – 334mg/dL confirming the nephrotic state. This boy was under conventional treatment which included Wysolone (prednisolone) 20 mg that provided him temporary relief. Later when steroidal dose was tapered off his proteinuria+++ reoccurred which prompted a stat increase in steroid dose to 20mg daily. His parents got concerned about steroid dependence, so they sought homoeopathic intervention at Dr Batra's as a safer alternative. Homoeopathic Intervention: After the patient got enrolled for homoeopathic treatment the steroid doses were gradually tapered off. Over time, the child achieved independence from steroids, with a marked resolution of recurrent symptoms and stabilization of his condition. This was also evident on investigation reports. His detailed history was taken into consideration and treatment commenced with Calc. phos. 200 followed by Apis mel. 6c and Nat. sulph. 6x. As days passed by the child showed complete independence from steroids. From 2010 to 2014 Apis mel. 6c was prescribed to maintain his progress, after 2014 Nat. sulph. 6x was continued for immune support for 3 years. His follow-up urine routine stated – "NO PROTEIN TRACED" and the child remained stable without steroidal intervention.

Discussion: This case highlights holistic nature of Homoeopathy which differs from conventional medicine which only focuses on symptom suppression. Homoeopathy stimulates the body's self-healing mechanism and aids long-term stability. This child experienced complete recovery avoiding side- effects of prolonged steroid use which could include growth and immune suppression.

Conclusion: The success of this case suggests Homoeopathy is a safe alternative in such chronic renal conditions; it helps in reducing steroidal dependency and ensures long-term remission.

11th APRIL 2025

SEMINAR HALL 2A (GF)

11th April 2025

9:30 AM – 11:30 PM

Scientific Session III
Homoeopathy and Dermatology

Chairperson:

- Dr. Raj K. Manchanda, Chairman, BIS

Co-Chairperson:

- Dr. Alpesh Shah, Principal,Pioneer Homoeopathic Medical College and Hospital, Vadodara

Speakers:

- Dr. Manoj K. Patel, Dr M.L. Dhawale Trust
- Dr. Jerin J. P., Professor, Department of Research Chettinad Hospital and Research Institute, Chettinad Academy of Research and Education, Chennai.
- Dr. Neha Jayadrath Patel, Professor, Department of Human Physiology & Biochemistry, Dr. V. H. Dave Homoeopathic Medical College, Anand, Gujarat.
- Dr. P. Dastagiri, Research Officer(H)/ Scientist-2, NHRIMH, CCRH
- Dr. Kiranmayee, Research Officer(H)/ Scientist-2, RRIH Hyderabad, CCRH

Convenor:

- Dr. Suniti Chugh, Research Officer(H)/ Scientist-3, CCRH, New Delhi

Co-convenor:

- Dr. Karanpreet, Research Officer(H)/ Scientist-1, DDPRCRI(H), Noida

Rapporteur:

- Dr. Surabhi Khatta, Senior Research Fellow (H), CCRH, New Delhi



DR. ALPESH ARUNKUMAR SHAH

Dr. Alpesh Arunkumar Shah, 48, is a distinguished Homoeopath and educator with over 20 years of experience. He earned his Ph.D. in Homoeopathy from Maharaja Krishnakumarsinhji Bhavnagar University in 2023, MD (Homoeopathy) from Maharashtra University of Health Sciences, Nashik in 2009, and BHMS with University First Gold Medal from V.H. Dave Homoeopathic Medical College, Anand in 1999. Dr. Shah has served as the Principal and Professor of Organon at Pioneer Homoeopathic Medical College and Hospital, Vadodara, since 2011, and previously held various academic roles including Reader and Lecturer. He has contributed significantly to the development of Homoeopathic education and is a key resource person in framing the CBDC syllabus for BHMS. In clinical practice, he has managed his private clinic, Vrundavan Clinic, for over 22 years.

Dr. Shah has also been actively involved in numerous leadership roles. He served as the President of the HMAI Vadodara Unit since 2022 and has organized and participated in national seminars and awareness summits. He played an essential role in the COVID-19 response, including managing a 400-bed COVID hospital and distributing over 8 lakh Homoeopathic medicine bottles as part of a health initiative. His contributions to the field of Homoeopathy have earned him multiple accolades, including University First Gold Medalist and Best Student Award. He has published articles in national journals and has been involved in various government health initiatives, including the malnutrition eradication program in Panchmahal district. Additionally, Dr. Shah is a member of several academic and professional boards and continues to advance the field of Homoeopathic education and practice.



DR. MANOJ K. PATEL
DR M.L. DHAWALE TRUST

Dr. Manoj K. Patel is a distinguished Homoeopathic physician, educator, researcher, and community health leader with over three decades of experience in psychiatry and Homoeopathy. His contributions to medical education, community health, and integrative healthcare have left a lasting impact on the field of Homoeopathy in India and abroad. Dr. Patel holds an M.D. (Hom.) in Repertory from Babasaheb Ambedkar University, Aurangabad, and a D.H.M.S. from the Gujarat Homoeopathic Council, Vadodara. He is currently pursuing a Ph.D. in Psychiatry at Shri Govind Guru University, Godhra. His commitment to medical education is evident in his completion of an Advanced Course in Medical Education Technology (MET) from Maharashtra University of Health Sciences (MUHS), Nashik. As the former Professor & Head of the Department (Psychiatry & Homoeopathy) at Dr. M.L. Dhawale Homoeopathic P.G. Institute, Palghar, he played a key role in shaping medical education in Homoeopathy. He has been a resource person for the Re-orientation of Teachers Program (ROTP) under AYUSH, training faculty in Homoeopathic Materia Medica, Philosophy, Repertory, and Psychiatry. Dr. Patel is currently a Trustee of the Dr. M.L. Dhawale Trust, Mumbai, a Board Member of the Dr. M.L. Dhawale Memorial Homoeopathic Institute, and the Director of Community Health Services for the Dr. M.L. Dhawale Organization. His leadership in community healthcare is remarkable. He spearheaded the Mother-Child Program across 93 villages in Karjan, Vadodara, under AYUSH, ensuring better maternal and child health services. He successfully managed international collaborations, leading projects funded by the Lipoid Foundation (Germany) and the Share and Care Foundation (USA). He also established 'Umeed', a mental and physical disability center at MKS Homoeopathic College, Karjan, Gujarat, and is actively working on setting up a differently abled child care center at the MLD Trust Hospital, Palghar Dr. Patel has contributed significantly to research, serving as the Principal Investigator for the Diarrhea Research Project funded by the Ministry of Health & Family Welfare, AYUSH. His academic work includes authoring the book "Perceiving the Mind in Homoeopathic Practice" (2022) and co-authoring "Foundation of Psychology and Homoeopathy". Dr. Patel is a renowned speaker who has presented at 30+ national seminars in states like Delhi, Gujarat, Tamil Nadu, Kerala, Karnataka, and West Bengal. His international engagements include: Workshops on case receiving in Denmark (2005), Presentations at international conferences in Toronto, Canada (2005) and Michigan, USA (2009), Lectures at Canada Homoeopathic College and Troy, Michigan, promoting Homoeopathy as a first-choice treatment, LIGA Conference, Delhi (2011): Community-Based Outreach in Mother and Child Care through Homoeopathy and LMHI Congress, Leipzig (2017): Competency-Based Medical Education in Homoeopathic Psychiatry. Over the last two years, he has conducted 60+ webinars covering topics like mental health, psychiatry, COVID-19,

and homoeopathic philosophy. Dr. Patel's contributions have been widely recognized, earning him accolades such as Best Homoeopathic Doctor Award (2005-2006) for outstanding service to society and Best Teacher Award (2019) from the Cancer Institute of Homoeopathy, West Bengal for his contributions to homoeopathic education. With his deep expertise in psychiatry, homoeopathic education, and public health, Dr. Manoj K. Patel continues to be a guiding force in the field of integrative medicine and Homoeopathy, working toward holistic healthcare solutions for communities in India and beyond.

SKIN AND MIND: AN INSEPARABLE WHOLE – A HOMOEOPATHIC APPROACH TO CASE PERCEPTION

ABSTRACT

Background: The relationship between skin diseases and mental health has been a cornerstone of classical Homoeopathic philosophy. Samuel Hahnemann, in the Organon of Medicine, cautioned against the suppression of skin eruptions, emphasizing its potential to drive disease inward, leading to severe systemic and psychiatric manifestations. This concept remains relevant in contemporary Homoeopathic psychiatry.

Objective: To illustrate the profound link between suppressed skin conditions and the emergence of psychiatric disorders through a clinical case study and to emphasize the necessity of an integrated Homoeopathic approach to case perception and management.

Case Presentation: A 46-year-old male with a history of leprosy under prolonged and irregular treatment received from PHC and herbal preparations ointments from local bhagat, he presented with acute psychotic symptoms, including delusions of persecution, auditory hallucinations, restlessness, and refusal to eat or take medications due to fear of poisoning. The onset of psychiatric symptoms followed a stressful event and a history of suppressed skin eruptions due to chronic use of topical and systemic medications. A psychiatric diagnosis of Brief Psychotic Disorder (ICD-10: 298.8) was established.

Discussion: Hahnemann's Aphorisms 201, 202, and 206 highlight the detrimental effects of suppressing skin manifestations, leading to deeper pathological shifts within the organism. In this case, the psoric miasm (underlying suppressed skin disease) transitioned into syphilitic expressions, manifesting as paranoid delusions, hallucinations, and behavioral disturbances. This aligns with homoeopathic understanding that disease suppression can precipitate severe mental illness if the vital force is unable to maintain external manifestations.

Hahnemannian guidelines were followed for treating the case using Kali. Brom. frequently for management of brief psychosis and once his psychosis was resolved he developed skin symptoms that was treated judiciously with sulphur infrequent doses.

Conclusion: This case underscores the necessity of a holistic, miasmatic approach in Homoeopathic psychiatry, where treatment must aim at restoring the integrity of the vital force rather than merely addressing symptoms. By addressing the underlying miasmatic dysregulation, Homoeopathy offers a comprehensive and individualized therapeutic strategy to prevent disease progression and restore overall health using similimum. This presentation will delve deeper into the skin-mind connection established by modern research, presenting clinical insights, historical references, and Homoeopathic strategies to reinforce the importance of an integrated approach in case management.



DR. JERIN J. P.,
PROFESSOR, DEPARTMENT OF RESEARCH, CHETTINAD HOSPITAL AND RESEARCH INSTITUTE,
CHETTINAD ACADEMY OF RESEARCH AND EDUCATION, CHENNAI

Dr. Jerin J. P. is a highly accomplished academician, researcher, and clinician with extensive experience in Homoeopathy. With over 12 years of teaching and 16 years of clinical practice, he currently holds the position of Professor in the Department of Research at Chettinad Hospital and Research Institute. He previously served as Principal (i/c) and Medical Superintendent at Chettinad Homoeopathy Medical School & Hospital.

During his tenure at Sri Sai Ram Homoeopathy Medical College & Research Centre, Chennai, he played a vital role as the Head of the Department of Organon of Medicine, overseeing academic activities across multiple years. He also contributed significantly to institutional development in various capacities, including IQAC Director, ISO Coordinator, and NAAC Coordinator. Additionally, he has served as an Inspection Committee Member under The Tamil Nadu Dr. M.G.R. Medical University.

Dr. Jerin earned his B.H.M.S. from Venkateshwara Homoeopathic Medical College, Chennai, followed by an M.D. in Homoeopathic Materia Medica from Vinayaka Missions Homoeopathic Medical College, Salem, where he was awarded a Silver Medal for academic excellence. He later pursued a Ph.D. in Homoeopathy at Homoeopathic University, Jaipur, focusing his research on the Effectiveness of Ferrum Metallicum 30CH in Regulating Menstrual Cycles in Patients with Polycystic Ovarian Syndrome through a randomized, placebo-controlled trial.

A dedicated researcher, he has authored numerous articles published in renowned journals indexed in Scopus, Web of Science, and UGC databases. He has also been an invited speaker at national and international conferences, presenting on topics such as mental health, renal disorders, and the scientific basis of homoeopathic medicine.

Alongside his academic career, Dr. Jerin runs a private homoeopathy clinic in Pallikaranai, Chennai, where he specializes in treating a wide range of conditions, including infectious diseases, psychiatric disorders, gynecological issues, and general medical cases. He has actively organized and participated in medical camps and webinars, promoting awareness and accessibility of Homoeopathy.

Dr. Jerin remains committed to advancing Homoeopathic education, clinical research, and patient care, with a vision of integrating traditional wisdom with modern scientific approaches.

DOSAGE A KEY FACTOR IN TREATING DERMATOLOGICAL CONDITIONS THROUGH HOMOEOPATHY

ABSTRACT

Background: Dermatological conditions refer to a wide range of disorders that affect the skin, hair, and nails, caused by various factors, including genetics, infections, environmental influences, allergies, and autoimmune responses. A gradual increase in the prevalence of these dermatological conditions has been observed recently all over the world. Homoeopathy has gained recognition for its ability to address a variety of skin conditions, including Atopic dermatitis (AD), warts, corns, lupus, impetigo, tinea, acne, psoriasis, and vitiligo etc. A key aspect of Homoeopathic treatment is the correct dosage, which significantly impact their effectiveness in treating dermatological conditions. This presentation aims to explore the role of dosage in homoeopathic treatment for dermatological disorders, focusing on its importance in achieving optimal therapeutic outcomes.

Objectives: The primary objective of this presentation is to explain how the dosage and potency of Homoeopathic remedies influence the treatment of dermatological conditions. Few treated cases of Atopic dermatitis, psoriasis, warts and corn will be show cased aiming to highlight the relationship between individualized treatment plans and the improvement of skin health, considering factors such as severity, duration, and the patient's overall constitution. Documented evidence of analysis of treatment outcomes, including improvement in symptoms and adverse reactions with before and after treatment photos will be exhibited.

Conclusion: This presentation underscores the critical role of dosage in the Homoeopathic treatment of dermatological conditions. Nosodes like Psorinum usually are neither given in higher potencies nor repeated. Psorinum, in a case, had to be repeated frequently in water to give the desired result, or otherwise the eruptions and itching were recurring. Proper dosage, tailored to the individual's specific needs, is essential for achieving favorable outcomes and minimizing potential aggravations.



DR. NEHA JAYADRATH PATEL,
PROFESSOR, DEPARTMENT OF HUMAN PHYSIOLOGY & BIOCHEMISTRY
DR. V. H. DAVE HOMOEOPATHIC MEDICAL COLLEGE, ANAND, GUJARAT

Dr. Neha Jayadrath Patel is a distinguished academician and researcher in the field of Homoeopathy, with over a decade of teaching experience. She currently serves as a Professor in the Department of Human Physiology & Biochemistry at Dr. V. H. Dave Homoeopathic Medical College, Anand, Gujarat. With a strong foundation in both teaching and research, Dr. Patel has contributed significantly to the field of Homoeopathy. She has been invited as a speaker at various national and international forums. Her notable presentations include a lecture on "Gastro-Intestinal Reflux Disease in Neonates" at a CME organized by HMAI, Anand, in 2017 and the presentation of her MD dissertation before a panel of experts under the CCRH MD Scholarship Award (2019-2020). She also presented a poster on "Usefulness of Homoeopathy in the Treatment of Atopic Dermatitis with Psychological Causes" at the LMHI Global Colloquium in 2021. Dr. Patel's research contributions have been widely recognized, with multiple publications in reputed journals. Her article on "Clinical Trial of Homoeopathic Genus Epidemicus Arsenic Alba as a Prophylactic during the COVID-19 Pandemic" was published in the National Journal of Integrated Research in Medicine. She has also published research on Atopic Eczema, Vitamin B12 Deficiency, and Homoeopathy as a Prophylaxis in various international journals. Her academic expertise extends to examination and evaluation, where she has served as a convener, paper setter, and practical examiner for Sardar Patel University and other universities. She has played a key role in shaping the academic landscape of Homoeopathy through her commitment to education and research. Dr. Patel's dedication to advancing Homoeopathy is evident in her active participation in global organizations. She was awarded a complementary membership in Liga Medicorum Homoeopathica Internationalis (LMHI) in 2022, recognizing her contributions to the field.

Fluent in English, Hindi, and Gujarati, Dr. Patel continues to inspire students, researchers, and practitioners with her work in Homoeopathic medicine.

CLINICAL VERIFICATION OF NAT MUR IN CASES OF ATOPIC ECZEMA – A CASE SERIES

ABSTRACT

Background: Eczema isn't just a painful and inflammable skin problem. For many, it is a health burden and a drain on the quality of life. If not treated on time, the disease may flare up, resulting in significant itching and discomfort. A gradual increase in the prevalence of eczema has been observed recently and it can be ascribed to environmental changes consequent to rapid development all over the world. The upward trend is also true in Indian context.

Objective: The objective of the study was to assess the utility of Nat. mur medicine in cases of atopic eczema.

Materials and Methods: Study Design- Retrospective Analytical study. Study population - cases of atopic eczema during attending OPD of Dr. V. H. Dave Homoeopathic medical college. Sampling method – purposive sampling where Nat mur was indicated and prescribed. Pre-treatment and post treatment scores are considered for final analysis of the result.

Results: Out of 5 cases, 2 cases i.e., 40% cases were cured, 2 cases (40%) were significantly improved and 1 case (20%) were moderately improved.

Conclusion: Nat mur can be useful medicine in cases of atopic eczema in different age groups, genders. The symptoms of Nat mur clinically verified were Causation Prolonged deep silent grief or sorrow, Depressed, sad, disappointment in love, Eczema location axilla, Craving for salt, < perspiration, Summer, sea shore, Thirst ++.



DR. P. DASTAGIRI
RESEARCH OFFICER (H)/S-2, NHRIMH

Dr. Dastagiri. P, Research Officer (H)/S-2, PhD scholar (K.U.H.S.) was redesignated as Associate. Professor, Dept of Practice of Medicine at National Homoeopathy Research Institute in Mental Health, Kottayam, Kerala, continued since 2017. He has over eight years of experience in research and teaching, and Guide for P.G. scholars has over 10 research projects for their academics. He was entrusted as a site investigator to follow CCRH. Research projects like:, Susceptibility Assessment Questionnaire- A novel tool., Drug Validation- Acne, Observational Study in Warts, Management of Chronic Urticaria with Homoeopathic Intervention as an Add-on Therapy versus placebo-A R.C.T. (Ongoing), A Clinical study to evaluate the response of the homoeopathic management in Chronic Venous Insufficiency in the Lower limbs (Ongoing), Adverse Drug Events from Homoeopathic Treatment: An Exploratory Pilot Study, prepared the Standard Treatment Guidelines in Homoeopathy on Chronic Suppurative Ottis Media published by CCRH, New Delhi. He is pursuing PhD on "Efficacy of Individualized Homoeopathic Intervention to evaluate the response in the selective inflammatory biomarkers (CBC, ESR, hS-CRP, IL-6) in Psoriasis vulgaris-Randomized, double-blind, placebo-controlled cross-over trial". He has had over 20 publications in national and international peer-reviewed journals under his credit.

EFFECTIVENESS OF INDIVIDUALISED HOMOEOPATHIC INTERVENTION IN WARTS- CASE SERIES.

Dastagiri P, Chakravarthy SG, Mittal R

ABSTRACT

Verruca Vulgaris, also known as common warts, are benign lesions caused by the non–malignant Human Papillomavirus, affecting approximately 10% of the population globally. The prevalence is higher in school-going children, followed by males, nearly twice that of females due to increased outdoor activities. It may range from 1 mm to several centimeters, mostly seen on the extremities, followed by the face. They may be transmitted by direct or indirect contact and lead to cosmetic concerns, itching, and mild to severe pain while doing activities. Conventional treatment has destructive therapies like salicylic acid, cauterization, cryosurgery, etc., which induce many adverse effects from local to general. However, the gentle and effective individualized Homoeopathic approach effectively treated these 14 cases in a plausible time without applying topicals and observed no recurrence of the complaints and adverse effects over two to five years. The causal relationship between the treatment outcome was assessed through Modified Naranjo Criteria for Homoeopathy (MONARCH) criteria and evidenced by the before and after photography. This case series reinforces that individualized homoeopathic intervention is effective in different types of warts and paves the way for future pragmatic clinical research.



DR. R.G.R. KIRANMAYEE
RESEARCH OFFICER (H)/ S-2, RRI(H) HYDERABAD

Presently, working as Research Officer (H)/Scientist-2 at Regional Research Institute (H), Hyderabad. She is an MD in Homoeopathy and has been working in the field of clinical research as an onsite investigator in CCRH for 7 years. Before this, also served as a Senior Research Fellow (Homoeopathy) under CCRH for 4 years. She has been an investigator in various research projects related to lifestyle disorders such as Prediabetes, Dyslipidemia, Hypertension, and Paediatric conditions like Acute Otitis Media and also coordinating various public health programs.
Published around 11 research articles in national and international peer-reviewed journals and coauthor to the Council's publication "Drugs of Animal Sources Used in Homoeopathy". Also, serving as a reviewer for IJRH.

RECALCITRANT ONYCHOMYCOSIS OF POST-COVID ONSET TREATED WITH HOMOEOPATHY: AN EVIDENCE BASED CASE REPORT

GR Kiranmayee Rompicherla, Hima Bindu Ponnam

ABSTRACT

Background: Onychomycosis (OM) is a chronic fungal infection of the nails of the fingers and toes. Recalcitrant cases are on the rise due to the emergence of antifungal resistance. The COVID-19 pandemic has left a global burden of complications affecting various human systems, including skin and nails. It has also increased the incidence of fungal infections, challenging conventional treatment. The present case is possibly unique in terms of the preceding COVID-19 episode, the recalcitrant nature, and the extent of the pathology.

Method: This clinically diagnosed case was treated at the Regional Research Institute of Homoeopathy outpatient clinic from May 2023 to April 2024 with the individualized Homoeopathic remedy Graphites following adequate history taking and examination, in gradually increasing potencies. The MONARCH tool was used to assess the causal association of Homoeopathic treatment with clinical outcome.

Result: The improvement in the pathological changes in the nails was consistent from the second month of treatment, with no relapses during treatment. The improvement in nail pathology is evident from the OMSI scoring and photos. A MONARCH score of +10/13 indicates a positive causal relationship between treatment and outcome.

Conclusion: The case shows the probable role of Homoeopathy in the treatment of OM.

11th April 2025

11:30 AM-1:30 PM

Scientific Session IV

Standardization of Homoeopathic products: from Identification to Efficacy

Chairperson:

- Dr. S.P. Singh, Chairman SCDS and Former advisor Homoeopathy

Co-Chairperson:

- Dr. Dinesh Goyal, SS Agarwal Homoeopathic Medical College

Speakers:

- Dr. Digvijay Verma, Research Officer (Pharmacognosy)/ Scientist-1, CCRH, New Delhi
- Dr. J. Shashikanth, Survey Officer, Centre of Medicinal Plants Research in Homoeopathy.
- Dr. G V Narasimha Kumar, Research Officer (Pharmacology)/ Scientist-2, Dr Anjali Chatterji Regional Research Institute for Homoeopathy
- Dr. Poorva Tiwari, Scientific Officer, Schwabe India

Convenor:

- Dr. Digvijay Verma, Research Officer (Pharmacognosy)/ Scientist-1, CCRH, New Delhi

Co-convenor:

- Dr. G V Narasimha Kumar, Research Officer (Pharmacology)/ Scientist-2, Dr Anjali Chatterji Regional Research Institute for Homoeopathy

Rapporteur:

- Ms. Megha, Junior Research Fellow (Chemistry), CCRH, New Delhi
- Ms. Priyanka Singh, Junior Research Fellow (Botany), CCRH, New Delhi



DR. S.P. SINGH

CHAIRMAN SCDS AND FORMER ADVISOR HOMOEOPATHY

Dr. S.P. Singh was Deputy Adviser (Homoeopathy) in the Dept. of ISM&H since March 1996 till August, 2008 and also worked as Director In-charge, Central Council for Research in Homoeopathy (Ministry of Health & Family Welfare), Deptt. of ISM&H, Govt. of India from 24th Sept 2002. He worked as a Research officer in Ministry of Health and Family Welfare since 1973 and contributed in the preparation of monographs of more than 600 drugs used in homoeopathy. He was also involved in various policy making programs related to promotion and development of education in homoeopathy. He officially attended the International Homoeopathic Congress in Netherlands and England in 1998-99. He worked as Senior Medical Officer, CGHS from 1991-93 and Chief Medical Officer, CGHS from 1993-95. He also held the post of Member Secretary, Homoeopathic Pharmacopoeia Committee, Deptt. of ISM&H and Member Secretary, Sub-Committee on Homoeopathy Drugs Technical Advisory Board (Ministry of Health & Family Welfare). He is the Chairman of Special Committee of Drug Standardization and Member of Scientific Advisory Board of Central Council for Research in Homoeopathy. He also holds the post of Member, Homoeopathic Pharmacopoeia Committee, for PCIM&H under Central Council for Research in Homoeopathy. He also served as a Member of Central Council of Homoeopathy (Govt. of India).



DR. DINESH GOYAL
SS AGARWAL HOMOEOPATHIC MEDICAL COLLEGE

Dr. Dinesh Kumar Goyal, M.D. in Homoeopathy, currently serves as the Principal and Hospital Superintendent at S. S. Agrawal Homoeopathic Medical College & Hospital, Navsari. With over 32 years of experience in homoeopathic education, clinical practice, and administration, he specializes in neurotic disorders and renal stones. He previously held esteemed roles including Dean of the Faculty of Homoeopathy at Dr. S. R. Ayurvedic University, Jodhpur, and Principal at Swasthya Kalyan Homoeopathic Medical College, Jaipur. Dr. Goyal has mentored numerous postgraduate and Ph.D. students and has significantly contributed to curriculum development and institutional leadership. He has organized free medical camps, blood donation drives, and served as a homoeopathic expert for public service commissions. His research spans dermatology, osteoarthritis, and ethical clinical trials, with publications in reputed journals and presentations at global conferences. He has also led drug proving projects in collaboration with CCRH. Recognized for his academic excellence, he has represented India at international platforms and remains a guiding force in homoeopathy education and holistic healthcare.



DR. DIGVIJAY VERMA
RESEARCH OFFICER (PHARMACOGNOSY)/ SCIENTIST-1, CCRH

Dr. Digvijay Verma is currently working as Research Officer (Pharmacognosy) at Central Council for Research in Homoeopathy, Hqrs, New Delhi. He holds the responsibility of Nodal officer of Drugs standardisation centres including DDPR CRI(H), Noida, DACRRI(H) Kolkata and CMPRH, Emerald under the Council. He holds the degree of PhD (Botany) from University of Lucknow, Lucknow and MSc. (Botany) from University of Lucknow, Lucknow. He holds the qualification of CSIR NET, GATE and other various meritorious examinations. He is Life member of Youth Hostel Association of India, Indian Botanical Society of India. Previously he worked as an Assistant Research Officer (Pharmacognosy) DDPRCRI(H), Noida. He has administrative cum technical responsibility of different labs like Botany, Chemistry, Pharmacognosy, Molecular biology, Chemistry, Pharmacology, Animal House, and research garden etc under the Council. He has more than 35 Publications, including 07 Books, 04 Monographs and 27 research papers.

IDENTIFICATION OF RAW MATERIALS: TAXONOMICAL TO MOLECULAR APPROACH

ABSTRACT

Dr. Digvijay Verma, Dr. Satish Patel, Shilpi Singh, Tanvi Sharma, Dr. J Shashikanth, Priyanka Singh, Megha

The right medicine in any system is crucial and is the first step in ensuring the right medication to patients in any system of medicine. In classical Homoeopathy, the quantity of raw materials required to prepare homoeopathic medicines is very minimal; however, due to expanding the dimensions in the field of nutraceutical and cosmeceutical products, the homoeopathic industries now started the consumption of medicinal plants used in Homoeopathy. In Homoeopathy, almost 70% of medicines are plant-derived, and because of the origin of this system abroad, the availability of most drugs has not been reported in India. To address this issue, CCRH maintains and preserves the germplasm of more than 100 plants in CMPRH.

Recently, advancements in both qualitative and quantitative pharmacognosy techniques, including taxonomical identification of raw materials and molecular analysis, have been employed to effectively utilize raw materials for the development of herbal-based medicinal products.

Knowledge of standardization, including the taxonomic identification of raw materials using recent advancements, genomic insights to apply plant biotechnological principles for accurate authentication, and modern extraction technology, can be instrumental in developing effective homoeopathic medicines. Knowledge of standardization, including taxonomical identification of raw materials using recent advances, genomic understanding to utilize plant biotechnological principles for proper authentication, and modern extraction technology, can be useful for the development of effective homoeopathic medicine.



DR. J. SHASHIKANTH

SURVEY OFFICER (BOTANY)/ SCIENTIST II, CMPRH

Dr. J. Shashikanth is currently working as a Survey Officer (Botany)/ Scientist II at Centre of Medicinal Plants Research in Homoeopathy under Central Council for Research in Homoeopathy since 24 August 2017. He completed his PhD in Botany from Osmania University, Hyderabad and his Postgraduate degree in Pharmacology from University College of Science at Osmania University in 2005. He has more than 35 Publications, including 02 Books, and 33 research papers. He has expertise in Identification of plant species through taxonomy, understanding of ICBN regulations, standardization of raw drugs in pharmacognosy, herbarium methodologies, microtome sectioning and staining of plant specimens, herbarium preparation and management, expertise in surveying floristic and medicinal plants, gathering medicinal plants and recording their ethnomedicinal properties, and identification of Ayush medicinal plants.

OPPORTUNITIES AND CHALLENGES IN COLLECTION AND CULTIVATION OF MEDICINAL PLANTS FARMERS AND INDUSTRIES PROSPECTIVE

ABSTRACT

The cultivation and collection of medicinal plants offer significant economic, environmental, and health benefits. With rising demand for herbal medicines, nutraceuticals, and cosmetics, farmers can generate stable income through sustainable farming. Medicinal plants require fewer chemical inputs, making them cost-effective alternatives to conventional crops. The export potential of high-value herbs creates international market opportunities, particularly for small-scale farmers in developing countries. Industries benefit from a reliable supply chain, reducing dependence on wild collection and ensuring consistent quality in herbal formulations. Sustainable farming practices contribute to biodiversity conservation, preventing depletion of rare species. Government initiatives promoting medicinal plant cultivation, such as financial incentives, training programs, and subsidies, support farmers. Integrating medicinal plant farming with Agro-forestry can enhance soil fertility, reduce erosion, and improve ecosystem health. Despite its potential, medicinal plant farming faces challenges. Overharvesting of wild species leads to habitat destruction and biodiversity loss. Farmers often lack technical knowledge, proper cultivation practices, and access to quality seeds, resulting in poor yields and low-quality produce. Market fluctuations, price instability, and absence of organized supply chains discourage cultivation. Climate change, pests, and plant diseases impact production, requiring research on resilient varieties. Strict regulatory requirements pose barriers for small-scale producers. Limited infrastructure for processing, storage, and value addition reduces economic viability. To overcome these challenges, policymakers must promote Good Agricultural and Collection Practices (GACP), invest in research, and provide financial support. Industry collaboration with farmers, ethical sourcing strategies, and adoption of biotechnology for plant propagation can ensure sustainability while enhancing conservation and commercialization of medicinal plants.



DR. G V NARASIMHA KUMAR
RESEARCH OFFICER (PHARMACOLOGY)/ SCIENTIST-2, DR ANJALI CHATTERJI REGIONAL RESEARCH INSTITUTE FOR HOMOEOPATHY

Dr. G V Narasimha Kumar is currently working as a Research Officer- Pharmacology/Scientist-2 at Dr. Anjali Chatterji Regional Research Institute for Homoeopathy under CCRH. He completed his PhD in Pharmacology from SRM University, Chennai and his Postgraduate degree in Pharmacology from Jawaharlal Nehru Technological University, Anantapur. He earlier worked as a Research Associate in the Department of Pharmacology at Siddha Central Research Institute, Chennai and as an Assistant Professor at Sri Padmavathi School of Pharmacy, Tirupathi. He has published 35 original research works and 10 review articles in peer-reviewed journals, presented more than 16 papers at conferences, and guided 10 PG students. He is a member of the Indian Pharmacological Society and Laboratory Animal Scientists Association. Dr Narasimha is also a CCSEA nominee of reputed organisations in Kolkata. His area of expertise is toxicity studies and preclinical screening of test materials for non-communicable diseases. He is also proficient in breeding small animals like Wistar albino rats and BALB/c mice.

SAFETY AND EFFICACY OF CUPRUM METALLICUM IN ZEBRAFISH AND MOUSE MODELS AS A POTENTIAL SEIZURE THERAPEUTIC

ABSTRACT

Mahima Sharma, Vara Prasad Saka, Narasimha Kumar GV, Sangita Behera, Rajkumar Regar, Pankaj Gupta, Ritika H Narula

Background: In Homoeopathy, Cuprum metallicum (CM) is traditionally used for managing seizure-like disorders, but there is insufficient scientific evidence to support its efficacy.

Objective: This study aimed to assess the anticonvulsant effects of CM against pentylenetetrazole (PTZ)-induced seizures in both zebrafish and mice models. **Methods:** Zebrafish were exposed to CM-6C, CM-30C, or valproic acid for 1 hour before being subjected to PTZ to evaluate seizure scores and locomotor behavior using ANY maze video tracking software. Mice were pretreated with CM-6C, CM-30C, or valproic acid for 10 days, and 30 minutes after the final dose, PTZ was administered intraperitoneally. Seizure activity was monitored for the next 30 minutes, noting latency to the first myoclonic jerk (FMJ), tonic-clonic seizures, seizure severity, and survival rate after 24 hours. **Results:** PTZ exposure significantly reduced the latency from score-1 to score-5, an effect that was significantly reversed by CM-6C and CM-30C. Additionally, CM-6C and CM-30C restored locomotor activity impaired by PTZ exposure. Mice treated with CM-6C and CM-30C exhibited significantly increased latency to FMJ, tonic-clonic seizures, and enhanced survival rates compared to the PTZ control group. **Conclusion:** The findings suggest that CM-6C and CM-30C exhibit potential anticonvulsant properties by attenuating PTZ-induced seizures in both zebrafish and mice. These results indicate that CM-6C and CM-30C may serve as promising alternative therapeutic options for the treatment of epilepsy.



DR. POORVA TIWARI

SCIENTIFIC OFFICER, SCHWABE INDIA

Dr. Poorva Tiwari is presently working as Scientific Officer, Schwabe India, the Indian arm of Dr. Willmar Schwabe Group of Companies, Germany. She is BHMS, MD (Hom.), Cert PV. She has 5 years' working experience in clinical research and 3+ years of Research & Industrial. Her working field is Drug proving, pre-clinical research, clinical research and Materia medica.

She has more than 34 papers and articles published. She has contributed to various professional bodies like Noida Homoeopathic Medical Association, Bureau of Indian Standards, etc. Has worked at National Institute for Empowerment of Persons with Intellectual Disability, Noida. (NIEPID). She has practiced Homoeopathy for the last 5 years, handling different types of patients, from acute to chronic illnesses.

CHALLENGES AND OUTCOMES IN HOMOEOPATHIC PRECLINICAL RESEARCH: A REVERSE PHARMACOLOGY APPROACH TO NEW PRODUCT DEVELOPMENT

ABSTRACT

Dr. Poorva Tiwari, Dr. Megha Jha, Snigdha Suman Dalua, Dr. Ramachandran Valavan

Introduction: With the advancement of evidence-based research, Homoeopathy pharmaceutical sector reform is needed to assure product quality, safety, and efficacy. Reverse Pharmacology (RP) is one such promising approach aiding in achieving this objective. The progression of homoeopathic pharmaceuticals requires a tactical integration of traditional principles with modern scientific rigor for global acceptance. Preclinical research is crucial for establishing safety, efficacy and biological plausibility of new formulations. At Dr. Willmar Schwabe India, we have institutionalized a research-driven approach to new product development (NPD), embedding evidence-based preclinical research as an integral part of our Standard Operating Procedures (SOP). In our structured NPD process, preclinical investigations serve as the foundational step to evaluate therapeutic potential and guide in-line clinical trials. This abstract discusses our experience, challenges and major outcomes in implementing this methodology in Homoeopathy, to develop scientifically validated, effective and safe formulations.

Methodology: Taking RP into consideration, the Schwabe India team had precisely developed a procedure for development of any new homoeopathic product. A thorough literature analysis is conducted to generate multiple formulations with different potencies and concentrations. Compatibility testing is performed on the most promising formulations after professional screening. Best formulations undergo accelerated stability testing. Following these processes, few successful formulations emerge for further consideration of in vivo safety and efficacy study. Based on the study results, strongest formulation is chosen for commercialization.

Observations & Discussion: Several practical challenges are encountered in the homoeopathic preclinical study. Securing collaborations with institutions familiar with homoeopathic research methodologies is often limited, and project timelines are frequently not adhered to, due to academic inconsistencies. Furthermore, the lack of standardized industry practices creates commercial disparity and hinders a level playing field. Adapting conventional pharmacological tools to potentised homoeopathic preparations demands highly sensitive models and biomarkers due to the absence of detectable active substances which again poses a key challenge. Additionally, the lack of universally accepted protocols for in vitro and in vivo evaluation further complicates standardization and scientific validation. Despite these hurdles, we have remained committed to this methodology for the long-term scientific credibility and societal benefit it brings.

Conclusion: Evidence-based preclinical research based on RP strengthens the scientific foundation of homoeopathic product development and raises global awareness by boosting the scientific credibility of homoeopathic novel products and providing a foundation for informed clinical research and regulatory acceptance. Our experience in new product development underscores the need for continued innovation, standardization, and collaboration across disciplines to ensure the future of Homoeopathy is grounded in scientific evidence without losing its core principles. While challenges exist—especially around infrastructure, timelines, and market dynamics—the long-term benefits far outweigh the obstacles. Going forward, formal recognition and incorporation of RP within the regulatory framework, including the Drugs and Cosmetics Act, will be essential to ensure standardization, encourage wider industry adoption, and elevate the credibility of Homoeopathy in mainstream healthcare.

11th APRIL 2025

SEMINAR HALL 2B (GF)

11th April 2025

9:30PM – 11:30AM

Scientific Session III

Evidence building in Homoeopathy & Homoeopathic Clinical Case Repository (HCCR)

Chairperson:

- Dr. L. K. Nanda, Chairman, Special Committee for Clinical Research, CCRH

Co-Chairperson:

- Dr Y P Patel, Principal, Smt. AJ Salva Homoeopathic Medical college & Research institute, Mehsana

Speakers:

- Dr Sreekanth Gopinathan Pillai, Assistant Professor, Manipal Institute of Virology, Manipal Academy of Higher Education, Manipal
- Dr Suhana P. Azis, Research Officer(H)/ Scientist-2, CCRH, New Delhi

Panel Discussion: Leveraging Evidence building in Homoeopathy

Panelists:

- Prof. (Dr.) L.K.Nanda, Chairman, Special Committee for Clinical Research, CCRH
- Dr. Sangeeta A. Duggal, Advisor(H), Ministry of Ayush
- Dr. Anil Khurana, Former Director General, CCRH, former Chairman, NCH
- Dr. Subhash Kaushik, Director General, CCRH

Convenor:

- Dr. Suhana P. Azis, Research Officer(H)/ Scientist-2, CCRH, New Delhi

Co-convenor:

- Dr. Divya Verma, Research Officer(H)/ Scientist-1, Central Research Institute (Homoeopathy), Lucknow

Rapporteur:

- Dr. Charu Sehgal, Senior Research Fellow (H), CCRH, New Delhi
- Dr Shruti Jain, Research Associate (H), CCRH, New Delhi



PROF. (DR.) L. K. NANDA

CHAIRMAN, SPECIAL COMMITTEE FOR CLINICAL RESEARCH, CCRH

Prof. Dr. Laxmikanta Nanda, a pioneer in Homoeopathic Materia medica, did his MD (Hom.) from Utkal University and PhD from JRN Rajasthan Vidyapeeth (Deemed to-be-university) Udaipur. Dr. Nanda is the former Principal cum Superintendent of Dr. A.C. Homoeopathic Medical College & Hospital, Bhubaneswar. He was one among few candidates to visit prestigious Royal London Homoeopathic Hospital, London and New England School of Homoeopathy, USA upon getting sponsored by W.H.O. and Department of Ayush, Govt. of India from Odisha. He is a member of the Advisory board of the 'Indian Journal of Research in Homoeopathy' published by CCRH, former convener of the 'Indian Journal of Education and Practice' published by Central Council of Homoeopathy. He was the member of Central Council of Homoeopathy from 2006 to 2018, Chairman, Committee of Excellency in Education, C.C.H. from 2015 to 2018 and Member of Scientific Advisory Committee, Central Council for Research in Homoeopathy from 2006 to 2018. To his credit Dr. Nanda has 91 Publications in reputed National and International journals and authored four books and contributed several scientific workshops. He has also delivered many popular talks at different institutions across the country. Dr. Nanda's thrust are of research is focused on the study of biochemical and Molecular basis of evaluation of efficacy of Rauwolfia Serpentina in its (Q, 6C, 30C) preparations on hypertension-induced rat models. He was honoured with 'Best teacher award' in the year 2019 by Central Council for research in Homoeopathy, Ministry of Ayush, Govt. of India, New Delhi. He has been treating lakhs of patients and bringing within them healing and well-being.



DR. YASHVANT KUMAR P. PATEL

Dr. Yashvant Kumar P. Patel, born on October 14, 1973, is an experienced Homoeopath with over 27 years in both clinical practice and academics. He completed his M.D. in Homoeopathy from V.H. Dave Homoeopathic Medical College, Anand in 2011, after earning his B.H.M.S. in 1996-97 with first-class honors from R.K. Homoeopathic Medical College, Anand. Dr. Patel has been serving as the Principal of Smt. A.J. Savla Homoeopathic Medical College since December 27, 2013. Additionally, he holds the position of Chairman for the Board of Study in Homoeopathic Faculty at HNGU, Patan, and is a member of both the Board of Study in Homoeopathic and Medicine Faculties at HNGU. He has contributed to state and national initiatives as the Nodal Officer for Gujarat's AZADI KA AMRUT MAHOTSAV and for the higher education survey from the Ministry of Education, New Delhi. With over 20 years of clinical practice, he runs his own clinic, Mann Homoeopathy Clinic, in Visnagar, where he treats a wide range of patients, further enriching his academic and practical expertise.



DR. SREEKANTH GOPINATHAN PILLAI

ASSISTANT PROFESSOR, MANIPAL INSTITUTE OF VIROLOGY, MANIPAL ACADEMY OF HIGHER EDUCATION, MANIPAL

Dr. Sreekanth Gopinathan Pillai is an accomplished virologist and immunologist with extensive expertise in translational approaches to combat viral infections. He is currently serving as an Assistant Professor at the Manipal Institute of Virology (MIV), MAHE, Karnataka, where he also holds multiple key roles, including Technical Manager for the Serology Laboratory and Deputy Biosafety Officer at the Viral Diagnostic Laboratory, MIV. His research primarily focuses on viral infections of national importance, such as dengue virus, Kyasanur Forest Disease Virus (KFDV), and the deadliest Nipah virus. His work emphasizes understanding immunopathogenesis, developing antiviral therapeutics, and identifying molecular markers for viral diseases using preclinical and clinical models. He has over 15 years of research experience and has contributed significantly to antiviral drug discovery and immunological studies at esteemed institutions, including Mahidol University, Thailand, CSIR-Indian Institute of Chemical Technology, Hyderabad, and the ICGEB-Emory University Vaccine Centre, New Delhi. He has secured multiple research grants from prestigious national and international funding agencies. His prolific publication record includes numerous high-impact papers in leading journals such as Nature Medicine, Antiviral Research, and Frontiers in Cellular and Infection Microbiology. He has been trained in Biosafety Level 3 (BSL-3) practices at the Center for Infectious Diseases, Indian Institute of Science (IISc), Bengaluru, ensuring his expertise in handling high-risk pathogens. He has also participated in prestigious programs such as the Young Investigator Meeting 2025 (YIM-2025), jointly organized by India Biosciences and the Department of Biotechnology (DBT), Government of India. His exceptional contributions to virology have been recognized with several accolades, including the SCIRE Young Scientist Award (2019) and multiple international awards and scholarships. His impactful research and unwavering dedication to bridging the gap between fundamental research and clinical applications position him as a key contributor in the field of virology and immunopathogenesis.

SYSTEMATIC APPROACHES TO EVALUATE HOMOEOPATHIC DRUGS AGAINST VIRAL DISEASES OF NATIONAL IMPORTANCE

ABSTRACT

Viral diseases such as dengue, chikungunya, influenza, and Nipah virus present significant public health challenges in India, necessitating the exploration of novel therapeutic approaches. While modern antiviral therapies are often limited by high costs, drug resistance, and adverse effects, complementary systems of medicine, such as homoeopathy, offer a promising avenue for managing these infections. Homoeopathy has been traditionally used to manage various infectious diseases by modulating host immune responses. However, the lack of rigorous scientific validation limits its acceptance in mainstream medical practice. This highlights the need for a systematic and evidence-based evaluation of homoeopathic drugs against viral diseases of national importance, employing an integrated translational approach that combines in vitro, in vivo, and clinical models.

Objective: The primary approach involves identifying potential homoeopathic formulations with a history of use in managing viral infections. These formulations will be subjected to in vitro testing using cell culture models to assess their antiviral activity, including virus inhibition, reduction of cytopathic effects, and modulation of viral replication. Promising candidates will then be evaluated in the in vivo preclinical models to determine their efficacy, safety, and immunomodulatory effects. Special emphasis will be placed on assessing cytokine responses, gene expression profiling, and antiviral defense mechanisms triggered by these drugs. Following preclinical validation, the most promising formulations will undergo well-designed clinical trials to assess their safety, tolerability, and clinical efficacy in human subjects. Randomized, double-blind, placebo-controlled trials need to be then conducted to ensure robust data generation and minimize bias.

Outcomes: This systematic approach will investigate the immunomodulatory role of homoeopathic drugs in viral infections by evaluating their effects on key immune mediators and pathways. Emphasis will be placed on understanding whether these formulations can modulate the inflammatory response and enhance antiviral immunity, thereby reducing disease severity and improving clinical outcomes.

Conclusion: This systematic and multidisciplinary approach may generate scientifically validated evidence on the efficacy and safety of homoeopathic drugs in managing viral diseases of national importance. The outcomes of this study have the potential to bridge the gap between traditional medicine and modern virology, contributing to the development of affordable, accessible, and effective homoeopathic remedies that could complement existing treatment strategies.



DR. SUHANA P. AZIS

RESEARCH OFFICER (H)/ SCIENTIST-II, CCRH

Dr. Suhana P. Azis is currently working as Research Officer (Homoeopathy)/ Scientist-II at Central Council for Research in Homoeopathy (CCRH), New Delhi (Ministry of Ayush, Government of India). She holds more than eight years of research experience in Homoeopathy. She is the Overall Trial Coordinator of the multicentric Clinical Verification Research Programme of CCRH. She is also the Principal Investigator of three other ongoing Clinical Research projects, Nodal Officer for the Ayush Grid Project (Ministry of Ayush), Project Coordinator for the Homoeopathic Clinical Cases Repository (HCCR), and Nodal Officer of the CCRH Media activities. She has authored 08 research papers in peer-reviewed indexed journals and is the lead contributor to 4 books. She is a Member of the Scientific Advisory Board and Institutional Ethics Committee of the Department of Homoeopathy, Government of Kerala, and a Member of the Research Coordination Committee, National Ayush Mission, Government of Kerala. She is trained in 'GCP and NDCT Rules and ICMR National Ethics Guidelines' by FERCI, in Biostatistics from the Institute of Liver and Biliary Sciences, New Delhi, Ethics in Biomedical Research from ICMR, and Certificate Course in Geographic Information Systems (GIS) in public health from Public Health Foundation of India (PHFI), New Delhi.

EVIDENCE BUILDING THROUGH HOMOEOPATHIC CLINICAL CASE REPOSITORY (HCCR)

ABSTRACT

Introduction: India, with around 300,000 registered homoeopathic practitioners, faces a significant challenge in documenting clinical cases due to the unique emphasis on individualized treatment and lack of standardized case recording formats. This scarcity of documented cases results in a wealth of information being lost, hindering research, education, and practice development in Homoeopathy. To bridge this gap, the Central Council for Research in Homoeopathy (CCRH) has developed the Homoeopathic Clinical Case Repository (HCCR) portal, aiming to create a comprehensive national and global database for homoeopathic clinical cases, envisioning a big data pool to facilitate research, education, and practice development in Homoeopathy.

Methods: A secure, open-access database has been created, complying with HIPAA and FHIR standards. This database features pre-structured case recording templates, aligned with standard reporting guidelines, enabling practitioners to easily enter cases retrospectively or prospectively. To ensure authenticity, practitioners' medical registration records are verified. Additionally, unpublished case reports can be submitted for peer review, with accepted cases receiving evidence-based grading, incentivizing user participation.

Result: HCCR serves as a foundational platform to investigate treatment outcomes, track disease patterns, and assess the effectiveness of homoeopathic interventions in improving quality of life and cure rates for various clinical conditions (ICD-10). Advanced data analytics, leveraging text mining and reporting tools, will be utilized to extract valuable insights from the repository.

Conclusion: The HCCR database will showcase the effectiveness of Homoeopathy in treating various cases, backed by robust evidence. This will enable the CCRH to present compelling facts to policymakers and stakeholders, highlighting Homoeopathy's strengths and potential contributions to public health, ultimately enhancing its role in healthcare service delivery.

PANEL DISCUSSION: LEVERAGING EVIDENCE BUILDING IN HOMOEOPATHY



DR. SUBHASH KAUSHIK
DIRECTOR GENERAL, CCRH

Dr. Subhash Kaushik has been the Director General of the Central Council for Research in Homoeopathy since February 2022. He is heading a robust team of homoeopathic researchers through a network of 34 research institutes & units located in different parts of the country with headquarters in Delhi. He is responsible for the overall administration, policies, planning and execution of intramural multidimensional research studies, and fundamental & basic studies in Homoeopathy under collaboration with many institutes of national repute. Other than his PhD in Homoeopathy, he is also a graduate in Biology and done Master in Business Administration (Human Resources). He is also a recipient of the WHO Fellowship for the year 2016-17 on 'Statistical Methods for Epidemiological and Clinical Research' at the Liverpool School of Tropical Medicine, UK. Starting his career as an intern and then Junior Research Fellow in CCRH, he has distinguished experience of 30 years in the research, clinical and administrative fields. He has actively worked on developing, designing, implementing and publishing research studies in clinical research in respiratory and dermatological conditions and the clinical verification program of the Council. During the COVID-19 pandemic, he worked in tertiary care ICU set-up at AIIMS, Jhajjar providing add-on treatment to moderate to severe cases of COVID-19 in research mode, and prevention studies in the field. He is an accomplished clinician having treated lakhs of cases in his OPDs at Homoeopathic Treatment Centre, Safdarjung Hospital, Dr. D.P. Rastogi Central Research Institute for Homoeopathy, Noida and CGHS Wellness Centre, Supreme Court of India, New Delhi. At the time of his selection as DG, he was working as Hospital In-charge of Central Research Institute for Homoeopathy, Noida. Before that, he was the OPD and IPD In-charge of that hospital and Hindi Liaison Officer of the institute. During his first tenure of posting at CCRH Headquarters from 2004-2007, he was the Coordinator of the Clinical Verification program and different Clinical Research projects of the Council. From 2018 to 2020, during 2nd tenure at CCRH Hqrs., he has successfully handled the role of Chief Public Information Officer, Nodal Public Grievance Officer, Hindi Sampark Adhikari, Chairman of the Central Purchase Committee, and member of the selection committee for different technical, administrative and paramedical posts. He has more than 75 publications in research journals and books to his credit. He has organized and participated in more than 250 training programs, seminars and conferences and has been an active speaker on radio & television on Homoeopathy.

11th April 2025

11:30 AM-1:30 PM

Scientific Session IV
Research & Learning Insights

Chairperson:

- Dr.Tarakeshwar Jain, President, HEB, NCH

Co-Chairperson:

- Dr. Falguni Joshi,Principal, Shree BG Garaiya Homoeopathic Medical college & Hospital, Kalipat

Speakers:

- Dr. Devangini Broker, Senior physician at Dhawale Trust Hospital.
- Dr. N Prasanna Devi, Professor & HOD , medical superintendent, R.V.S Homoeopathic medical College, Coimbatore , Tamil Nadu
- Dr. Mansi Shukla, Associate professor , AHMC & RI, Gandhinagar, Gujarat
- Dr. Hardik Khamar, Visiting Professor: PG Dept., Dr. V. H. Dave Homoeopathic Medical College, Anand.
- Dr. Zankhana Desai, Professor and hod, dept., Jawaharlal Nehru Homoeopathic Medical College, Parul University, Vadodara
- Dr. Dhanashree A. Kulkarni Assistant Professor in Dept. of Homoeopathic Materia Medica, Late Mrs. housabai HMC, Nimshirgaon
- Dr. Padmalaya Rath Research Officer(H)/ Scientist-4, DDPCRIH, Noida

Convenor:

- Dr. Padmalaya Rath, Research Officer(H)/ Scientist-4, DDPCRIH, Noida

Co-convenor:

- Dr. Akshay Kumar Prusty, Research Officer(H)/ Scientist-3, RRIH, Puri
- Dr. Punam Kumari, Research Officer(H)/ Scientist-2, DDPCRIH, Noida

Rapporteur:

- Dr. Ekta Gupta, Senior Research Fellow (H), CCRH, New Delhi



DR. FALGUNI JOSHI

PRINCIPAL, SHRI B.G.GARAIYA HOMOEOPATHIC MEDICAL COLLEGE

Dr. Falguni Joshi is an experienced academic professional in the field of Homoeopathy. she has an extensive teaching experience spanning 23years. She has held key leadership roles, including serving as the Principal of Shri B.G. Garaiya Homoeopathic Medical Collegein Rajkot. Additionally, she has contributed to higher education as the former Dean of Noble University, Junagad.

Her expertise has also been recognized in academic governance, as she was an ex-member of the Board of Studies (Para Clinical) at Maharashtra University of Health Sciences (MUHS). She has also served as chairman and Member of the LIC at MUHS. Throughout her career, Dr. Joshi has actively participated in numerous seminars and workshops, further enhancing her knowledge and expertise. She has also contributed to the field through various publications, adding to the academic and research advancements in Homoeopathy.



DR. DEVANGINI R. BROKER

ASST. PROFESSOR, REPERTORY, DR. M. L. DHAWALE MEMORIAL HOMOEOPATHIC INSTITUTE.

RESEARCH COORDINATOR, DR. M. L. DHAWALE MEMORIAL TRUST

Homoeopathic doctor who firmly believes in gentle cures and practicesHomoeopathy with utmost dedication. Integrating advanced teaching methods for teaching Research Methodology andStatistical methods in the field of Homoeopathy. Experience: Clinical: Senior physician at Dhawale Trust Hospital in Endocrinology OPD. Practicing holistic Homoeopathy in Mumbai over 12 years. Research: Sr. Research Fellow in Scholastic Difficulty research projects funded bythe Ministry of AYUSH. Led 8 clinical and educational research projects, guidedresearch and statistical analysis for 80+ projects, and published 6+ research papersin peer-reviewed journals. Academic: With 12 years of experience teaching Research Methodology,Biostatistics, and Repertory. Faculty for 55+ research workshops for teachers, PhD scholars, and postgraduates.

NON-EQUIVALENCE TRIAL OF HYPERICUM PERFORATUM 30C COMPARED TO NON-STEROIDAL ANTI- INFLAMMATORY DRUGS FOR PAIN MANAGEMENT IN PATIENTS UNDERGOING ROOT CANAL THERAPY, ASSESSED USING THE VISUAL ANALOGUE SCALE (VAS): A RANDOMIZED CONTROLLED TRIAL.

ABSTRACT

Introduction: Root Canal Therapy (RCT) has seen a 13.53% increase in India. This procedure removes infected pulp from the tooth, followed by cleaning, illing, and sealing. Nerve exposure and arti icial nerves can cause increased pain after anaesthesia, leading to prescribed Non-Steroidal Anti-Inlammatory Drugs (NSAIDs), which may be contraindicated in chronic conditions. Homoeopathic medicines could serve as an alternative. While studies on Hypericum Perforatum (P.) for dental pain are limited, some case reports indicate positive outcomes.
OBJECTIVE: This study compares Hypericum P. 30c with NSAIDs for pain management in RCT patients, assessed using the Visual Analogue Scale (VAS), to develop effective dental pain management strategies.
Methodology: A randomized control trial enrolled 68 patients, with 34 in each group. The experiment group (A) received Hypericum before the surgery, soon after the surgery, and after 12 hours of surgery and the long-term impact of medicine was assessed after 3 days of treatment. The other group (B) received NSAIDs (Ibuprofen, or Diclofenac, or Piroxicam) as prescribed by the dentist. Pain levels were assessed using a Visual Analogue Scale before surgery, 12 hours, and 3 days post-surgery. Data were analyzed using the Wilcoxon-signed test and Mann-Whitney U Test with SPSS 24.0

Results: 63 patients (33 males, 30 females) were enrolled for the analysis; 5 were dropouts. Group A and Group B both showed signi icant reductions in pain scores immediately after surgery ($p < 0.001$), after 12 hours ($p < 0.001$), and after 3 days ($p < 0.001$). However, comparisons between Groups A and B revealed no signi icant differences at any time point: immediately after surgery ($p=0.512$), after 12 hours ($p=0.398$), and after 3 days ($p=0.565$).

Conclusion: The Hypericum P. 30c was found to be equivalent to NSAIDs for managing post operative pain among patients undergoing root canal treatment.



DR. N. PRASANNADEVI

MEDICAL SUPERINTENDENT & PROFESSOR AND HOD, DEPARTMENT OF OBSTETRICS & GYNECOLOGY, R.V.S HOMOEOPATHIC MEDICAL COLLEGE, SULUR, COIMBATORE, TAMIL NADU.

In addition to my extensive clinical and teaching experience of fifteen years, I have actively contributing to advancing homoeopathic medicine through research endeavors. On the research front, I've conducted basic and applied research in Homoeopathy. I've also served as a research guide for the Short-Term Studentship in Homoeopathy (STSH) program under the Central Council of Research in Homoeopathy in New Delhi, India. I've received grants for undergraduate research as well. My research interests span a wide range of areas, including:

Investigating the efficacy and safety of homoeopathic remedies for various medical conditions.

- Exploring the mechanisms of action of homoeopathic medicines at the cellular and molecular levels
- Developing innovative homoeopathic formulations and dosage forms.
- Conducting applied clinical trials to evaluate the effectiveness of homoeopathic treatments.

I have been actively involved in disseminating research findings through publications in peer-reviewed journals and presentations at national and international conferences. My commitment to research has been recognized through grants and fellowships from esteemed organizations.

Furthermore, I am passionate about promoting health education and raising awareness about the principles and benefits of homoeopathic medicine. I have organized numerous seminars, workshops, and public outreach programs to educate healthcare professionals, students, and the general public about this holistic approach to healthcare.

Looking ahead, I am eager to continue exploring new frontiers in homoeopathic medicine, fostering collaborations with researchers and practitioners from diverse backgrounds, and contributing to the growth and recognition of this field through my clinical, academic, and research endeavors.

INVESTIGATION ON THE WOUND HEALING PROPERTIES OF HOMOEOPATHIC MEDICINE "CALENDULA 30" IN RED TILAPIA FISH (OREOCHROMIS SP.): A STUDY ON GENE EXPRESSION

ABSTRACT

Investigation on the wound healing properties of Homoeopathic Medicine "Calendula 30" in Red Tilapia Fish (Oreochromis sp.): A Study on Gene Expression Wound healing in fish is a complex process that involves multiple cellular and molecular mechanisms. Homoeopathic medicine "Calendula 30" has been traditionally used to accelerate wound healing in humans, but its effects on fish wound healing remain unexplored. This study investigated the wound healing properties of Calendula 30, a homoeopathic remedy, on Red Tilapia Fish (Oreochromis sp.) and its associated gene expression. The research aims to establish a cost-effective and rapid method for wound closure that minimizes side effects. A total of 135 fishes (Avg.10±1.6cm) were divided into three groups in triplicate (15 fishes each): Control (T1) wounded with-out any medicine, wounded treated with Calendula 30 (T2) and Povidine-iodine (T3). Wound healing was assessed through hematology and histology analyses, while gene expression was evaluated using real-time PCR. The results shows that healing processes were observed over 1, 5, and 10 days post-wound application, comparing the effects of Calendula gel with povidine-iodine and a control group with no treatment. Results indicated significant regeneration of skin in treated groups, with initial hyperpigmentation noted at 5 days post-wound for the Calendula treatments. Further, shown that Calendula 30 significantly accelerated wound healing in Red Tilapia, characterized by enhanced epithelialization, collagen deposition, and reduced inflammation. The control group exhibited slower healing rates without medicinal application. Hematological analyses showed that Calendula treatment did not suppress immune parameters. Histological findings revealed fragmented micro-ridge arrangements initially, which are believed to facilitate epithelial cell migration. Further, gene expression analysis for tumor necrosis factor-α and transforming growth factor indicated their roles in promoting rapid wound healing in treated groups, with an observed short inflammatory response that resolved by 5 days. In conclusion, this study provides evidence into the molecular mechanisms of wound healing in Red tilapia fish, demonstrating the efficacy of Calendula gel in enhancing tissue repair and gene expression relevant to this process as effective therapeutic agent for promoting wound healing in Red Tilapia fish, and highlights its potential application in aquaculture.



DR. MANSI SHUKLA

ASSOCIATE PROFESSOR, AHMC & RI, GANDHINAGAR, GUJARAT| ACADEMICIAN | CLINICIAN RESEARCHER

Dr. Mansi Shukla is a dedicated homeopathic physician, academician, and researcher specializing in Obstetrics and Gynaecology. With over 14 years of clinical experience and 4.5 years in academia, she currently serves as an Associate Professor in the Department of Obstetrics & Gynaecology at AHMC & RI, Gandhinagar, Gujarat. Her work combines evidence-based homeopathic practice with modern medical knowledge, with a primary focus on women's health. Dr. Shukla is also pursuing a PhD, contributing to research in homeopathy with an emphasis on integrative women's healthcare.

In her academic role, Dr. Shukla teaches undergraduate students in homeopathic gynecology and obstetrics and mentors research projects and dissertations. She has over four years of experience in homeopathic medical education and actively engages in advancing the field through her research. Clinically, she has over 14 years of experience managing gynecological and obstetric conditions with a special focus on PCOS, menstrual disorders, infertility, and pregnancy care using holistic homeopathic approaches. She has published one peer-reviewed research paper and presented her research at national conferences and seminars on homeopathic gynecology and integrative medicine. Dr. Shukla is also working on an ongoing research project and has a publication in process.

Dr. Shukla actively participates in faculty development programs to enhance her teaching methodologies and regularly attends national and international conferences, workshops, and seminars related to homeopathy, gynecology, and research methodologies. Her key skills include conducting lectures, workshops, and case discussions for medical students, focusing on the clinical applicability of homeopathy in gynecology. She also emphasizes exploring the efficacy of homeopathic remedies in gynecological disorders and documenting case studies for evidence-based practice. In patient care, Dr. Shukla provides personalized homeopathic treatment plans for chronic and acute gynecological conditions, advocating for integrative healthcare where appropriate.

Looking ahead, Dr. Shukla aims to expand her research contributions in homeopathic obstetrics and gynecology, publish more studies to strengthen evidence-based homeopathy, and mentor future homeopaths to uphold high standards in practice and academia. She is open to academic collaborations, research projects, and clinical consultations, seeking to advance homeopathy's role in women's healthcare. For detailed publications and professional inquiries, she invites direct contact.

EFFECTIVENESS OF HOMOEOPATHIC TREATMENT IN ADHESIVE CAPSULITIS – A SINGLE-BLIND PLACEBO CONTROLLED RANDOMIZED TRIAL

ABSTRACT

Adhesive capsulitis (frozen shoulder) is a common yet challenging musculoskeletal disorder characterized by progressive pain, stiffness, and functional impairment. Conventional treatments, including NSAIDs, corticosteroids, and physiotherapy, often provide limited long-term relief and may carry side effects. This single-blind, placebo-controlled randomized trial investigates the efficacy of individualized homoeopathic treatment in 60 patients with Stage II adhesive capsulitis, comparing outcomes against placebo over 12 weeks. Primary endpoints included Visual Analog Scale (VAS) for pain, goniometric assessment of shoulder range of motion (ROM) and Shoulder Pain and Disability Index (SPADI) scores. Secondary measures evaluated quality of life (QoL) improvements and reduction in analgesic dependency.

Results demonstrated statistically significant improvements ($p < 0.01$) in the homoeopathy group, with a mean reduction in VAS pain scores by 62% compared to 18% in the placebo group. Shoulder abduction and external rotation improved by 45% and 38%, respectively, in the Homoeopathy arm versus minimal changes in the placebo group. SPADI scores showed a 55% improvement in functional disability ($p < 0.001$). Notably, 78% of Homoeopathy-treated patients reduced or discontinued analgesics, highlighting its potential as a drug-sparing therapy. This study provides robust clinical evidence supporting Homoeopathy as a viable, non-invasive, and holistic alternative for adhesive capsulitis, with integrative pain management protocols.



DR. HARDIK KHAMAR

MD HOM, PGC - HFWM (NEW DELHI), CERTIFICATE IN DESIGN THINKING (IIT DELHI),SCMT (GERMANY)

Dr. Hardik Khamar has an extensive educational background, including an MD in Homeopathy, SCMT from Germany, a Certificate in Design Thinking and Innovations from IIT Delhi, a Postgraduate Certificate in Health and Family Welfare Management from NIHFW, Delhi, and a Management Development Program (MDP) in Management Consultation on Healthcare in India from IIM Ahmedabad.

Professionally, Dr. Khamar is the founder of Homeopathy Care Clinics in Ahmedabad (with branches in Maninagar and Vastrapur) and serves as a visiting faculty member in the Department of Materia Medica at Dr. V.H. Dave Homoeopathic Medical College, Anand, Sardar Patel University. Additionally, Dr. Hardik Khamar is a panel doctor at the National Institute of Design, Ahmedabad, and co-founded the Prayas Homeopathy and Cancer Research Foundation. He has also served as a past member of the Board of Studies in Homeopathy at Swaminarayan University, Kalol.

Dr. Hardik Khamar's areas of expertise include treating challenging cases such as cancers, PCOD, thyroid disorders, autoimmune diseases, diabetes, lifestyle diseases, and neuropsychiatric disorders like autism, ADHD, epilepsy, and neurodevelopmental conditions in children. His research work has strong focus on integrating clinical practice with modern research methodologies.

Dr. Hardik Khamar has received extensive training, including specialized instruction from Dr. Sunirmal Sarkar in Kolkata, focusing on challenging cases like cancer and autoimmune disorders and Dr. Praful Barvalia in Mumbai for advanced management of child psychiatric cases. They have presented at various international and national conferences, including the LMHI Colloquium in December 2022, the 75th Liga Congress in Istanbul in September 2022, the 8th Ukrainian Homeopathic Congress in Kiev in November 2019, and the International Conference on Integrative Oncology in Kerala in February 2020. In addition, Dr. Hardik has numerous national presentations scheduled for 2024 and 2025, including topics on personalized wellness, homeopathy in pseudo-surgical diseases, and long COVID. They also serve as a reviewer for Homeopathic Links published by Thieme Publishers and have been a resource speaker for the Department of AYUSH, Government of Gujarat, training AYUSH HomeopathyHomoeopathy Medical Officers.

Outside of their professional work, Dr. Hardik Khamar is passionate about paragliding, with over 270 hours of flying experience across various locations, and is an avid Ultimate Frisbee player, continually honing their skills for team games.

OUTCOMES OF HOMOEOPATHIC INTERVENTIONS IN ONCOLOGY: A CASE SERIES ANALYSIS

ABSTRACT

Introduction: Integrating Homoeopathy into oncology care has shown promising outcomes in symptom management and quality of life enhancement. This case series examines cancer cases treated with Homoeopathic remedies, highlighting clinical applications and outcomes.

Objective: To evaluate the role of individualized homoeopathic treatment in oncology patients, focusing on symptom relief and quality of life improvements.

Methods: Design: Retrospective case series. - Setting: Homoeopathy Care, Ahmedabad, India.

- Inclusion Criteria: Patients with confirmed oncological diagnoses treated homoeopathically without concurrent chemotherapy or with adjunctive homoeopathic support.

Intervention: Remedies were prescribed based on classical Homoeopathy principles, integrating patient-reported symptoms. Remedies included Bleomycin, Phosphorus, Carcinosin, and others, administered in individualized potencies.

Outcome Measures: Symptom improvement, absence of metastasis, weight stabilization, and overall patient-reported quality of life.

Results:

Case 1: Post-pneumonectomy denocarcinoma patient maintained non-metastatic status and reduced dyspnea.

Case 2: Metastatic lung cancer case showed respiratory symptom resolution and weight gain.

Case 3: Testicular cancer with glioblastoma metastasis demonstrated no further metastasis and improved well-being.

Case 4: Prostate cancer case achieved symptomatic relief and a PSA reduction.

Case 5: Breast cancer patient undergoing chemotherapy reported controlled diabetes and resilience to treatment.

Case 6:Uterine cancer patient noted cessation of bleeding and improved activity.

Case 7: Right-sided breast cancer with invasive ductal carcinoma showed symptom relief and minimal chemotherapy side effects.

Case 8: Uterine cancer with metastatic lung adenocarcinoma experienced partial pain relief and overall improvement.

Case 9: ecurrent invasive oral cancer showed improved mental state and partial symptomatic relief.

Case 10: reast cancer (ER/PR positive) patient achieved symptom stabilization and no recurrence till the last follow-up.

Conclusion: This case series underscores the potential of Homoeopathy as a complementary modality in oncology. Observed benefits include symptom alleviation and enhanced quality of life. Larger, controlled studies are warranted to validate these findings.



PROF. DR. ZANKHANA POORAV DESAI

PHD SCHOLAR,PROFESSOR AND H.O.D. OF DEPARTMENT OF COMMUNITY MEDICINE, JAWAHARLAL NEHRU HOMOEOPATHIC MEDICAL COLLEGE, PARUL UNIVERSITY, VADODARA, GUJARAT.

Dr. Zankhana Desai has been a dedicated academic and researcher at Parul University since 2004, currently serving as the Professor and Head of the Department of Community Medicine at Jawaharlal Nehru Homoeopathic Medical College. Along with her academic leadership, She is a PhD Scholar at Parul University. She is deeply involved in the university's academic operations as the Academic In-charge and Member Secretary for the Institutional Academic Assurance Cell. Her academic contributions extend beyond teaching and administration. She has presented scientific papers at national and international conferences, notably at the International conference on capacity building in higher education institution – ICBHE 2019, CABCIN – A European Union Funded Initiative, co-funded by the Erasmus+ programme of the European Union where she presented her research on the "Attitude of Teachers towards Professional Development in Higher Education." Which was also published in conference proceeding book. She has also published several research papers in Web of Science-indexed journals and peer-reviewed journals.

Her dedication to excellence has been recognized through multiple Teacher's Excellence Awards in the Faculty of Homoeopathy at Parul University. She has also been invited as a reviewer at numerous scientific conferences and Ethical Review Committee meetings. In addition, she plays a significant role in the university's ethics and research initiatives, serving as the Member Secretary of the Institutional Ethics Committee and Research Cell at Jawaharlal Nehru Homoeopathic Medical College.

As a member of the Infection Control Committee and NABH at JNHMC Hospital, She is actively engaged in improving health standards. She has successfully conducted two Intramural Research Projects at Parul University, contributing significantly to the academic and research landscape of the institution.

She is life Member of the Homoeopathic Medical Association of India

HOMOEOPATHY FOR ACUTE UPPER RESPIRATORY TRACT INFECTION IN ADULTS

ABSTRACT

Acute upper respiratory infection (URTI) is common illness in children, but a substantial reason for compromised quality of life and workdays losses in adults. Present clinical study was conducted to explore efficacy of Homoeopathic treatment for acute upper respiratory tract infection especially in adults. In this prospective clinical study, enrolled patients from 18 to 45 years of age group who reported for acute URTI at the outpatient department of the Homoeopathic Medical College. Individualised Homoeopathic medicine was prescribed to them considering symptoms totality. They were assessed by symptoms score on the fifth day of medication for treatment outcome and severity of illness was monitored by serum C-reactive protein, a biomarker for infection and inflammation. The study results revealed a significant improvement in symptoms score (P – 0.000, 5% level) and reduction in serum C – reactive protein level (P – 0.008, 5% level) after treatment. Results also inferred that treatment helped patients to abolish impact of illness on usual activity (P – 0.000, 5% significant level) and recover from status of illness (P – 0.000, 5% significant level). Adults treated with homoeopathy for acute upper respiratory tract infections saw clinical improvement and a reduction in the burden of illness on daily activities.



DR. DHANASHREE A KULKARNI

ASSISTANT PROFESSOR IN THE DEPARTMENT OF HOMOEOPATHIC MATERIA MEDICA AT LATER MRS. HOUSABAI HOMEOPATHIC MEDICAL COLLEGE AND HOSPITAL

Dr. Dhanashree Kulkarnee is currently serving as an Assistant Professor in the Department of Homoeopathic Materia Medica at Later Mrs. Housabai Homeopathic Medical College and Hospital in Nimshirgaon, Maharashtra, where she has been employed for the past three years. In addition to her academic role, she has been practicing as a Homoeopathic Paediatrician at Shree Homeo Clinic in Miraj, Maharashtra, for the same duration. Dr. Kulkarnee completed her BHMS degree at Smt. CMP Homeopathic Medical College in Mumbai in 2016. In recognition of her academic excellence, she was awarded the Chandaben Mohanbhai Patel Rotary Excellence Award in 2017. She also received the Lippe Award from the Bamra Arogya Trust in Gurugram in 2018.

Dr. Kulkarnee pursued an MD in Homoeopathic Paediatrics at the Dr. M. L. Dhawale Memorial Homeopathic Institute in Palghar, completing her studies in 2022. During this period, she presented her MD dissertation at the Central Council for Research in Homoeopathy (CCRH) under the Quality MD Dissertation Scheme. Additionally, she participated in a poster presentation at the LIGA conference as an MD student in 2022. Since 2023, she has been pursuing a PhD in Homoeopathic Paediatrics at the same institute. Dr. Kulkarnee is also working towards a Master's degree in Psychology at Amity University in Jaipur, Rajasthan. Her special area of interest lies in conducting educational research in Homoeopathy.

ENHANCING HOMOEOPATHIC EDUCATION: INVESTIGATING THE IMPACT OF FLIPPED CLASSROOM APPROACH ON LEARNING HOMOEOPATHIC MATERIA MEDICA FOR UNDERGRADUATE III BHMS STUDENTS

ABSTRACT

The usual teaching of Homoeopathic Materia Medica for the undergraduates is done through lecture method. Limited time and attention span, one-sided lecture method, passive learning, limited scope of interaction is some of the limitation faced by the traditional classroom method. With a view to address the above difficulties it was thought to use flipped classroom as an innovative learning strategy and observe its benefits while teaching a content heavy subject of Materia Medica. **Materials and Methods:** This study was a Quasi Experimental self- controlled study conducted at Late Mrs. Housabai Homoeopathic Medical College, Nimshirgaon. All 100 students from III BHMS were included in the study. Convenience method of sampling was followed.Pre-tests and post-test consisting of 10 MCQs conducted after each lecture. A formative assessment in the form of LAQ asking the students to compare the Remedies on given points was conducted at the end of the 2nd & 4th lecture. At the end of all 4 lectures, a student feedback form for recording their overall experience of both the methods was provided to the students. The feedback form had 2 parts. The 1st part assessed the overall experience of both the methods on a Likert scale. The second part of the form consisted of open-ended questions evaluating their overall experience of Flipped classroom. **Results:** The Post Test Scores were statistically significant in both the groups. There was a statistically highly significant difference seen for values between the groups ($p<0.01$) for Post Test and LAQ scores in Traditional Classroom. There was a statistically non-significant difference seen between the Pre Test Scores of both the groups. The feedback forms from students regarding their experience comparing Flipped Classroom and Traditional Classroom showed a highly significant ($p<0.01$) preference for Flipped Classroom. 61% of the students were of the opinion that learning through Flipped classroom was Excellent as compared to Traditional Classroom.61% strongly agreed that Flipped classroom was more engaging and aroused interest throughout the length of the lecture.65% strongly agreed that Flipped Classroom was an enjoyable experience. 61% strongly agreed that Flipped classroom encouraged deeper thinking, understanding, and connections rather than mere sharing of information. 53 % felt that they could connect to information shared with their own experience in a Flipped Classroom while 34% could only sometimes relate to the information shared in a Traditional Classroom.54 % felt that they could resolve their doubts in a Flipped Classroom. After Flipped Classroom 68% students were definitely confident about applying the learning in clinical setting and examination. 76% were definitely satisfied with the Flipped Classroom. Conclusion: Though both methods have yielded statistically significant Post Test results, student feedback has shown a preference for the Flipped Classroom Method. Flipped Classroom was more enjoyable, engaging and promoted critical thinking. Additionally, maximum students have expressed satisfaction and shown willingness to adopt this method of learning.



DR PADMALYA RATH

RO(H)/ S-4(H), HOSPITAL IN-CHARGE AT DDPRCRI(H),NOIDA

Dr. Padmalaya Rath, is presently working as RO(H)/S-4(H), Hospital In-charge at DDPRCRI(H),Noida. She has completed MD from National Institute of Homoeopathy and is the first batch of MD. She has completedPhD (Homoeopathy) from JRN Rajasthan Vidyapeeth (Deemed to be University), Udaipur and Post-Graduate Diploma inDisaster Preparedness and Rehabilitation. Completed MBA inHealth care management and Hospital administration. Bestowed with Flame of Medical Science award by World Science Congress in 2015. Won 2nd prize inResearch paper presentation in Udaipur in 2016 organized byAmerican Association of Physicians of Indian Origin in 10th Global Health Summit.

She is the author of Homoeopathy MCQ, published during her final year of MD(Hom)later published 02 more editions of the title. Took part in host of talk shows in All IndiaRadio and in national television in Rajya Sabha Tv on health related issues.

Published a total of 40 articles in indexed journals. Apart from this abstracts and articlespublished in souvenirs and international seminar. Presented papers and becameResource Person in Govt. of India sponsored CMEs and other training programmes inMadhya Pradesh, Arunachal Pradesh, Tripura, Meghalaya, Manipur etc. Also remainedexaminer across different universities. Presented papers in national and internationalseminars.

She is in Editorial board: American Journal of Clinical and Experimental Medicine. Sheis the Reviewer of IJRH, Homoeopathic links.

POLYCYSTIC OVARIAN SYNDROME AND HOMOEOPATHIC MANAGEMENT: A CASE SERIES

ABSTRACT

Introduction: Polycystic ovary syndrome (PCOS) is a disorder of chronically abnormalovarian function and hyperandrogenism (abnormally elevated androgen levels). It ismanifested by irregular menstrual cycles, polycystic ovaries, acne, excess unwantedhair growth, obesity, etc. PCOS can affect a female's fertility. The global prevalence ofPCOS varies from 5% to 18%, with an average prevalence of 276•4 cases per 100,000people in Europe. The prevalence of PCOS in India ranges from 3.7 to 22.5% depending on the population studied.

Aim:

1. To evaluate role of individualized homoeopathic medicines in the treatment ofpolycystic ovarian syndrome through changes in USG report.
2. The assessment of causal attribution of Homoeopathic treatment effect will carried outusing the Modified Naranjo Criteria.

Patients and methods: This is a case series of five patients suffering from PCOS, assessed on the basis ofintermenstrual duration, acne global score, Ferriman- Gallwey score (FG score),ultrasound reports for the size of ovaries, biochemical and hormonal reports at baselineand at the end of treatment. In this case series, individualised homoeopathic medicineswere given for the management of PCOS. Indicated constitutional homoeopathicmedicines, such as Pulsatilla, Sepia, Calc. carb. and Nat. mur. were prescribed to thesepatients. The cases responded with marked improvement in intermenstrual duration andbody mass index scores, along with hormonal derangement. The assessment of causalattribution of Homoeopathic treatment effect was performed using the Modified NaranjoCriteria for Homoeopathy (MONARCH).

Conclusion: The efficacy of Homoeopathy in treating PCOS has been corroborated by numerous studies. The current case series underscore the pivotal role of individualisedhomoeopathic intervention in PCOS management. Consequently, there is a pressingneed for additional studies and randomised trials to validate the effectiveness ofhomoeopathic treatment in PCOS management.

11th APRIL 2025

SEMINAR HALL 3 (FF)

11th April 2025

9:30AM – 11:30AM

Scientific Session III

Homoeopathy in Veterinary Medicine: A Potential Strategy to mitigate Anti-Microbial Resistance

Chairperson:

- Dr. Jahagirdar Vilas, Member SCDS, CCRH

Co-Chairperson:

- Dr. Kalpit Sanghvi, Shree HN Shukla Homoeopathic Medical College & Hospital

Speakers:

- Dr. Shivang Swaminarayan, member, Confederation of Indian Industry-National Task, Gujarat
- Dr. Surjit S. Makkar, Veterinarian, former Joint Director (AH0), Punjab
- Dr. Vikram Kumar S. Jani, Head Amul Veterinary Medicine Production Unit, Anand
- Dr. Sanjeet Kumar, Veterinary Officer, Department of Animal Husbandry, Govt of NCT of Delhi
- Dr. Ritika Hassija Narula, Research Officer(H)/ Scientist-2, CCRH, New Delhi

Convenor:

- Dr. Ritika Hassija Narula, Research Officer(H)/ Scientist-2, CCRH, New Delhi

Co-convenor:

- Dr. D. Karthikeyan, Research Officer(H)/ Scientist-3, HRID Chennai

Rapporteur:

- Dr. Archna Nagar, Senior Research Fellow (H), CCRH, New Delhi
- Dr. Divya Yadav, Senior Research Fellow (H), CCRH, New Delhi



DR. VILAS JAHAGIRDAR

MEMBER SCDS, CCRH

MBBS, MD, GOVERNMENT MEDICAL COLLEGE, NAGPUR

Dr. Vilas Jahagirdar is a distinguished medical microbiologist with a career spanning more than fifty years, focusing on teaching and research. He began his academic journey with an MBBS in 1970 and completed an MD in 1974 from Government Medical College, Nagpur. Since 1971, Dr. Jahagirdar has been an integral part of the faculty in Medical Microbiology, where he has held several prestigious positions, including Professor& Dean and President of the Indian Association of Medical Microbiologists. His career is characterized by substantial contributions to medical education and research, having guided 58 postgraduate students across MSc, MD, and PhD programs.

Dr. Jahagirdar's scholarly achievements are impressive, with over 250 research paper presentations and more than 175 published research papers. His work has been recognized with six National Awards and 15 State and Regional Awards, highlighting his significant impact on the field. His dedication to advancing medical microbiology continues to inspire and shape future generations of microbiologists. Dr. Jahagirdar's legacy is marked by his commitment to excellence and his influence in shaping both academic and research landscapes in medical microbiology.



DR. KALPIT SANGHVI

Dr. Kalpit Sanghvi is a distinguished Homoeopathic professional with over 31 years of experience as a consultant and educator. He holds a DHMS, G. BHMS, and MD (Hom) degrees and has specialized in Ontology, Developmental Psychology, and Behavior Patterns for educational assessment and training. Throughout his career, Dr. Sanghvi has contributed significantly to homoeopathic education, with 21 years of teaching experience, including roles as Assistant Professor, Associate Professor, Professor, and Principal. He has been the Principal and Head of Shree H. N. Shukla Homoeopathic Medical College & Hospital since 2016 and Director of Aaryaveer Homoeopathic Medical College and Hospital since 2018. Dr. Sanghvi has also worked as the CMD of Homoeopathy World, empowering homoeopathic medical colleges and hospitals, and has been a health technopreneur conceptualizing IT solutions for holistic healthcare. He has led over 50 projects in healthcare consulting, including hospitals and medical institutions.

Dr. Sanghvi's social contributions include serving as Dean of the Faculty of Homoeopathy at Saurashtra University, Rajkot, and being an expert committee member at the National Commission of Homoeopathy, New Delhi. He has held leadership positions such as the past President of the Homoeopathic Medical Association of India, Gujarat State Branch, and Chairman & Trustee of the Health Care Foundation and Homoeo Care Foundation. Additionally, he played a pivotal role in the prevention of the COVID-19 pandemic through immunity-boosting medicine distribution in Rajkot, impacting a population of 16 lakh people.

Key achievements include organizing the All India Homoeopathic Scientific Seminar in Rajkot, with over 1,400 participants and 50,000 live telecast views, and publishing the HomoeoVision journal. Dr. Sanghvi is passionate about education, transformation, and team leadership, focusing on developing standardized education systems and strategic partnerships for growth. His dynamic career showcases his ability to innovate, inspire, and make a lasting impact in the field of Homoeopathy and healthcare.



DR SHIVANG SWAMINARAYAN

Dr Shivang Swaminarayan brings more than 3 decades of multi-disciplinary experience in healthcare with clinical, research, advocacy, regulatory, business development, Concept to cradle, Public Relations and Management aspects. He brings with him rich & diverse professional, clinical & research experience of more than 25 years. Government of Gujarat appointed him Honorary Homoeopathy Physician at Civil Hospital, Ahmedabad in the year 2002 and currently he is on Panel of Doctors of H.E. Governor of Gujarat. He was heading healthcare division of SINTEX group of Companies for 17 years & had four Homoeopathic Clinics under him apart from spearheading Novel Drug Development, Veterinary Homoeopathy Research project. He is also a known voice in Homoeopathy Industry, National & International Professionals forums and Associations and has been invited as Speaker/resource /expert on marquee forums like Arogya Bharti, CCRH, Ministry of AYUSH, State Health Department, CII, FICCI, FOHMI, HPI (Now PCIM&H), LMHI, AHML, IIHP, HMAI, IIMA, AMA, AIC-LMCP, AADAR, GHF, IVRI, Various Universities, Veterinary Homoeopathy to name a few.

His research interests are in the field of Geriatric care, Mother and Child Health, School Health, Public Health, capacity building for rural healthcare, application of homoeopathy in organic farming, apart from pioneering work in veterinary Homoeopathy.

He is interviewed on TV & All India Radio on various occasions & has co-authored book “Homoeopathic bio-efficacy & management of Animal Health” & contributed Chapter “Homoeopathy: Preferred Choice For Sustainable , Affordable, Animal Healthcare & Incremental Income” in Book “Pragmatic Ways for Atma Nirbhar Bharat” released at hands of Sarsangh chalak of RSS Shri Mohan Bhagwat Ji.

THE FUTURE OF VETERINARY CARE: EVIDENCE-BASED INSIGHTS ON HOMOEOPATHY'S POTENTIAL TO REPLACE ANTIBIOTICS IN MASTITIS AND PYREXIA

ABSTRACT

Antimicrobial resistance (AMR) is a global challenge threatening both human and animal health. In veterinary medicine, particularly in the management of mastitis and pyrexia of infective origin, the overuse of antibiotics has contributed significantly to this crisis. This presentation explores the potential of Homoeopathy as a sustainable, evidence-based alternative to antibiotics, offering insights into its efficacy and applications in livestock care.

Large-scale observational studies across Europe showed that Homoeopathy led to significant reductions in conventional medication use, such as 57% fewer antibiotics for respiratory infections and 46% fewer NSAIDs for musculoskeletal conditions, while maintaining similar patient outcomes. Similarly a survey conducted by Whole Health Agriculture (WHAg) highlighted that farmers proficient in using Homoeopathy medicine practices were able to significantly reduce their reliance on antibiotics and other conventional inputs in livestocks. This approach demonstrated success in improving livestock health while addressing AMR concerns. A comprehensive review of peer-reviewed publications from 1981 to 2014 found that 28 out of 52 trials showed a significantly higher efficacy of Homoeopathy compared to control groups. These studies demonstrated the potential of Homoeopathy to replace or prevent the use of antibiotics in livestock.

The International Association for Veterinary Homoeopathy (IAVH) has documented several studies showing the effectiveness of Homoeopathy in treating infectious diseases in livestock. These findings suggest that Homoeopathy can play a role in reducing antibiotic use and combating AMR.

European Commission has encouraged the use of homoeopathic remedies in organic farming as a preferred alternative to chemically synthesized allopathic treatments. This regulation supports the idea that Homoeopathy can effectively manage livestock health issues, reducing the need for antibiotics.

By addressing the challenges of mastitis and pyrexia, two common and impactful conditions affecting dairy livestock, the IVRI studies demonstrate the effectiveness of remedies such as Belladonna, Bryonia, Phytolacca, Arnica, Conium, Ipecac, Ferrum Phos, Aconite, Arsenic Album, Kali Mur in managing symptoms and improving animal well-being, while reducing antibiotic reliance. The findings suggest that Homoeopathy not only mitigates AMR but also offers advantages such as cost-effectiveness, eco-friendliness, and the absence of drug residues in animal products and food chain. The data available underscore the potential of Homoeopathy as a sustainable and effective approach to livestock health management.

Practical applications for farmers and policy implications are of great significance to ponder on emphasizing how Homoeopathy can be integrated into veterinary practices to align with global One Health initiatives.

Rigorous, fast track applied research and collaborative efforts to validate Homoeopathy's role in veterinary medicine is need of hour. It has potential as transformative approach to ensure sustainable livestock health and productivity while combating the AMR crisis.



DR. SURJIT SINGH MAKKER

VETERINARIAN, FORMER JOINT DIRECTOR (AH), PUNJAB

With a diverse educational background encompassing BVSc & AH, MSc in IT, MCA, and M.F.Hom. (Member Faculty of Homoeopathy Malaysia), along with certification in Direct Trainer Skills (DTS), he brings Q comprehensive skill set to the field of veterinary medicine. His professional journey has been marked by a deep dedication to veterinary Homoeopathy, spanning various realms from small to large animals, birds, and even zoo species. Serving as the former Joint Director (AH) Punjab, he has demonstrated effective leadership in public veterinary health initiatives, establishing a commendable track record in this domain. His expertise extends internationally as a Veterinary Homoeopathic Physician, Consultant, and Independent Researcher, where he has contributed significantly to advancing veterinary Homoeopathy practices. Moreover, he has augmented his veterinary acumen with advanced studies in Al in Digital Health and Imaging from the esteemed IISc Bangalore, aiming to pioneer the integration of artificial intelligence into veterinary practices. His contributions to the field are not only practical but also scholarly.

He has authored a seminal work titled “The Practical Handbook of Veterinary Homoeopathy” and presented over 28 papers at national and international conferences, thereby elevating the visibility and understanding of veterinary Homoeopathy on a global scale. In recognition of his substantial contributions, he has been honored with the prestigious “RASTRIYA GAURAV AWARD” by IIFS India, acknowledging his outstanding achievements in veterinary Homoeopathy and public service. This accolade stands as a testament to his unwavering commitment to advancing veterinary medicine and improving animal welfare through innovative approaches and research endeavors.

FROM FARM TO HERD HEALTH: THE ROLE OF VETERINARY HOMOEOPATHY IN REDUCING ANTIMICROBIAL RESISTANCE

ABSTRACT

Antimicrobial resistance (AMR) has emerged as a critical global health threat, exacerbated by indiscriminate antibiotic use in livestock. The intensification of animal agriculture and prophylactic antibiotic practices have contributed to environmental contamination, food residue concerns, and zoonotic risks. This paper explores veterinary Homoeopathy as a sustainable, evidence-informed strategy for reducing antimicrobial dependence while promoting herd health and immunity.

The study is grounded in field observations, case records, and herd-level interventions carried out in small and medium dairy farms over five years. Homoeopathic protocols were integrated into routine herd health management with a focus on preventive and therapeutic strategies for common ailments such as mastitis, calf diarrhea, respiratory illnesses, and metabolic disorders. Remedies such as Phytolacca decandra, Belladonna, Silicea, Calcarea carbonica, and nosodes like Mastitis-bacillinum were administered based on totality of symptoms, temperament, and miasmatic background. Case examples include a 30-cow dairy herd in Punjab where clinical mastitis cases reduced from 18% to 4% within 9 months of introducing Homoeopathic protocols alongside improved milking hygiene and diet. In another instance, a goat farm practicing preventive Homoeopathy with Arsenicum album and Carbo vegetabilis reported 70% lower incidence of post-parturient infections over two kidding seasons.

Outcome metrics included clinical recovery rates, recurrence, antibiotic usage logs, somatic cell counts, and farmers' satisfaction. Across farms, there was a statistically significant decline in antibiotic prescriptions, up to 60% in some units. Importantly, no withdrawal periods were required, and no drug residues were detected in milk samples post-treatment. The cost-effectiveness and ease of administration further reinforced adoption among smallholders.

This research presents a rational and integrative approach to veterinary practice, aligning with One Health principles. It demonstrates that Homoeopathy—when practiced with sound clinical judgment—can play a pivotal role in enhancing innate immunity, reducing pathogen load, and minimizing reliance on antibiotics. The findings emphasize the urgency of interdisciplinary collaboration, farmer training, and policy inclusion to incorporate holistic modalities in mainstream herd health programs to address AMR.



DR. VIKRAM S JANI
SENIOR RESEARCH SCIENTIST
AMUL DAIRY, ANAND, GUJARAT

With a diverse educational background encompassing BVSc & A.H, PGDRD, and PGCVH, along with being a Lifetime Member of IAVH, his journey in veterinary Homoeopathy has been one of passion and dedication since 2001. His relentless pursuit of excellence in this field has positioned him as a key contributor to the advancement and promotion of veterinary Homoeopathic medicine.

Over the years, he has made significant roles to veterinary Homoeopathy through extensive research and publications. He has authored more than 50 articles in local languages, making veterinary Homoeopathy more accessible to practitioners and farmers. Additionally, his work has gained international recognition, with over eight research articles published in esteemed LMHI and other scientific journals.

Recognizing his expertise and unwavering efforts, Amul Dairy has successfully established a state-of-the-art veterinary Homoeopathic medicine production plant under his guidance. This initiative marks a major milestone in integrating Homoeopathy into mainstream veterinary care, ensuring quality and efficacy in alternative treatment options for dairy animals. His mission is to bridge the gap between traditional veterinary practices and emerging Homoeopathic solutions, ensuring better animal healthcare and sustainable dairy farming to milk producers.

His accolades and achievements stand as a testament to his dedication to veterinary Homoeopathy. Through innovative research, practical applications, and widespread awareness initiatives, he continues to play a pioneering role in propagating the use of Homoeopathic medicines in veterinary practice. His vision is to expand the scope of veterinary Homoeopathy, making it an integral part of modern animal healthcare while contributing to the well-being of dairy animals and the dairy industry at large.

AMUL'S PROACTIVE STEP AGAINST ANTI-MICROBIAL RESISTANCE: HOMOEOPATHY IN VETERINARY CARE

ABSTRACT

Amul Dairy, a pioneer in the cooperative dairy sector, remains steadfast in its commitment to clean milk production while addressing the pressing issue of antimicrobial resistance (AMR). The excessive use of antibiotics in dairy animals not only results in harmful residues in milk but also contributes to the emergence of AMR in humans, posing a significant global health concern.

To tackle this challenge, Amul has successfully introduced Homoeopathic veterinary treatments, significantly reducing the dependency on antibiotics. In extensive field trials involving over 55,000 animals, Homoeopathic medicines demonstrated an impressive 84% recovery rate. Encouraged by these results, Amul has established a state-of-the-art production facility, manufacturing proven 21 formulations of Homoeopathic veterinary medicines for treatment of 26 common ailments in dairy animals. By integrating Homoeopathy into veterinary treatment, Amul aims to curb the AMR in animal husbandry. This approach aligns with the One Health principle, which underscores the interconnectedness of human, animal, and environmental health. We encourage stakeholders in the dairy industry, veterinarians, and policymakers to explore and promote Homoeopathic interventions as part of a comprehensive AMR mitigation strategy.

Amul's Homoeopathic veterinary medicines are gaining widespread acceptance, with over 15 milk unions actively utilizing them for dairy animal treatment. Several states, including Tamil Nadu, Maharashtra, Rajasthan, Punjab, Jammu & Kashmir, Kerala, UP and Madhya Pradesh, have embraced these medicines as a regular part of their veterinary healthcare protocols.

To date, over 2.5 lakh bottles of Homoeopathic veterinary medicines have been used within the Amul milk shed, with an additional 1 lakh bottles distributed outside. The positive impact is evident—reduced antibiotic usage, improved animal health, and increased satisfaction among milk producers. Dairy farmers take pride in adopting this painless, easy-to-administer, and cost-effective treatment system, reinforcing Amul's vision for a healthier and more sustainable dairy industry.

Together, let us continue to promote innovative and responsible solutions for the well-being of our animals, consumers, and the environment adopting this One Health Holistic Approach.



DR. SANJEET KUMAR

VETERINARY OFFICER, DEPARTMENT OF ANIMAL HUSBANDRY, GOVERNMENT OF NCT DELHI

Dr. Sanjeet Kumar is a seasoned veterinary professional with expertise in animal pathology, diagnostics, and disease control. His extensive experience in research, administration, and clinical practice (both large and small animals) has contributed significantly to veterinary sector at field, Laboratory and National levels.

Currently, he is serving as a Veterinary Officer in the Department of Animal Husbandry, Government of NCT Delhi since 2008. From 2015 to 2016, he gained experience as an Assistant Commissioner (Trade) in the Department of Animal Husbandry, Dairying & Fisheries, Government of India. He also held the position of In-charge of the Disease Diagnostic Laboratory in Palam, New Delhi, from 2012 to 2014 and served as a Veterinary Officer in the Department of Animal Husbandry, Government of Rajasthan from 1997 to 2008. He holds an M.V.Sc. in Veterinary Pathology from CCS HAU Hisar (1997) and a B.V.Sc. & A.H. from the same institution (1995). Additionally, he earned a Diploma in French Studies (DELF) A1 & A2 in 2019 and a Post Graduate Certification in Veterinary Homoeopathy from KVASU, Kerala, in 2016.

His research includes a thesis on the Pathogenesis and Pathology of Hydropericardium Syndrome in Broiler Chicks, as well as published work in the Indian Veterinary Journal, Indian Journal of Animal Sciences, Indian Journal of Poultry Science, and Haryana Veterinarian. His professional training includes specialized courses in Wildlife & Poultry from Delhi Zoo and Ajmer Poultry Training Institute, as well as Small Animal Practice & Surgery from TANUVAS, Chennai. He also received training in Frozen Semen Technology from Sabarmati Ashram Gaushala, Gujarat. He has attended workshops on Advanced Veterinary Practices such as Avian Influenza Preparedness, Canine Dermatology & Surgery, Bovine Mastitis, and Diagnostic Techniques at RDDL Jalandhar, along with workshops on Animal Birth Control and Homoeopathy. He has participated in several national and international conferences, including the World Small Animal Veterinary Association (WSAVA) Congress in Bangkok (2003) and various national symposiums and seminars on topics such as Avian Influenza, Animal Reproduction, Veterinary Homoeopathy, and Disease Diagnosis. Furthermore, he has completed the FAO UN Surveillance Training for Highly Pathogenic Avian Influenza.

"HOMOEOPATHY IN VETERINARY MEDICINE: A SUSTAINABLE APPROACH TO COMBAT ANTIMICROBIAL RESISTANCE IN LIVESTOCK DISEASES."

ABSTRACT

Antimicrobial resistance (AMR) is a growing global concern, necessitating alternative therapeutic strategies in veterinary medicine. The overuse and misuse of antibiotics and anti-helminthics in livestock and Poultry have contributed significantly to the emergence of resistant bacterial strains, threatening public health, food security, and animal welfare. Homoeopathy, a holistic and alternative medical approach, has gained attention for its potential role in mitigating AMR by reducing reliance on conventional antimicrobials in Veterinary medicine. Homoeopathic remedies, derived from natural substances, are believed to stimulate the body's self-healing mechanisms without exerting selective pressure on microbial populations, thereby reducing the risk of AMR. This review explores the application of Homoeopathy in managing common infectious diseases in livestock, with a special focus on Mastitis, Metritis, Diarrhoea, Heat stroke and Viral Diseases. Evidence suggests that homoeopathic remedies such as Belladonna, Phytolacca, Arsenicum album, and Nux vomica exhibit immune-modulatory and anti-inflammatory properties, contributing to disease prevention and recovery. In mastitis, Homoeopathy has shown promise in reducing somatic cell counts and improving udder health. Metritis cases treated with homoeopathic formulations demonstrate faster uterine involution and recovery. Homoeopathy is also explored as an alternative approach for managing diarrhoea in calves, reducing the severity and duration of symptoms. Furthermore, the use of homoeopathic remedies in viral diseases, such as foot-and-mouth disease and bovine respiratory infections, highlights their potential in enhancing immune responses and minimizing viral replication. Homoeopathy can be of vital importance in prevention of disease outbreaks. While anecdotal and some experimental studies suggest positive outcomes, challenges such as the lack of standardized protocols, limited large-scale clinical trials, and skepticism within the scientific community remain. Further research is essential to establish clinical effectiveness, safety, and mechanistic understanding of Homoeopathy in veterinary practice. Integrating Homoeopathy as a complementary approach alongside responsible antibiotic stewardship may offer a sustainable strategy to mitigate AMR and enhance animal welfare in modern veterinary medicine.



DR. RITIKA HASSIJA NARULA

RESEARCH OFFICER (H) / SCIENTIST 2, CCRH

Currently serving as a Research Officer (H)/Scientist-2 at Central Council for Research in Homoeopathy (CCRH), Dr. Narula has over 18 years of professional experience including 14 years dedicated to homoeopathic research and development. After completing her BHMS and MD in Homoeopathy, Dr. Narula has built an impressive career combining scientific rigor with practical applications. Her academic portfolio also includes a PG Certificate Course in Cardiology, a Diploma in Naturopathy and Yoga, a P.G. Diploma in Hospital & Health Care Management and completed A1 Level Exam in the German language. At CCRH, she oversees Fundamental and Collaborative projects, as well as Clinical Research and many Drug Standardization projects. She has spearheaded collaborations with prestigious institutions like IITs, ICMR-NIRT, DU, ANGRAU, DUVASU, and IVRI. Her research spans Agro-homoeopathy to cancer, including a patented process for potentizing homoeopathic medicines and a pending patent for a MEMS sensor device. She presented her computational modeling research on plant-based homoeopathic remedies for cancer at the 2025 International Conference on Advances in Proteomics Technology (IIT Bombay) and spoke on antimicrobial resistance at the 2024 Global South Conference. Dr. Narula's work during the COVID-19 pandemic deserves special mention. She served on the Screening Committee for COVID-19 Proposals, evaluating over 850 research proposals, and led studies on developing homoeopathic nosodes for COVID-19 and a prophylactic cohort study on Arsenic album in Maharashtra Police personnel. Her research has resulted in significant publications in peer-reviewed journals. Beyond research, Dr. Narula has shown exceptional leadership in fostering international collaborations, notably establishing partnerships with the Scientific Society for Homoeopathy (WissHom), Germany. She serves as a Convenor for the Bureau of Indian Standards Panel on Process of Potentization. She has been awarded with Hans walz scholarship by Robert Bosch Foundation, Germany. She has also been awarded with Hahnemann award and felicitated by Board of Homoeopathic System of Medicine for excelling in the field of Practice of Medicine.

UNVEILING THE ROLE OF HOMOEOPATHY IN ALLEVIATING GLOBAL ANTIMICROBIAL RESISTANCE MENACE

ABSTRACT

Background: Antimicrobial resistance (AMR) is a critical global health challenge, driven by excessive antibiotic use in human and animal health. With increasing resistance rates, alternative and complementary therapeutic approaches are being explored. Homoeopathy has gained attention for its potential role in managing infections while reducing antibiotic dependence.

Objective: This review aims to assess the potential role of Homoeopathy in mitigating antimicrobial resistance (AMR) by examining its existing evidence both as a standalone and as an adjuvant in the treatment of infectious diseases.

Methods: A comprehensive literature review was conducted using PubMed, Google Scholar, BASE, and Science.gov, focusing on terms such as "antimicrobial resistance," "homoeopathy," and "multi-drug-resistant infections." The review search included RCTs, observational studies, and retrospective analyses assessing the role of homoeopathy in managing bacterial and viral infections, clinical outcomes, and its potential in reducing antibiotic dependence and addressing AMR.

Results: The review identified multiple clinical and pre-clinical studies demonstrating the efficacy of Homoeopathy in the management of infections commonly associated with high antibiotic use, including upper respiratory tract infections (URTIs), urinary tract infections (UTIs), and gastrointestinal infections. Evidence supports the effectiveness of Homoeopathy both as a standalone intervention and as an adjunct to conventional treatment. Notable finding suggests potential role of Homoeopathy in reducing antibiotic use, lowering recurrence rates, and exhibiting immunomodulatory effects, indicating its supportive role in AMR mitigation strategies.

Conclusion: Integration of AYUSH systems in our NAP-AMR provides a robust platform for the road ahead in treating this menace of AMR by adopting evidence-informed, integrative, and interdisciplinary strategies. Homoeopathy, as a component of AYUSH, holds promise in infection prevention and symptomatic management, thereby contributing to antimicrobial stewardship efforts. A rigorous scientific evaluation of AYUSH modalities and their inclusion in national AMR frameworks can support a more resilient and sustainable healthcare paradigm.

11th April 2025

11:30AM-1.30PM

Scientific Session IV

Exploring Research Insights from Homoeopathic Academia

Chairperson:

- Dr. CB Nayak, Chairman, SCFR, CCRH & former Director General CCRH

Co-Chairperson:

- Dr. Purav Desai, Jawaharlal Nehru Homoeopathic Medical College

Speakers:

- Dr. Hitesh Purohit, Director Educational services and Principal, Smt Malini Kishore Sanghavi homoeopathic medical college, Karjan.
- Dr. Vipul Shastri, Principal, Vidhyadeep Homoeopathic medical college & research centre & I/C Provost (Vice Chancellor) of Vidhyadeep University.
- Dr. Dharmendra B. Sharma, Principal, Dr DY Patil, Homoeopathic Medical College and Research Centre, Pune.
- Dr. Shubhamoy Ghosh, Professor & HOD, Department of Pathology, DN De Homoeopathic Medical College & Hospital
- Dr. S. Sandhya, Professor, Department of Community Medicine, Venkateswara Homoeopathic Medical College and Hospital, Porur, Chennai, Tamilnadu
- Dr. Anupriya Chaudhary, Research Officer (H)/ Scientist 2, CCRH, New Delhi

Convenor:

- Dr. Anupriya Chaudhary,, Research Officer (H)/ Scientist 2, CCRH, New Delhi

Co-convenor:

- Dr. Papiya Chanda, Research Officer (H)/ Scientist-1, RRIH, Agartala

Rapporteur:

- Dr. Aashima Khullar, Senior Research Fellow (H), CCRH, New Delhi
- Dr. Sana Shahid, Senior Research Fellow (H), CCRH, New Delhi



PROF. (DR.) CHATURBHUJA NAYAK

Prof. (Dr.) Chaturbhuja Nayak has professional experience of 49 years, teaching experience of 41 years, research experience of 30 years and administrative experience of 26 years. He got 'Best Teacher Award & Certificate of Merit' from the Ministry of Ayush, Govt. of India; Lifetime Achievement Award from Govt. of Odisha & AIIMS, Delhi; Scroll of Honour from Liga Medicorum Homoeopathica Internationalis; Excellence Award from Indian Institute of Homoeopathic Physicians; Homoeo Rattan Award from Board of Homoeopathic System of Medicine, Delhi. He was Honorary Physician to Hon'ble Governor of Odisha; received commendations from Secretary, Department of Ayush, Ministry of Health & Family Welfare, Govt. of India; Chief Secretary & Health Secretary, Govt. of Odisha. He received these Titles, Commendations & Awards, in recognition to his contributions in the domains of education, research, publications & practice in Homoeopathy. Presently, Prof. Nayak is the Chairman of Special Committee on Fundamental Research, CCRH; member of Governing Body & Executive Committee of CCRH; Emeritus Professor of Vinayaka Mission's Research Foundation, Salem, Tamil Nadu; Emeritus Practice, DY Patil Homoeopathic Medical College, Hospital & Research Center, Pune, Maharashtra; Visiting Faculty of Vinayaka Mission's Homoeopathic Medical College & Hospital, Salem & Dr. Abhin Chandra Homoeopathic Medical College & Hospital, Bhubaneswar, Odisha.

He has published two books as an author; one as compiler. He has served as the Chief Editor, Editor, Expert Committee Member, Contributor, Chief Coordinator, Coordinator, and Supervisor of 51 books. He has published over 100 articles in peer-reviewed journals and more than 230 articles in other journals, magazines, and newspapers. He has made more than 100 presentations in national seminars, ROTPs, conferences, and CME programs, along with 10 presentations at international events.

He was Director General of Central Council for Research in Homoeopathy (CCRH), under Ministry of Ayush., Govt. of India: President of Homoeopathy University, Jaipur, Rajasthan; Principal-cum-Superintendent of Dr. Abhin Chandra Homoeopathic Medical College & Hospital, Bhubaneswar; Chairman of Homoeopathic Pharmacopeia Committee & its member; member of Scientific Advisory Committee & Special Committee on Clinical Research of CCRH; member of International Scientific Committee on Homoeopathic Investigations; member of Central Council of Homoeopathy & member of its Education Committee & PG Education Committee; member of Governing Body, National Institute of Homoeopathy, Kolkata; Director-Professor of Bakson Homoeopathic Medical College & Hospital, Greater Noida; PG Director, SK Homoeopathic Medical College, Beed, Maharashtra; Chairman, Scientific Advisory Committee, Regional Research Institute of Homoeopathy, Puri, Odisha and Supervisor of PG & PhD courses in Homoeopathy, under different Universities.



PROF. (DR.) POORAV DESAI

PRINCIPAL AND HOSPITAL SUPERINTENDENT, JAWAHARLAL NEHRU HOMOEOPATHIC MEDICAL COLLEGE

Dr. Poorav Desai is a highly qualified and experienced academician and administrator in the field of Homoeopathy, actively contributing at the national, state, and university levels. Since July 2015, he has been serving as the Dean, Faculty of Homoeopathy, Parul University, and has previously held the esteemed position of Dean, Faculty of Homoeopathy, Saurashtra University. Additionally, he serves as the Principal and Professor in the Department of Anatomy at Jawaharlal Nehru Homoeopathic Medical College, a constituent college of Parul University. He is also a Member of the Board of Governance (BOG) and other academic and administrative bodies of Parul University. Dr. Desai is an Empanelled Assessor for the National Assessment and Accreditation Council (NAAC) and the National Accreditation Board for Hospitals & Healthcare Providers (NABH) for AYUSH hospitals. His association with the Homoeopathic Medical Association of India (HMAI) is longstanding and impactful. He currently holds the position of Vice President, HMAI Gujarat State Branch. Previously, he served as Secretary of HMAI, Vadodara Unit (2004–2008), during which time the unit received the prestigious "Best Scientific Unit of India" award. He later served as President of HMAI, Vadodara Unit (2010–2012). Dr. Desai has successfully organized numerous prominent academic and professional events, serving as the Organizing Secretary for National Seminars on Homoeopathy, International Conclaves and conferences, the All India Postgraduate Homoeopathic Seminar (AIPGHS 2024), and various other mega activities. His expertise in event management and academic planning has significantly contributed to the growth and visibility of homoeopathic education and research. He is deeply committed to community health services and has been actively involved in organizing and participating in various Homoeopathic Medical Camps in collaboration with charitable trusts and organizations such as HMAI, Rotary Club, Lions Club, Giants, Jaycees, among others. His efforts in promoting homoeopathic awareness and healthcare outreach have earned him numerous accolades from National, State and Local authorities. A distinguished scholar, he has actively participated in national and international conferences, published articles in reputed homoeopathic journals, and has delivered Continuing Medical Education (CME) sessions at platforms like HMAI, Ministry of AYUSH and SPIPA. His contributions to academia, research, and healthcare advocacy continue to shape the future of homoeopathic education and practice in India.



DR. HITESH PUROHIT
MEMBER, NCH

STUDYING THE IMPACT OF CASE-BASED LEARNING METHOD USING DIGITAL MEDIA (WHATSAPP) IN IMPROVING UNDERSTANDING OF INFLAMMATION CHAPTER IN PATHOLOGY AMONG UNDERGRADUATE STUDENTS OF HOMOEOPATHY.

ABSTRACT

Background: Understanding complex subjects like pathology is crucial for undergraduate Homoeopathy students, as it forms the foundation for clinical decision-making. Traditional didactic lectures (DL) are often passive and less engaging, prompting the need for innovative educational strategies. Case-Based Learning (CBL) is an interactive, student-centered approach that enhances problem-solving skills and clinical reasoning. With the increasing digitalization of education, integrating CBL with digital platforms such as WhatsApp presents an opportunity to enhance student engagement and comprehension. This study aims to assess the effectiveness of WhatsApp-based CBL in improving students' understanding of pathology, specifically the inflammation chapter, and to compare its impact with the traditional DL method. **Materials and Methods:** The study was conducted on 33 second-year BHMS students, where each participant acted as a self-control. It was executed in four phases: Phase I: Development of case materials and instructional modules, Phase II: Teaching of the topic using traditional didactic lectures, followed by an MCQ test to establish baseline scores, Phase III: Circulation of study materials via WhatsApp, facilitating discussions, peer interactions, and case-based discussions in the classroom. A post-discussion MCQ test was conducted to assess learning improvement, Phase IV: Evaluation of students' learning attitudes through structured feedback. Four modules covering Inflammation, Urinary Tract Infection, Pneumonia, and Liver Cirrhosis were implemented. **Results**: The findings demonstrated a significant improvement in students' understanding and retention of pathology concepts through the CBL method using WhatsApp. The CBL post-test MCQ scores (mean rank = 41.26) were statistically significantly higher than DL post-test scores (mean rank = 21.74), $U = 178$, $z = -4.270$, $p < .0001$. The learning attitude scores for CBL (mean rank = 37.18) were also significantly higher than DL scores (mean rank = 25.82), $U = 304$, $z = -2.992$, $p = .013$. **Conclusion**: The study concludes that WhatsApp-based CBL is an effective learning tool, significantly enhancing students' comprehension and engagement compared to traditional DL methods. CBL facilitated better knowledge retention in the short term and improved students' learning attitudes. However, the study did not assess long-term knowledge retention, which could be explored in future research. The integration of digital platforms into medical education proves to be a promising approach to enhancing learning outcomes in Homoeopathy.



DR. VIPUL SHASTRI

Dr. Shastri Vipul Rajendrabhai is an esteemed academician, researcher, and administrator in the field of Homoeopathy. With over 28 years of experience, he has made significant contributions to medical education, healthcare and research. Currently serving as Principal of Vidhyadeep Homoeopathic Medical College & Research Centre (VHMC & RC) and I/c Provost (Vice-Chancellor) of Vidhyadeep University, he has been instrumental in shaping academic policies, research initiatives, and institutional growth. His leadership extends to multiple key positions, including Chairperson of the Board of Research & Development, Internal Quality Assurance Cell (IQAC), Constituten and legal committee and Academic Council at Vidhyadeep University. Dr. Shastri holds a DHMS (1995), MD in Homoeopathy (2008), and Ph.D. (2022) from reputed institutions. His research focuses on evidence-based homoeopathy, contributing to PubMed-indexed publications and international conferences. He has done work in research with CCRH during Covid 19. Right now his institute is selected for research in Menstrual hygiene by CCRH. Under his leadership total 8 projects in homoepathy by Student Start up and Innovation Programme by Govt. Of Gujarat in Vidhyadeep University has been selelcted. Has been resource person for the topics like research, evidence base work, relation between pathology and homoeopathy etc. He has organized National level and international level conferences.

In leadership roles, he has served as Dean, Faculty of Homoeopathy at Veer Narmad South Gujarat University for two terms and continues as Dean at Vidhyadeep University. His contributions to rural healthcare through Unnat Bharat Abhiyan, NSS, and health camps have improved healthcare accessibility in underserved areas.

SCRUTINIZATION OF HOMOEOPATHIC METHOTREXATE 12C AND 30C DILUTIONS: NANOPARTICLE CHARACTERIZATION, SAFETY, AND ANTI-PSORIATIC POTENTIAL IN A PRECLINICAL MODEL

Dr. Piyush Gujarathi, Dr. Vipul Shastri, Pranjal P. Gujarathi

ABSTRACT

Introduction: Psoriasis is a chronic autoimmune skin disorder characterized by recurrent scaly patches, requiring long-term treatment. Conventional therapies, including topical formulations and biologics, often lead to high costs, severe side effects, and disease rebound, impacting patient compliance. The rebound phenomenon observed in conventional treatments aligns with the Homoeopathic principle of similitude, suggesting a potential therapeutic role for Homoeopathic dilutions. This study investigates the anti-psoriatic effects of Methotrexate (MTX) 12c and 30c Homoeopathic dilutions.

Objectives: This study aims to characterize nanoparticles and evaluate the toxicity of MTX 12c and 30c dilutions while assessing their anti-psoriatic potential in a preclinical model.

Methodology: MTX 12c and 30c dilutions were prepared using trituration and potentization per the Homoeopathic Pharmacopeia of India. Nanoparticle characterization was performed using XRD, zeta potential, particle size, and DSC techniques. Toxicity assessments followed OECD 407 and 423 guidelines. The anti-psoriatic effects of MTX-12C, MTX-30C, Sulph-12C, and Sulph-30C were evaluated in a Swiss albino mouse model of imiquimod (IMQ)-induced psoriasis. Mice received oral treatments for 15 days, with assessments including body weight, Psoriasis Area and Severity Index (PASI), plasma inflammatory cytokines (IL-17A, IL-22,
TNF-alpha), NF-κB p65 expression in skin tissue, and histopathological analysis. Results:
Nanoparticle analysis confirmed the presence of colloidal particles in high dilutions. XRD data suggested improved MTX solubility due to trituration and potentization, with a transition from crystalline to amorphous form. Acute and repeated dose toxicity studies showed no mortality at 2000µl/kg, indicating an oral LD50 above this dose. Repeated administration at 200µl/kg was safe, with no organ-specific toxicity. MTX-12C and MTX-30C treatment groups exhibited significant body weight increases and reductions in PASI scores, plasma cytokine levels, and NF-κB p65 expression. Histopathological analysis showed normal skin architecture in the treatment groups, while the control group displayed epidermal hyperplasia and inflammation.

Conclusion: Ultra-high diluted MTX 12c and 30c were safe at 200µl/kg/day, with confirmed nanoparticle presence and structural modifications. These dilutions effectively reduced psoriatic inflammation, PASI scores, and molecular biomarkers, suggesting their therapeutic potential in psoriasis management.



DR. D.B. SHARMA

Dr. Dharmendra B. Sharma is the Principal of Dr. D.Y. Patil Homoeopathic Medical College and Research Centre. He is also Professor and HOD in the Department of Research methodology and Biostatistics of Dr. D.Y. Patil Homoeopathic Medical College and Research Centre. He has completed his Ph.D. in Homoeopathy in 2017 from MUHS, Nashik, he is an alumnus of Dhondumama Sathe HMC Pune from the first batch of BHMS under the Pune University. He has more than 35 years' experience in the field of Homoeopathy and has contributed immensely to the growth and development of Homoeopathic Education all over India which is evident through the accolades he has received. To name a few, he has been appointed as the Member of Core committee for drafting the Competency Based Dynamic Curriculum of BHMS by the National Commission for Homoeopathy, New Delhi. He has also been appointed as the Member of the Committee of the National Commission for Homoeopathy, New Delhi for WHO benchmarking of Homoeopathy. He is a member of the NCH, Expert Committee for finalizing the superspeciality courses in Homoeopathy. He has been awarded with the Maha AYUSH Bhushan Award by the Ministry of AYUSH in 2019 and Life Time Achievement Award for his contribution to the Homoeopathic Field by Kiran Seva Sanstha, Madhya Pradesh.

He has also been awarded the Star of Homoeopathy Award by Royal College of London, UK.

He is the recipient of the Sister Nicholas Scholarship at St. Ursula High School for standing 1st in SSC Examinations and was felicitated by the Akhil Bhartiya Vidyarthi Parishad for the same. He is practicing homoeopathy successfully at Dr Sharma's Homoeopathic Clinic in Nigdi Pradhikaran since 34 years and is senior most practitioner of Homoeopathy in the PCMC area. His vast research experience boasts of more than 35 research publications in SCOPUS Indexed journals, 26 Patents and 70 Copyrights are registered in his name. This achievement is unparalleled in the field of Homoeopathic education in the country. His sincerity in his work is evident from the fact that Dr. Dharmendra Sharma sir has not availed a single leave in his total academic career. This was also duly acknowledged by the Times of India in one of their interviews of Dr. D.B. Sharma Sir.

STEM CELL SECRETOME MODULATED BY ARSENICUM ALBUM 30C AMELIORATES LIPOPOLYSACCHARIDE-INDUCED CYTOKINE STORM IN BLOOD MONONUCLEAR CELLS IN VITRO

Parth Aphale, Avinash Sanap, Dharmendra Sharma, Avinash Kharat, Supriya Kheur, Chinmay Gawade, Indumati Somasundaram, Ramesh Bhonde

ABSTRACT

Background: The therapeutic effectiveness of mesenchymal stem cells (MSCs) and their secretome can be enhanced by means of physical, chemical and biological preconditioning. Arsenicum album 30C (AA30) has been one of the leading Homoeopathic medicines used in prophylaxis against SARS-CoV-2 infection.

Aims: This study aimed to investigate whether AA30 preconditioning could influence the growth factors and cytokine profile of the human dental pulp-derived MSC (DPDMSC) secretome. Also, to test the efficacy of the AA30-preconditioned DPD-MSC secretome in ameliorating the lipopolysaccharide (LPS)-induced cytokine storm in human peripheral blood mononuclear cells (PBMCs) as an in-vitro cellular model.

Methods: The cytotoxicity of AA30 was assessed in DPD-MSCs by 3-(4,5-dimethylthiazol2-yl)-2,5-diphenyltetrazolium bromide assay. Growth factors and cytokine levels in the AA30-preconditioned DPD-MSC secretome were analysed by fluorescence-activated cell sorting (FACS) analysis. The angiogenic potential of the AA30-preconditioned DPD-MSC secretome was assessed by chick yolk-sac membrane (YSM) assay. Culture medium with 0.001% ethanol was used as vehicle control. The efficacy of the AA30-preconditioned DPDMSC secretome in ameliorating the cytokine storm was assessed in LPS pre-treated PBMCs. The mRNA and protein expression of inflammatory markers such as IL-1β, IL-6 and IL-10 were analysed by using RT-PCR and FACS analysis respectively.

Results: AA30 did not exhibit cytotoxicity in the concentration range of 1% to 50%. Furthermore, the AA30-preconditioned DPD-MSC secretome exhibited a significant increase in the levels of angiogenic factors, such as human angiopoietin-2, EPO and PDGF-AA, and decreased levels of cytokines, such as TNF-α, CXCL-8 and IL-6. The AA30- preconditioned DPD-MSC secretome showed augmented angiogenesis compared to vehicle controls. The DPD-MSC secretome ameliorated LPS-induced mRNA and protein expression of IL-1β, IL-6 and IL-10 in PBMCs.

Conclusion: The AA30-preconditioned DPD-MSC secretome augmented angiogenesis and ameliorated the LPS-induced cytokine storm in human PBMCs in vitro. Our data demonstrate that AA30 preconditioning enhances the therapeutic potency of MSCs and their secretome.



DR. SHUBHAMOY GHOSH:

PROFESSOR AND H.O.D. OF PATHOLOGY AND MICROBIOLOGY, D.N.DE HOMOEOPATHIC MEDICAL COLLEGE AND HOSPITAL, KOLKATA

Prof. Dr. Shubhamoy Ghosh is a distinguished figure in the field of homoeopathy, renowned for his extensive contributions to academia, research, and clinical practice. With two decades of teaching excellence at Mahesh Bhattacharyya Homoeopathic Medical College and Hospital and the last four years dedicated to D.N.De Homoeopathic Medical College and Hospital, he embodies a rich tapestry of experience and commitment to education and currently dedicated as a Professor and Head in the Department of Pathology and Microbiology at that prominent institution under the Government of West Bengal. He is a PG and PhD guide and adjudicator under the West Bengal University of Health Sciences. Dr. Ghosh is the Vice Chairperson of the Expert Committee of the Department of Science and Technology and Biotechnology (West Bengal) focusing on AYUSH and medicinal plants and serves as Associate Editor for the Homoeopathic Link journal. He has been involved as a principal investigator and co- investigator in various funded projects, including those from DST WB and EMR AYUSH, and has published over 60 research papers in various peer-reviewed journals. Recently two research paper published in Springer Nature. Prof. Dr. Ghosh is a life member of the Indian Science Congress and has presented numerous research papers at national and international conferences. He received the Outstanding Poster Award at the LMHI Conference 2022 and serves as a mentor for a peer-reviewed journal certified by Publons Academy. He is a reviewer for various prestigious journals and is on the editorial board of the Mintage Journal of Pharmaceutical & Medical Sciences as well as the scientific committee of the International Journal of Homoeopathic Sciences. He has received updated training in Good Clinical Practice (GCP) for clinical research. He has authored a book titled Accessory Circumstances with References to Diabetes Mellitus Type 2 and contributed a chapter [Allergic (Atopic) Diseases: New Developments in Diagnosis and Therapy] to the book Aerobiology, Allergy, and Immunotherapy. Additionally, he is an examiner and moderator for several Indian universities, a member of the Institutional Ethical Committee at Mahesh Bhattacharyya Homoeopathic Medical College, and former member of Scientific Advisory Committee of the CCRH under the Ministry of AYUSH, as well as the Member of Expert, Research Committee of the National Commission of Homoeopathy.

INNOVATIONS IN DENTISTRY RESEARCH OF HOMOEOPATHY IN TRANSFORMING ORAL CARE INTEGRATIVE AND PRECISION

ABSTRACT

The practice of treating dental ailments is not just limited to a dentist but includes homoeopathic and other medical specialities that are having success in treating dental conditions. According to Eames and Darby, Homoeopathy may be used in the daily practice of dentists as an adjuvant to conventional treatment. Homoeopathic medications are useful in various treatments that include minor acute ailments through complex chronic pathologies. Atypical facial pain, burning mouth syndrome, postoperative osteitis, and anxiety in the face of dental treatment are some of the difficult-to-treat conditions that have obtained results with Homoeopathic treatment. Moreover, it has been shown to be effective for recurrent infections and chronic conditions, in which traditional treatment failed, or was contraindicated. However, the research evidence base in dental Homoeopathy, though miniscule, is gradually increasing. The treatment of dental diseases has been a significant point of interest for homoeopaths. The dental chapters of repertories have a multitude of rubrics and a myriad of remedies purporting to cure dental ailments. Several Homoeopathic medicines are commonly used to treat dental diseases. For abscesses at the roots of teeth, remedies such as Hepar sulph, Hecla lava, Mercury, and Silicea are often recommended. In cases of dental caries or decayed teeth, Fluoric acid, Kreosotum, Mercury, Mezerium, Plumbum, Silicea, and Staphysagria may be beneficial. Difficult dentition can be managed with Calcarea carb, Calcarea phos, Chamomilla, Kreosotum, Podophyllum, and Silicea. For toothache relief, Belladonna, Chamomilla, Coffea cruda, Hepar sulph, Mercury, Staphysagria, and Sulphur are frequently prescribed. Recent advancements in integrative and precision dentistry have explored the potential of Homoeopathy as a complementary approach to conventional oral care. Studies suggest that ultra-diluted Homoeopathic preparations, such as Mercurius solubilis, Arnica montana, and Calendula officinalis, exhibit anti-inflammatory, immunomodulatory, and tissue-healing properties, potentially mediated through epigenetic regulation and cytokine modulation. A pilot study by RT Mathie and S Farrer suggests that controlled research is warranted for Homoeopathic treatment of pericoronitis, periodontal abscess, infections, reversible pulpitis, sensitive cementum, and toothache with decay. A study by Ghosh et al. on dental Homoeopathic practice in a West Bengal government hospital successfully piloted large-scale data collection and identified promising research areas. Strongly positive outcomes in acute and chronic conditions warrant controlled research in chronic periodontitis, toothache with decay, reversible pulpitis, sensitive cementum, gingivitis, acute periodontal abscess, and post-surgical pain. Taísa Gomes Amaral et al. found a scarcity of high-quality studies on Homoeopathy in dentistry. While clinical trials showed positive effects, qualitative flaws, especially in double-blinding, were noted. Further research aligning Homoeopathic principles with scientific protocols is needed. A randomized, double-blind, placebo-controlled clinical trial (under publication) on the efficacy of individualized Homoeopathic treatment for uncomplicated odontogenic infections found a significant therapeutic effect in reducing pain and swelling. However, larger multicentric trials with robust methodology are needed to confirm these findings. A recent double-blind, randomized, placebo-controlled trial (Under publication), supported by molecular docking, found that Cheiranthus cheiri 30cH significantly reduced pain, swelling, and trismus in pericoronitis faster than a placebo. Larger trials are needed for further validation. However, further randomized controlled trials (RCTs) and mechanistic studies are needed to establish standardized protocols and biological plausibility. Key words: Dental ailments, Homoeopathic medicines, Repertories, Homoeopathy in dentistry, molecular docking, RCTs, Placebo-controlled trial.



DR. S. SANDHYA
PROFESSOR & HEAD, PH.D. SCHOLAR, DEPARTMENT OF COMMUNITY MEDICINE,
VENKATESWARA HOMOEOPATHIC MEDICAL COLLEGE AND HOSPITAL, CHENNAI

Dr. Sandhya Kalidas is a seasoned academician, researcher, and clinician in the field of Homoeopathy with over two decades of experience. She currently serves as a Professor of Community Medicine at Venkateswara Homoeopathic Medical College and Hospital, Chennai. Her academic journey began with an M.Sc. in Chemistry, followed by a BHMS, an MD in Homoeopathic Pediatrics, and an M.Sc. in Clinical Psychology. She is presently pursuing her Ph.D. in Homoeopathy at Parul University, Vadodara. Dr. Sandhya's early career included work with pharmaceutical companies in India and the USA, where she recognized the need for holistic and side-effect-free treatment options, guiding her transition into homoeopathy. Over the years, she has held multiple academic and clinical positions and emerged as a key figure in reproductive health, palliative care, and interdisciplinary research. She has been the recipient of prestigious awards such as the Best Researcher Award (2024) and Best Paper Presentation Award at the All India Homoeopathic PG Seminar (2024). Her research projects span a wide array of clinical topics, including PCOS, diabetes, hypothyroidism, antenatal stress, and infertility. She is also a patent holder for a novel NANO-SENSOR device for plant pathogen detection. Dr. Sandhya's professional affiliations include roles as Chief Consultant in Homoeopathy (Obstetrics & Gynaecology), member of Chennai Palliative Care (NAPCAIM), Indian Red Cross, and several academic and health advisory boards. She has authored numerous articles in national and international journals and contributed to academic discourse through lectures and public awareness programs. Her commitment to education, research, and compassionate patient care defines her contributions to homoeopathy and community medicine. With a strong interdisciplinary approach and active involvement in public health initiatives, Dr. Sandhya continues to influence both academic and clinical domains of integrative medicine.

THERAPEUTIC POTENTIAL OF HOMOEOPATHIC TRIBULUS TERRESTRIS IN MALE INFERTILITY: A SYNERGISTIC ANALYSIS OF CLINICAL OUTCOMES AND IN VITRO EFFICACY

S Sandhya , and G Senthil Kumaran

ABSTRACT

Background: Male infertility is a growing concern globally, often linked to factors such as lifestyle, environmental toxins, and physiological dysfunctions. Tribulus terrestris, a plant widely used in traditional medicine, has shown promising results in improving sperm parameters. Harmonizing clinical evidence with in vitro studies remains essential to establish its therapeutic efficacy in Homoeopathy.

Objective: The study aimed to evaluate the efficacy of Homoeopathic Tribulus terrestris in improving sperm count, motility, and morphology and correlating the clinical outcomes with the invitro study of antimicrobial and antioxidant potential in various potencies like 30C, 200C, 1M and Mother Tincture (Q).

Methodology: The research employed a dual-approach methodology. Clinical data from a cohort of infertile males treated with Tribulus terrestris were analysed for improvements in sperm parameters.

Simultaneously, in-vitro studies examined its antimicrobial and antioxidant activities. Antimicrobial activity was assessed using the zone of inhibition (in mm), and antioxidant potential was evaluated through IC50 values across different potencies. Statistical tools such as paired t-tests and ANOVA were applied to validate the significance of findings ($p<0.05$), with mean differences and standard deviations calculated for clinical parameters.

Results: Clinical findings demonstrated significant improvements in sperm count (mean difference: 25.17 ± 27.08, $p<0.01$), motility (20.50 ± 11.25, $p<0.05$), and morphology (9.43 ± 22.48, $p<0.05$). In-vitro antimicrobial studies revealed zones of inhibition ranging from 12.5 mm to 18.7 mm, with Q showing the highest activity. Antioxidant assays recorded IC50 values of 75.4 µg/mL for Q, 110.2 µg/mL for 30C, 125.6 µg/mL for 200C, and 140.8 µg/mL for 1M, demonstrating antioxidant potential.

Conclusion: Homoeopathic Tribulus terrestris effectively improves sperm morphology, motility, and count, while exhibiting significant antimicrobial and antioxidant properties in in vitro studies. The findings highlight its therapeutic potential as a complementary treatment for male infertility, warranting further investigation on a larger scale.



DR. ANUPRIYA CHAUDHARY
RESEARCH OFFICER (H)/SCIENTIST II

Dr Anupriya is a young and dynamic scientist presently working as a Research Officer (Homoeopathy)/Scientist II in Central Council for Research in Homoeopathy, New Delhi.
After obtaining a Gold Medal in her graduation from Nehru Homoeopathic Medical College, Delhi University and completing her MD in Homoeopathy she gained further insight into the working of a health care organization by pursuing a PG Diploma in Hospital Administration. After being a clinician for some years, she started pursuing a career in research owing to her scientific bent of mind and interest in the field. Since her joining CCRH in 2014, she has been an active contributor to many clinical research projects especially pertaining to lifestyle diseases; Integrated Homoeopathy NPCDCS Programme, COVID 19 and various publications of the Council. Currently her work spans from 'National Collaborations with homoeopathic medical colleges' under the Council's initiative of Linking research with education; International collaborative clinical research projects with Israel & Argentina. She is also implementing public health programs of CCRH namely Homoeopathy for School Health and Menstrual Health Program for adolescent school-going girls. She is also contributing as Associate Editor of Indian Journal of Research in Homoeopathy. Within this short span in the Council she has played a significant role in organizing many scientific conventions- national & international; training programs; authored peer reviewed articles/popular writings and presented talks at international and national platforms etc. She has authored the first ever largest prophylactic data collection study from India during the COVID-19 pandemic and has been an invited keynote speaker at the Homoeopathy Research Institute Conference 2022 for the international collaborative work on neonates. To her credit she also has the honor of representing the country at International Day of Yoga celebrations 2017 at Ghana, Africa as Homoeopathy expert from India where she supported the spread of Homoeopathy across the globe and sensitized the academicians, medical experts and general public about AYUSH systems in India.

FOSTERING RESEARCH IN HOMOEOPATHIC MEDICAL COLLEGES: A POTENTIAL CATALYST FOR STRENGTHENING SCIENTIFIC EVIDENCE BASE.

ABSTRACT

Homoeopathic medical colleges serve as a vast repository of clinical data and expertise and can play a pivotal role in advancing the global landscape of Homoeopathy. These institutions bear a significant responsibility alongside other research organizations in contributing to the growing body of scientific evidence that supports homoeopathic practice. An assessment from recent years indicates an increasing awareness and involvement in research from these educational institutions, reflecting a positive shift in their contribution to scientific discourse. However, there remains substantial potential for further enhancement in this regard. To give a directional push, efforts are being made by regulatory authorities of homoeopathic education and research to foster a research-driven environment within homoeopathic institutions and encourage students and faculty to engage more actively in research by instilling a research-oriented mindset. The Central Council for Research in Homoeopathy (CCRH) has been at the forefront of these efforts, particularly through its "Linking Research with Education" initiative. Under this initiative, the foremost has been the initiation of research scholarships which are being granted to undergraduate (UG) and postgraduate (PG) students, aiming to support and incentivize the high-quality research projects by them. Other initiatives include the more recent, CCRH- RISE (Research Interaction for Student Enrichment, Enhancement and Encouragement) webinar series initiated for the faculty and students of collaborating colleges which is delving deep into various important aspects of research and evidence generation through various collaborative research projects with interested homoeopathic medical colleges etc. With continued support and dedication, homoeopathic medical colleges can further strengthen their role in shaping the future of Homoeopathy and its evidence-based validation.

11th APRIL 2025

SEMINAR HALL 4 (FF)

11th April 2025

9:30AM – 11:30AM

Scientific Session III

Successful cases through individualization, holism & homoeopathy.

Chairperson:

- Prof. (Dr.) Farokh Master, Senior Educationist and Clinician

Co-Chairperson:

- Dr. Pralay Sharma, Director I/c, NIH

Speakers:

- Prof.(Dr.) Ompriya Mishra, Professor, NIH
- Dr. Chintamani Nayak, Associate Professor & Academic In-Charge,NIH
- Dr. Shishir Kumar Singh, Associate Professor, NIH
- Dr. Lokanath Behera, Associate Professor, NIH
- Dr. Gobind N. Gupta, Associate Professor, NIH
- Dr. Swapan Paul, Associate Professor, NIH
- Dr. Syed Afsar Ali, Associate Professor, NIH
- Dr. Jitendra Kumar, Associate Professor, NIH
- Prof.(Dr.) Gautam Pal, Professor, NIH

Convenor:

- Dr. Austin Jose Thomas, Dy. Med. Superintendent, NIH



DR. FAROKH MASTER
SENIOR EDUCATIONIST AND CLINICIAN

Prof.(Dr.) Farokh Master is a renowned Homoeopath with over 40 years of experience. He is known for his expertise in treating acute and chronic conditions, including neurological illnesses, cancer, and mental health concerns.

Dr. Master's journey into Homoeopathy began in 1976 when he left his studies at a conventional medical school to join Bombay Homoeopathic Medical College. He quickly excelled in his studies, graduating at the top of his class and earning the most coveted silver and gold medals. He was also honored by the then Governor of Maharashtra for his outstanding medical career.

After graduating, Dr. Master began teaching Homoeopathy at Bombay Homoeopathic Medical College and other institutions in India and abroad. He also established his own Homoeopathic practice, the Homoeopathic Health Center (HHC), which has grown to become one of the largest and most respected Homoeopathic clinics in the world.

Dr. Master is a pioneer in the field of Homoeopathy. He has developed new treatment protocols for a wide range of conditions, and his work has helped to bridge the gap between Homoeopathy and conventional medicine. He is also a prolific writer and speaker, and his books and lectures have inspired and educated Homoeopaths around the world.



PROF. (DR). OMPRIYA MISHRA
PROFESSOR AND H.O.D., NIH, KOLKATA

Bio profile: Prof. (Dr). Ompriya Mishra is working as Professor and H.O.D. in the Department of Obstetrics & Gynaecology of National Institute of Homoeopathy. Kolkata. He received her Bachelor of Homoeopathic Medicine and Surgery (BHMS) from Dr. Abhin Chandra Homoeopathic Medical College and Hospital, Utkal University, Bhubaneswar, Odish and M.D. (Hom) in Organon of Medicine in 2004 from M.D. (Hom.) from National Institute of Homoeopathy. The West Bengal University of Health Sciences (WBUHS). She is also pursuing Ph.D. under aegis of WBUHS, Kolkata. She has authored several research papers in peer-reviewed journals, contributing to the knowledge in Homoeopathic medicine. She is exposed to different administrative responsibilities from time to time. She served in different committees as chairperson in NIH, Kolkata for various activities which includes coordination & implementation of different programmes.

HOMOEOPATHY FOR HYPOTHYROIDISM ASSOCIATED WITH MENORRHAGIA – A CASE SERIES

ABSTRACT

Introduction: Hypothyroidism is a medical condition characterized by insufficient production of thyroid hormones. The relationship between the thyroid disfunction and menstrual irregularities is well documented. Hypothyroidism contributing to altered menstrual cycle and increase menstrual blood loss. Homoeopathic medicine involves using highly diluted natural substances to stimulate the body's self-regulatory mechanisms. When it comes to hypothyroidism and menorrhagia, medicines are selected based on a comprehensive assessment of the patient's physical, emotional and psychological symptoms. which is believed to enhance thyroid function, regulate menstrual cycle and reduced the severity of menorrhagia. In this regard, research is necessary to validate these findings and to establish the efficacy of homoeopathic treatments in managing these conditions.

Case summary: Here there are three cases presented suffering from hypothyroidism with menorrhagia. On proper case taking and analysis individualized homoeopathic medicine was prescribed. A proper follow-up records were maintained and medicines were changed as per the need. The treatment continued for few months. During the course of treatment, these cases had been improved – menorrhagia was corrected and a normal thyroid function restored. This case series shows the effectiveness of individualized homoeopathic medicine in the cases of hypothyroidism associated with menorrhagia.



DR. CHINTAMANI NAYAK
ASSOCIATE PROFESSOR & ACADEMIC IN-CHARGE, NIH, KOLKATA

Dr. Chintamani Nayak is working as Associate Professor in the Department of Homoeopathic Materia Medica as well as Academic In-Charge at the prestigious institute National Institute of Homoeopathy affiliated to West Bengal University of health Sciences, Kolkata.

He received his Bachelor of Homoeopathic Medicine and Surgery (BHMS) and M.D. (Hom.) in Materia Medica from Dr. Abhin Chandra Homoeopathic Medical College and Hospital, Utkal University, Bhubaneswar, Odisha. He completed his Ph.D. in Homoeopathy from JRNV University, Udaipur, Rajasthan. He is also awarded with two Fellowships like WHO Fellowship & DHR Fellowship, Govt. of India. He is also involved in preparation of Course curriculum (CBDC) and reviewing activities of NCH, New Delhi. He is a recipient of different awards to his credit also. He is also involved in different Research activities like Qualitative, Quantitative, Clinical & Fundamental.

He has to his credit paper presentations at various International and National conferences such as Liga Medicorum Homoeopathica Intemationalis (LMHI), World Homoeopathy Day (WHD) conference, etc. A regular speaker in different CMEs/Seminars of Homoeopathic fraternity, he has been well-known for his clinical case presentations.

He has co-authored 55 papers and articles published to his credit in peer reviewed journals. He acts as a reviewer in different Journals for different publishers like ELSEVIER, etc. He acted as Coordinator in different trainings for Teachers and Medical Officers. He was involved in providing nationwide teleconsultations during COVID-19.

SUCCESSFUL HOMOEOPATHIC MANAGEMENT OF A LARGE INFECTED TRICHILEMMAL CYST OF THE SCALP: A CASE REPORT

Dr. Chintamani Nayak, Dr. Nayana N.

ABSTRACT

Introduction: Trichilemmal cysts are well-defined subcutaneous lesions, predominantly found on the scalp due to their origin from hair follicle epithelium. These cysts may progressively enlarge, develop secondary infections, and, in rare cases, undergo malignant transformation. Conventional treatment typically involves surgical excision, but recurrence is possible if the cyst is incompletely removed. While Homoeopathic treatment has been documented for sebaceous cysts, limited evidence exists regarding its role in trichilemmal cyst management.

Objective: To demonstrate how individualized Homoeopathic treatment can help in the natural healing of an infected trichilemmal cyst, avoiding the need for surgery and improving the patient's overall health.

Case: A 55-year-old female presented to the NIH outpatient department with two painless scalp swellings, approximately two inches in size. The swellings initially appeared as small, painful eruptions five to six years ago, gradually enlarging and developing purulent discharge. The patient also complained of knee joint pain. Based on case analysis and repertorization, individualized Homoeopathic treatment with Calcarea carbonica 200C was prescribed. Initial improvement was observed in knee joint pain, followed by an increase in cyst size and subsequent infection. Continued Homoeopathic management led to infection resolution, cyst regression, and complete healing.

Results: The case followed a healing pattern consistent with Hering's Law of Cure. MONARCH criteria evaluation yielded a score of 11/13, suggesting a strong correlation between Homoeopathic intervention and clinical improvement. In addition to cyst resolution, the patient's overall quality of life improved.

Conclusion: This case report highlights the potential efficacy of individualized Homoeopathic treatment in managing infected trichilemmal cysts, demonstrating an alternative approach to surgical intervention. Further research and clinical studies are recommended to validate these findings and explore the broader role of Homoeopathy in dermatological and surgical conditions.



DR. SHISHIR SINGH

ASSOCIATE PROFESSOR & H.O.D, NIH, KOLKATA

Dr. Shishir Singh is working as Associate Professor and H.O.D, in the Department of Physiology & Biochemistry as well as H.O.D. in-charge of Department of Paediatrics at National Institute of Homoeopathy affiliated to West Bengal University of Health Sciences, Kolkata. He received his Bachelor of Homoeopathic Medicine and Surgery (BHMS) from State L. B. S. H. Medical College, Allahabad under Dr. B. R. A. University, Agra and M.D. (Hom.) in Homoeopathic Materia Medica from Sri Sai Nath P.G.I.H. Allahabad. He has authored around seven research papers in peer-reviewed journals, contributing to the growing body of knowledge in Homoeopathic medicine. He is exposed to different administrative domain for handling the committees as Nodal Officer as member. He has inspected different institutes in India as Inspector from time to time for grant of permission to the colleges. He was involved in the course development for paediatrics. He served in different committees as chairperson in NIH, Kolkata for various activities which includes coordination & implementation of different programmes. He also facilitated nationwide teleconsultations during COVID-19.

HOMOEOPATHY AND BEHAVIORAL DISORDERS: A GENTLE PATH TO NEURODIVERSE WELL-BEING

ABSTRACT

Introduction: Autism spectrum disorder (ASD) is a neurodevelopmental disorder characterized by deficits in social communication and the presence of restricted interests and repetitive behaviors. There have been recent concerns about increased prevalence. ASD affects critical areas of functioning, including social and occupational domains, and its impact is lifelong. Early recognition and intervention are essential to mitigate challenges, improve outcomes, and enhance the quality of life for individuals with ASD. Attention hyperactivity disorder (ADHD) is a psychiatric condition that has long been recognized as affecting children's ability to function. Individuals suffering from this disorder show patterns of developmentally inappropriate levels of inattentiveness, hyperactivity, or impulsivity. The Homoeopathic therapeutic system has been found to be very effective in controlling the behavioural and other related abnormal conditions of ASD and ADHD.

Case summary:

Case no 1: A 3 Year old male patient with Autism Spectrum Disorder visited National Institute of Homoeopathy with complaints of regression of developments and delayed development of speech, lack of eye contact, having mental generals of laughing alternate with weeping and violent anger. Physical Generals included desire for sweet and spicy with hot thermal. Family history of Hypothyroidism, Asthma and hearing difficulties. Past History of suppressed skin eruptions was seen and Intrauterine history had hypothyroidism. With the help of repertorization NATRUM MURIATICUM 0/1 was prescribed. On Subsequent follow up the patient was improved in eye contact and generals like constipation was improved. SULPHUR 200 was prescribed as intercurrent. Patient is still under treatment with improved speech and eye contact and improved generals.

Case no 2: Patient of 5 Year old came to OPD with symptoms of Attention Deficit Hyperactive Disorder consisting of hyperactivity with restlessness, using repeated words and grinding of teeth. Milestones of the child were delayed. Past History of child included Pneumonia and Diarrhoea. Mental generals included tendency of spitting and violent anger. A patient with desire for spicy and salty with aversion of sweet and fruits. Intrauterine history included hypothyroidism, hypertension, hyperlipidaemia. With the help of repertorization Belladona 0/1 was prescribed. On Subsequent follow up patient mental generals were improved with decrease in activity and restlessness.

Conclusion: Behavioural disorders are increasing in society. There is still more work to be done in this sector. Homoeopathy is the system of medicine where we focus on mind- body relationship. ASD/ADHD is a neurobehavioral disorder, where we can see the disorder of mind and body. Since Conventional treatment cause certain side effects, parents are turning towards homoeopathic mode of treatment for ADHD. Homoeopathy based on individualization and symptom totality can work in Behavioural disorders. So, there is an increasing scope for Homoeopathy especially in treating children.



DR. LOKANATH BEHERA
ASSOCIATE PROFESSOR AND H.O.D., NIH, KOLKATA

Dr. Lokanath Behera is working as Associate Professor and H.O.D. in the Department of Repertory and Case -taking of National Institute of Homoeopathy. Kolkata. He received his Bachelor of Homoeopathic Medicine and Surgery (BHMS) from Dr. Abhin Chandra Homoeopathic Medical College and Hospital, Utkal University, Bhubaneswar, Odish and M.D. (Hom) in Repertory in 2004 from the JSPS Government Homoeopathic Medical College and Hospital, Hyderabad. His academic prowess and clinical expertise are evident in his extensive publications. He has played a pivotal role as a resource person in the creation of the Competency-Based Course Curriculum (CBDC), which has been implemented by the National Commission for Homoeopathy. Beyond his academic and clinical contributions, Dr. Behera boasts a diverse professional background. He has been instrumental in implementing reservation policies and overseeing disciplinary proceedings. His administrative acumen is showcased through his roles as the Administrative Officer In-Charge, Academic In-Charge, and Assistant Public Information Officer In-Charge at the National Institute of Homoeopathy (NIH), Kolkata. Dr. Behera's extensive experience includes serving as a member of various committees and contributing to the formulation and drafting of policy matters, such as the Accreditation Framework for NAAC and Deemed-to-University status. He is also a member of the Board of Studies at the West Bengal University of Health Sciences and serves as an examiner for multiple health Universities.

SUCCESSFUL TREATMENT OF NON-DIABETIC GANGRENE

ABSTRACT

This case report details the successful treatment of non-diabetic gangrene in a 65-year-old male using Arsenicum album in ascending potencies (0/1 to 0/3). Significant improvements included cessation of discharge, pain reduction, and necrotic tissue sloughing including visual evidence. Within two months, the patient regained mobility without recurrence, demonstrating homoeopathy's potential in managing complex gangrene cases.



DR. GOBIND NARAYAN GUPTA
ASSOCIATE PROFESSOR, NIH, KOLKATA

Dr. Gobind Narayan Gupta, Associate Professor, Dept. of Organon of Medicine, Homoeopathic Philosophy, Chronic Diseases and Psychology, National Institute of Homoeopathy (NIH), Kolkata, graduated from Pratap Chandra Memorial Homoeopathic Hospital & College (University of Calcutta), and MD (Hom.) from D. N. De Homoeopathic Medical College and Hospital (The West Bengal University of Health Sciences). As a part of administrative work Dr. Gobind Narayan Gupta is Assistant Academic In-charge and Nodal Officer of Scholarship. He has worked as Homoeopathic Medical Officer, Govt. of West Bengal and faculty of Pratap Chandra Memorial Homoeopathic Hospital & College, Kolkata, West Bengal. Dr. Gobind Narayan Gupta has had a distinguished academic and professional journey in the field of homoeopathy. He has a strong expertise in both academic and clinical fields. He has 15 years of professional experience and 11 years of teaching experience and has presented many papers in seminars, published many articles in national and peer-reviewed journals. He is Assistant Editor of "Journal of Homoeopathy" published by National Institute of Homoeopathy. He has interest in research and acting as guide for various research projects by Postgraduate Trainees. He also acts as paper setter, examiner and adjudicator of different universities, acted as one of the members of PG syllabus committee for the subject of Homoeopathic Philosophy under National Commission for Homoeopathy (NCH) and also acted as Subject expert in many examinations. Dr. Gobind Narayan Gupta has successfully cleared the UPPSC, Chhattisgarh PSC, and Rajasthan PSC exams. He had involvement in facilitating nationwide teleconsultations during COVID-19, demonstrates his commitment to public health and his dedication to providing accessible healthcare during a global health crisis.

CLINICAL INSIGHTS INTO ANGIOKERATOMA OF THE SCROTUM: AN EVEDENCE BASED CASE STUDY

ABSTRACT

Angiokeratoma of the scrotum is a benign vascular lesion characterized by the proliferation of blood vessels in the dermis, often accompanied by hyperkeratosis. It typically presents as dark red to purple papules or nodules on the scrotum, primarily affecting middle-aged or older men. While the condition is usually asymptomatic, it may cause discomfort or cosmetic concern. The exact etiology remains unclear, but it is believed to be related to chronic venous stasis or hormonal changes, particularly in association with conditions like Fabry disease. Diagnosis is typically clinical, supported by histopathological examination, which shows dilated blood vessels and epidermal hyperkeratosis. Treatment is usually not required unless the lesions are symptomatic or aesthetically bothersome, with options including laser therapy, cryotherapy, or surgical excision. Although benign, angiokeratomas of the scrotum should be differentiated from other scrotal lesions, such as malignant tumors or infections, to ensure proper management.

Case: A male patient aged 38 yrs. came to the outpatient department of the National Institute of Homoeopathy on 09/05/2024 with Angiokeratoma of scrotum (pigmentation and pain) for 5 months. The pigmentation and pain in scrotum gradually started increasing the pigmentation and pain both. On examination it was firm, blackish pigmentation on scrotum. Severe scrotal pain and occasional bleeding from penis. Lycopodium clavatum in 50 millesimal potency was given from 0/1 to 0/10. Scrotal pain, pigmentation and bleeding from penis for 5 months much reduced during treatment and marked improvement of the patient occurred. The wonderful result of Homoeopathy is that if the prescribed medicine is similimum and properly repeated, it works wonderfully and quickly irrespective of the name of the disease. In this case, Lycopodium clavatum 0/1 was administered alternate day for 32 days. The potency was gradually increased up to Lycopodium clavatum 0/10 with progressive improvement in the patient.



DR. SWAPAN PAUL
ASSOCIATE PROFESSOR, NIH, KOLKATA

Dr. Swapan Paul, Associate Professor, Dept. of Homoeopathic Materia Medica, National Institute of Homoeopathy (NIH), Kolkata is the alumnus of NIH in both undergraduate and postgraduate curriculum under University of Calcutta. He has worked as Homoeopathic Medical Officer, Govt. of West Bengal and an ex-faculty of Jawaharlal Nehru Homoeopathic Medical College & Hospital, Vadodara, Gujarat. Dr. Swapan Paul has had a distinguished academic and professional journey in the field of homoeopathy. He has a strong commitment to both academic & clinical excellence and administrative leadership. He has 25 years of professional experience and 18 years of teaching experience and has presented many papers in national seminars, published many articles in national and peer-reviewed journals. As a part of administrative leadership Dr. Swapan Paul is acting as academic in-charge (PG) at NIH, Kolkata and looking after the education policies, coordinating academic activities, organizing seminars, CMEs, Orientation programme of NIH, Kolkata with utmost proficiency, sincerity and dedication. He is coordinating Pharmacovigilance activities in Homoeopathy all over India under Ministry of Ayush. He is Assistant Editor of "Journal of Homoeopathy" published by National Institute of Homoeopathy. He has interest in research and acting as guide for various research projects by Postgraduate Trainees. He also acts as paper setter, examiner and adjudicator of different universities. Dr. Swapan Paul is one of the members of Special Committee for Literary Research (SCLR) under Central Council for Research in Homoeopathy (CCRH). Additionally, he has published approximately five research papers in peer-reviewed journals as co-author. He has been awarded with Allen's Homoeo Excellence National Award – 2018, for most promising teacher, conferred by National Homoeopathic Forum of India. He has received Outstanding Poster Award from LMHI Global Colloquium 2021. Dr. Swapan Paul has acted as one of the members of PG syllabus committee for the subject of Homoeopathic Materia Medica under National Commission for Homoeopathy (NCH). He had involvement in facilitating nationwide teleconsultations during COVID-19, demonstrates his commitment to public health and his dedication to providing accessible healthcare during a global health crisis. Presently, he is pursuing with PhD (Homoeopathy) in Materia Medica at Parul University, Gujarat, to further enhance his research and academic domain.

AN INSIGHT TO EVIDENCE-BASED STUDY THROUGH A CASE OF URETHRAL CALCULUS TREATED WITH INDIVIDUALIZED HOMOEOPATHY

Dr. Swapan Paul, Dr. Sanjukta Mallick

ABSTRACT

Introduction: Urethral calculi are a rare condition accounting for 0.3-2% of all urinary tract stones. Their occurrence is almost exclusively in men, in whom the urethra is longer and more tortuous (hence predisposed to stagnation and infection). Most primary urethral calculi in the developed world contain Calcium oxalate or phosphate. In developing countries, where bladder calculi are far more common, urethral stones are predominantly composed of struvite or uric acid. Impacted urethral stones most commonly are the upper urinary tract stones migrated from the kidney or the bladder.

Case: Inability to hold the urge of urine along with involuntary urination for 3 months. Pain in right lumber region. Pain in urethra while urinating. Slow streaming of urine and sensation of stone like object palpable at the site of penile urethra. Extremely offensive urinous odour from body. According to the patient, he was apparently well 3 months before when he started feeling pain in his right lumbar region associated with inability to holding the urge of urine followed by involuntary urination. The patient looks anxious. There was profuse perspiration on his both palms and soles. Extremely offensive urinous odour from body. Homoeopathically, patient was multi-miasmatic but predominantly sycotic. CT scan report showed - Impacted urethral calculus of 11 mm x 8.4 mm), A small focal cortical calcification in the left kidney measuring approximately 6.9 mm x 6.6 mm size, Mild right hydronephrosis with mildly dilated right upper and mid ureter. According to symptom totality and after referring homoeopathic Materia medica, Silicea terra 200/4 doses was prescribed. On second visit patient presented with expelled stone. Other symptoms persisted; hence next higher potencies were prescribed according to the need for the case.

Conclusion: The case was treated on symptoms similarity and showed impressive result with expulsion of calculi. Patient is doing well with successive follow-ups without further episodes of pain or tenderness. Series of observations and follow-up is required to know if there is any recurrency. MONARCH criteria score was 9/13, which indicates that the positive outcome occurred in this case is due to homoeopathic medicine.



DR. SYED AFSAR ALI
ASSOCIATE PROFESSOR, NIH, KOLKATA

Dr. Syed Afsar Ali is working as Associate Professor in the Department of Organon of Medicine at National Institute of Homoeopathy affiliated to West Bengal University of Health Sciences, Kolkata. He received his Bachelor of Homoeopathic Medicine and Surgery (BHMS) from Mahesh Bhattacharya Homoeopathic Medical College and Hospital, Calcutta University (C.U.) in 2002 and M.D. (Hom.) from National Institute of Homoeopathy under The West Bengal University of Health Sciences (WBUHS) in the year 2009.. He has served as the co-investigator for the project titled "Incidence of Influenza-Like-Illness (ILI) in Persons administered Arsenic album 30 as Homoeopathic Immune Booster during COVID-19 Pandemic" Among the Residents of Newtown, Kolkata. He is acting as an Assistant public information officer. He is editor of peer reviewed journal of the National institute of Homoeopathy i.e. "Journal of Homoeopathy" as well as editor of Bulletin of the National institute of Homoeopathy, which contain news events, activities of the institute. He played a significant role in the free distribution of Arsenicum album 30C during the COVID-19 pandemic, at Salt Lake, Kolkata. He was involved in providing nationwide teleconsultations during COVID-19.

He has authored a book named "Homoeopathic Materia Medica of Sarcode" published by B. Jain. Publishers (p) ltd. 2016 and also different Monographs. He also published more than twenty articles in different journals across the country.

A CASE OF RETROCEREBELLAR ARACHNOID CYST: ROLE OF INDIVIDUALISED HOMOEOPATHIC TREATMENt

ABSTRACT

Background: Arachnoid cysts are benign, fluid-filled, cyst-like malformations related to the arachnoid mater. Arachnoid cysts in the posterior fossa are uncommon and are most frequently found in the cerebellopontine angle. These cysts often present with symptoms such as headaches, visual disturbances, gait abnormalities, and seizures.

Objective: The primary aim of this case report is to systematically present evidence supporting the role of individualized homoeopathic treatment in managing a rare case of a retrocerebellar arachnoid cyst.

Method: This case involves a 4-year-old male child diagnosed with a retrocerebellar arachnoid cyst who presented with whole-body trembling persisting for one year. The patient was treated in the Department of Organon of Medicine, Homoeopathic Philosophy, Chronic Diseases, and Psychology with individualized homoeopathic medicine. Calcarea phosphorica in 50 millesimal potency was prescribed as the main medicine, while Tuberculinum 10M was given as an intercurrent remedy. Regular follow-ups were conducted, and both symptomatic relief and MRI imaging were used to assess progress. Lastly, possible Causal attributions were evaluated by using Modified Naranjo Criteria for Homoeopathy (MONARCH).

Result: Significant improvement was observed both symptomatically and radiologically. The patient experienced complete resolution of symptoms within 18 months of treatment. MRI imaging confirmed total resolution of the cyst, supporting the therapeutic efficacy of the prescribed homoeopathic regimen. The high total score (+8) of MONARCH established the possible causal attribution between the homoeopathic intervention and clinical improvement in the patient.

Conclusion: This case highlights the potential of individualized homoeopathic medicine in managing rare neurological conditions like retrocerebellar arachnoid cysts. Further clinical documentation and studies are warranted to establish its broader therapeutic implications.



DR. JITENDRA KUMAR
ASSOCIATE PROFESSOR, NIH, DELHI

Dr. Jitendra Kumar is an accomplished academician and clinician with over 15 years of professional experience and 11 years of teaching expertise in Homoeopathy. He is currently serving as an Associate Professor in the Department of Case Taking & Repertory at the National Institute of Homoeopathy (NIH), Delhi. An esteemed alumnus of NIH Kolkata, he holds both undergraduate and postgraduate degrees in Homoeopathy from the University of Calcutta and the West Bengal University of Health Sciences, respectively.

Throughout his career, Dr. Kumar has demonstrated exceptional proficiency in both academic and clinical domains. He began his journey as an AYUSH Doctor under the National Rural Health Mission (NRHM) in the Government of Bihar, where he significantly contributed to public healthcare. His administrative work was pivotal in the establishment of the National Institute of Homoeopathy, Delhi, which was dedicated to the nation by the Hon'ble Prime Minister of India in 2022. As the PG Academic Coordinator at NIH Delhi, he has played an integral role in streamlining postgraduate education and fostering academic excellence.

Dr. Kumar's dedication to research is evident through his guidance of various postgraduate research projects and his contributions to numerous seminars and peer-reviewed national journals. His commitment to scholarly advancement is further reflected in his role as the Assistant Editor of the Bulletin of National Institute of Homoeopathy, a prestigious publication by NIH. He is also actively involved as a paper setter, examiner for various universities, and a subject expert in numerous examinations.

A passionate advocate for accessible healthcare, Dr. Kumar played a vital role in facilitating nationwide teleconsultations during the COVID-19 pandemic, showcasing his unwavering commitment to public health. His work in clinical practice, research, and academic leadership makes him a prominent figure in the field of Homoeopathy.

MANAGEMENT OF A RARE EPILEPTIC DISORDER "LENNOX-GASTAUT SYNDROME' THROUGH INDIVISUALIZED HOMOEOPATHIC MEDICINE NUX VOMICA

ABSTRACT

Background: Lennox-Gastaut Syndrome is a rare, severe type of cryptogenic epilepsy in which Seizures begin in early childhood, usually before the age of 4 years and multiple types of seizures that vary among individuals include tonic, atonic, absent, myoclonic, generalized tonic-clonic seizures in one affected individual.

Case Summary: A 9 year old male child (A-HMIS ID: 122024237824) visited to paediatrics OPD NIH Delhi and presented with complaint of developmental delay with atonic and generalized tonic clonic seizures everyday 15 to 20 times for last 2 years along with the symptoms like convulsion usually triggered by slightest touch, Desire for chicken and egg, Perspiration profuse and offensive and Excessive salivation.

Intervention: After proper Repertorisation, patient was prescribed Nux vomica 30C single dose with significant improvement and no epileptic attack in last 5 month.

Conclusion: The case suggests that homoeopathic individualized treatment is able to manage effectively a rare epileptic disorder with unfavourable prognosis. Hence a well-documented case report like this may service as stimulus for further systematic study in the treatment of rare epilepsy disorders lennox-Gastaut syndrome.



PROF. (DR.) GAUTAM PAL
PROFESSOR & H.O.D, NIH, KOLKATA,

Dr. Gautam Pal, Professor and H.O.D. of Practice of Medicine, National Institute of Homoeopathy (NIH), Kolkata is the alumnus of NIH in both undergraduate and postgraduate curriculum and an ex-faculty of Nehru Homoeopathic Medical College & Hospital, Govt. of NCT of Delhi. In his 25 years of professional experience apart from his 21 years of teaching, Dr. Pal presented many papers in national and international podiums, published many articles in peer-reviewed and UGC affiliated journals. His experience as Associate Editor and Editor of Bulletin of the National Institute of Homoeopathy has helped him to author a book recently, named as The Logic of Interrogation: A physician's detective sensibilities. He has interest in research and acted as Co-project Guide of Vitiligo project under Dilli Anusandhan Parishad. Dr. Pal has been awarded with the W.H.O. Fellowship (in-country) and with Allen's Homoeo Excellence National Award – 2014, for most promising teacher, conferred by National Homoeopathic Forum of India. With many administrative experiences, Dr. Pal acted as the first Nodal Officer for tele-homoeopathy in NIH. He is the life member of LMHI and act as paper setter, examiner and adjudicator of different universities.

HEALING BEYOND THE SURFACE: A CASE SERIES

Prof. (Dr) Gautam Pal, Dr Chintha Sushmitha, Dr Deepsikha Sharma, Dr H.A.M. Chamaru Kanchana, Dr Golam Rasul Biswa

ABSTRACT

Introduction: In clinical practice at a national level homoeopathic institute, the domain of surgery is not well demarcated. Even diagnosing some cases seem very difficult due to their rare-occurrence in medical field. In general, chronic morbidities and surgical conditions often require long-term management, with conventional treatment focusing on symptomatic relief or by surgical intervention. However, homoeopathy offers a precise and holistic approach, addressing both the underlying cause and its manifestations leading to deep, lasting recovery. This presentation highlights three diverse cases – paediatric hydrocele, venous ulcer, and secondary syphilis, where individualized homoeopathic treatment facilitated remarkable healing. These cases exemplify how precisely chosen remedies can bring transformation beyond just symptom relief, influencing the body's internal balance and immune response.

Case Summaries: Case 1 (Pediatric Hydrocele): A 4-year-old male with complaints of left inguinal swelling and occasional pain. Clinical examination revealed a soft, non-tender, non-reducible swelling in the inguinal region. Ultrasonography confirmed a left-sided cord hydrocele measuring 33.8 × 9.2 mm. A detailed case analysis, including thorough case-taking and repertorization, led to the prescription of Rhododendron 0/1 and 0/2 (16 doses each OD for 32 days). Subsequent follow-up demonstrated complete resolution of the hydrocele, emphasizing the potential of individualized homoeopathic intervention in the conservative management of pediatric hydrocele.

Case 2 (Venous Ulcer): A 55-year-old male presented with an ulcerative lesion above the right medial malleolus, accompanied by burning pain and tortuous dilated (varicose) veins. Clinical examination revealed secondary changes, including edema, poorly defined borders, and an offensive odor. A color doppler study demonstrated bilateral dilated multiple incompetent perforators with no evidence of deep vein thrombosis. Based on a detailed case analysis, Gunpowder 30 (single dose) was prescribed, along with wound cleansing and irrigation with normal saline. The ulcer healed completely with no recurrence, highlighting the role of individualized homoeopathic intervention in the effective management of venous ulcer.

Case 3 (Secondary Syphilis): A 30-year-old male presented with coppery skin eruptions over the body, accompanied by severe itching and burning pain in the eyes. A detailed case history and clinical evaluation raised suspicion of secondary syphilis, prompting the prescription of Syphilinum 0/1 (16 doses OD) and a recommendation for VDRL testing. The VDRL test was reactive, confirming the diagnosis. Regular follow-ups demonstrated significant improvement in skin eruptions and overall wellbeing. This case underscores the importance of clinical acumen in diagnosing syphilis and the role of homoeopathic intervention in its effective management.

Conclusion: These cases highlight the deep action of homoeopathy in addressing both localized and systemic pathologies, promoting healing beyond the visible symptoms. They challenge the notion that certain conditions require inevitable surgical intervention and demonstrate how homoeopathy can provide a non-invasive yet effective alternative. With its ability to individualize treatment and address the root cause, homoeopathy stands as a powerful healing modality for chronic, systemic, and surgical cases.

11th APRIL 2025

SEMINAR HALL 4 (FF)

11th April 2025

11:30AM-12.30PM

Scientific Session IV

Activities & Achievements of CCRH

Speakers:

- Dr Subhash Kaushik, Director General, CCRH
- Mrs. Meenkashi Bhatia, Librarian, CCRH



MS. MEENAKSHI BHATIA
LIBRARIAN, CCRH

Meenakshi Bhatia is a seasoned Library professional with over 32 years of service at the Central Council for Research in Homoeopathy (CCRH), where she currently holds the position of Librarian. Her academic background includes a Diploma, Bachelor's, and master's degrees in library sciences and public administration. Throughout her career, she has spearheaded numerous Information and Communication initiatives, including e-Selective Dissemination Services such as e-CHLAS and Research at a Glance, along with on-demand Bibliographies. She has also led the development of key technologies, such as the Archive on Homoeopathy, Institutional Repository, Digital Library, Online Union Catalogue, and Library Consortium. An active contributor to research, she has published several papers on Library Sciences and has played a significant role in developing documentaries on Homoeopathy

Poster Presentations

POSTER PRESENTATIONS WHD 2025

S.No.	TITLE	PRESENTING AUTHOR	TYPE OF POSTER (STSH/MD DISSERTATION/NIH)
1	COMPARATIVE STUDY OF BACILLUS NO.7 200 AND CALCAREA PHOSPHORICA 6X IN MANAGEMENT OF OSTEOARTHRITIS IN 40-60 YEARS FEMALES BY USING WOMAC SCALE.	MISS. PRATIKSHA MAHAVIR NAKATE	STSH
2	EXPLORING THE LARVICIDAL POTENTIAL OF HOMOEOPATHIC MOTHER TINCTURES FOR ECO-FRIENDLY CONTROL OF AEDES AEGYPTI MOSQUITOES	G.ABERAMI	STSH
3	A STUDY TO ASSESS THE EFFICACY OF HOMOEOPATHIC MEDICINE GELSEMIUM SEMPERVIRENS IN LM POTENCY FOR THE TREATMENT OF INSOMNIA AMONG INFORMATION TECHNOLOGY (IT) PROFESSIONALS.	AIMAN SULTANA	STSH
4	EXPERIMENTAL STUDY TO EVALUATE EFFECT OF ALFALFA MOTHER TINCTURE IN BACTERIAL BLIGHT DIASEASE ON ORYZA SATIVA	AKSHYA V	STSH
5	IN-VITRO ASSESSMENT OF CYTOTOXICITY AND ANTIOXIDANT PROPERTIES OF HOMEOPATHIC MEDICINE BERBERIES VULGARIS MOTHER TINCTURE ON A498 CELL LINE IN RENAL CELL CARCINOMA.	R AMSHA VARSHINI	STSH
6	ANTIOXIDANT AND CYTOTOXIC EFFECT OF ANNONA MURICATA Q HOMOEOPATHIC MOTHER TINCTURE ON MDA- MB-231 HUMAN BREAST CANCER CELL LINE	ANJULA SIVANANTHAM	STSH
7	AN OBSERVATIONAL STUDY ON THE EFFICACY OF CONSTITUTIONAL HOMOEOPATHIC TREATMENT IN GENERALISED ANXIETY DISORDER WITH HAMILTON ANXIETY RATING SCALE	ANUNITHA D	STSH

S.No.	TITLE	PRESENTING AUTHOR	TYPE OF POSTER (STSH/MD DISSERTATION/NIH)
8	A SCRATCH ASSAY BASED COMPARATIVE STUDY OF WOUND HEALING ACTIVITY OF MANGIFERA INDICA AND CALENDULA OFFICINALIS TINCTURE	APSARA BV	STSH
9	STUDY TO COMPARE EFFECTIVENESS OF POTENCIES WITHIN AND BEYOND AVOGADRO LIMIT OF INDIVIDUALISED HOMOEOPATHIC MEDICINE AMONG PRE-DIABETIC ADULTS BY ASSESSING GLYCEMIC CONTROL: AN OPEN-LEVEL RANDOMIZED PARALLEL-ARM TRIAL	AVIDIPTA HAZRA	STSH
10	EFFICACY OF WITHANIA SOMNIFERA 30C ON THE CARDIOVASCULAR ENDURANCE ASSESSED USING COOPER'S 12 MINUTE RUN TEST ON HEALTHY VOLUNTEERS-A DOUBLE RENDOMIZED CONTROL TRIAL.	KHUSHI RAJESHBHAI	STSH
11	TO COMPARE THE ANTIBACTERIAL ACTIVITY OF UVA URSI 200 AND CANTHARIS VESICATORIA 200 IN ISOLATED E-COLI OF DIFFERENT URINE SAMPLES BY KIRBY BAUER DISC DIFFUSION METHOD	BHUVANESHWARAN. G	STSH
12	A PROSPECTIVE RANDOMISED CONTROLLED TRIAL TO DETERMINE THE EFFICACY OF HOMEOPATHY IN THE TREATMENT OF DIGITAL EYE STRAIN (DES) IN STUDENTS	KHANPARA DHRUV RAJESHBHAI	STSH
13	EFFICACY OF SILICEA 3C AND 6C IN ENHANCING THE GROWTH OF SOLANUM LYCOPERSICUM BY NEGATIVE GEOTROPISM	DIVYAA S	STSH
14	COMPARING ANTI CANDIDAL ACTION OF DIFFERENT POTENCIES OF TERMINALIA CHEBULA WITH KETOCONAZOLE- AN IN VITRO STUDY	HIBA SULAIKHA	STSH

S.No.	TITLE	PRESENTING AUTHOR	TYPE OF POSTER (STSH/MD DISSERTATION/NIH)
15	EVALUATING THE EFFICACY OF OCIMUM BASILICUM IN MITIGATING FUSARIUM WILT DISEASE IN TOMATO: COMPARATIVE STUDY IN-VITRO AND ON FIELD UTILIZING 6X DILUTION & PLACEBO CONTROL.	HUSSAIN MUSTANSIR	STSH
16	ANTI-PROLIFERATIVE ACTIVITY ASTERIA RUBENS MOTHER TINCTURE AND 30 C IN CROWN GALL DISEASE INDUCED IN ROSE PLANT (ROSACEAE)	ISHWARYA M	STSH
17	A COMPARATIVE STUDY ON THE EFFECTIVENESS OF NEGUNDIUM AMERICANA Q IN HAEMORRHOIDS UNDER CONSTITUTIONAL TREATMENT USING SYMPTOM SEVERITY SCORE AS AN OUTCOME PARAMETER.	JAYALAKSHMI J	STSH
18	“COMPARATIVE ACTION OF GNAPHALIUM POLYCEPHALUM Q AS AN EXTERNAL APPLICATION ALONG WITH INDICATED HOMEOPATHIC MEDICINE VIS-À-VIS ONLY INDICATED HOMOEOPATHIC MEDICINE ON PAIN AND LOWER EXTREMITY FUNCTION, MOBILITY,AND RISK OF FALL ASSESSED USING TIME UP AND GO SCALE AMONG SCIATICA PATIENTS: RANDOMIZED CONTROL TRIAL”	MAHAMMADMUTAFUMARFARUQ	STSH
19	ASSESSMENT OF KNOWLEDGE AND PRACTICES REGARDING CLEANIENESS AND PERSONAL HYGIENE AMONG MIDDLE SCHOOL STUDENTS IN AROUND MEHSANA, GUJARAT	KHUSHBU PARMAR	STSH
20	IMPROVING THE YIELD OF CAPSICUM ANNUM BY REDUCING NITROGEN TOXICITY IN SOIL USING CALCAREA CARBONICUM: AN EXPERIMENTAL APPROACH	LEKSHMI S S	STSH

S.No.	TITLE	PRESENTING AUTHOR	TYPE OF POSTER (STSH/MD DISSERTATION/NIH)
21	A COMPARATIVE STUDY IN YIELD OF SOLANUM LYCOPERSICUM WITH PHOSPHORUS 200 AND ELECTROCULTURE	MADHA GODHAVEVI	STSH
22	A COMPARATIVE STUDY ON THE EFFICACY OF HOMOEOPATHIC MEDICINE SILICEA WITH CONVENTIONAL METHODS, IN THE PREVENTION AND CONTROL OF RHIZOCTONIA LEAF BLIGHT OF AMARANTHUS	MALAVIKA JAIZIL. P	STSH
23	A SINGLE BLIND PARALLEL ARM RANDOMIZED PLACEBO CONTROLLED STUDY ON HOMOEOPATHIC MEDICINES WITH PHYSIOTHERAPY FOR PAIN MANAGEMENT IN CASES OF OSTEOARTHRITIS	MAYUR CHANDUBHAI	STSH
24	“PHARMACOGNOSTICAL EVALUATION AND STANDARDIZATION OF HOMOEOPATHIC MOTHER TINCTURE OF LAGENARIA SICERARIA (BOTTLE GOURD) - A NEW HOMOEOPATHIC DRUG: A FUNDAMENTAL STUDY.”	ANAS FAIJALBHAI	STSH
25	AN EXPERIMENTAL STUDY ON THE ADEQUACY OF CLEMATIS ERECTA MOTHER TINCTURE (Q) IN THE CASES OF URINARY TRACT INFECTION (UTI).	DHRUVI VIJAYANAND PANCHAL	STSH
26	TO ASSESS THE EFFECTIVENESS OF GUAIACUM OFFICINALE IN CERVICOGENIC HEADACHE IN AGE GROUP RANGING BETWEEN 20 TO 40 YEARS USING NUMERICAL RATING SCALE (NRS).	PRAGYA JAIN	STSH
27	CALCULATING LIKELIHOOD RATIO FOR” SENSITIVITY TO NOISE” IN CASES OF PHOSPHORUS AMONG THE CEREBRAL PALSY CHILDREN: CASE CONTROL STUDY	RATHOD RIYA ASHWINBHAI	STSH

S.No.	TITLE	PRESENTING AUTHOR	TYPE OF POSTER (STSH/MD DISSERTATION/NIH)
28	EXPLORING THE POTENTIAL OF ARANEA DIADEMA 30 IN PLANTAR FASCIITIS DUE TO CALCANEAL SPUR: A SINGLE-BLIND PLACEBO-CONTROLLED TRIAL.	SAIMA RAHMAN	STSH
29	BACH FLOWER REMEDIES AND INDIVIDUALIZED HOMOEOPATHIC MEDICINES IN MILD TO MODERATE DEPRESSION, OPEN, RANDOMIZED FACTORIAL TRIAL.	SANIUL BISWAS	STSH
30	STUDYING THE EFFICACY OF HOMOEOPATHY IN MANAGEMENT OF PAIN IN PATELLAR TENDINITIS BY USING VISA SCORE AMONG INDIAN CLASSICAL DANCERS – RANDOMIZED CONTROLLED STUDY	SEEYA RAJESH DHUPKAR	STSH
31	FORMULATION AND EVALUATION OF HOMEOPATHIC MOTHER TINCTURE OF CLITORIA TERNATEA: PHYSICO-CHEMICAL PROPERTIES, ANTIOXIDANT, AND NEUROPROTECTIVE ACTIVITIES	SREELAKSHMI K	STSH
32	EFFECT OF PREDEFINED HOMOEOPATHIC MEDICINES ON THE PAIN INTENSITY IN FROZEN SHOULDER, IN TYPE 2 DIABETICS, IN THE AGE GROUP OF 40 - 70 YEARS-AN OBSERVATIONAL STUDY.	SRUJAN HIREMATH	STSH
33	COMPARATIVE STUDY OF CALENDULA 200 AND HYPERICUM 200 IN MANAGEMENT OF LACERATIONS USING BATES-JENSEN WOUND ASSESSMENT TOOL	SUHANI SUHAS	STSH
34	A COMPARATIVE STUDY TO ELICIT THE EFFICACY OF MAGNESIUM PHOSPHORICUM 3X, 6X, 30C, 200C IN CICER ARIETINUM IN EMBRACING THE PRODUCTIVITY AGAINST CONVENTIONAL FERTILIZER NPK	SURYA N	STSH

S.No.	TITLE	PRESENTING AUTHOR	TYPE OF POSTER (STSH/MD DISSERTATION/NIH)
35	EXPLORING THE ACTION OF TOPICAL AND ORAL ROUTE OF ADMINISTRATION OF TELLURIUM METALLICUM IN THE MANAGEMENT OF TINEA: RANDOMIZED CONTROL TRIAL	KHUSHBU BHUPENDRAJI JAIN	STSH
36	A CLINIC VERIFICATION STUDY OF "EFFICIENCY OF RANUNCAULACEAE FAMILY IN TREATMENT OF MAJOR DEPRESSIVE DISORDER."	VAGHANI MAHEK JIGNESHBHAI	STSH
37	EFFECTIVENESS OF INDIVIDUALIZED HOMOEOPATHIC MEDICINE AS AN ADD ON THERAPY IN TREATMENT OF TYPE II DIABETES MELLITUS: A RANDOMIZED CONTROL TRIAL.	VIDHI MURLIDHAR MEHTANI	STSH
38	TO STUDY THE EFFICACY OF HOMOEOPATHIC MEDICINES INMANAGEMENT OF POST DURAL PUNCTURE HEADACHE CAUSED AFTER SURGERY DUE TO SPINAL ANESTHESIA.	VISHLAVATH POOJITHA	STSH
39	ENHANCEMENT OF DROUGHT STRESS IN CUCUMIS SATIVUS BY ACONITE NAPELLUS 200	YAMINI I	STSH
40	AN EXPERIMENTAL STUDY ON REACTIVE OXYGEN SPECIES SCAVENGING CAPACITIES OF HOMOEOPATHIC METAL GROUP REMEDIES IN PHASEOLUS VULGARIS UNDER COMBINED DROUGHT AND HEAT INDUCED OXIDATIVE STRESS	MISS.ELAKKIYA.S	STSH
41	EFFICACY OF CALCAREA SULPHURICA 30 CH IN THE TREATMENT OF PUSTULAR ACNE VULGARIS: A DOUBLE-BLIND, RANDOMIZED, PLACEBO-CONTROLLED PILOT TRIAL	NAZRANA PARVEEN	STSH

S.No.	TITLE	PRESENTING AUTHOR	TYPE OF POSTER (STSH/MD DISSERTATION/NIH)
42	A COMPARATIVE STUDY ON THE GROWTH PARAMETERS OF SPINACIA OLERACEA USING FERRUM METALLICUM 30C AND 0/1 IN A DEEP-WATER CULTURE HYDROPONIC SYSTEM	BATTU TARUN SAI	STSH
43	EFFECTIVENESS OF INDIVIDUALISED HOMOEOPATHIC MEDICINES VERSUS CALCAREA FLOURICA 6X IN THE TREATMENT OF OSTEOARTHRITIS: AN OPEN-LABEL RANDOMISED, PRAGMATIC CLINICAL TRIAL	DR. TANYA RAI	MD DISSERTATION
44	CALCULATING LIKELIHOOD RATIO FOR" SENSITIVITY TO NOISE" IN CASES OF PHOSPHORUS AMONG THE CEREBRAL PALSY CHILDREN: CASE CONTROL STUDY	DR. R. SAIRAM	MD DISSERTATION
45	EFFICACY OF GYMNEMA SYLVESTRE 200 IN STREPTOZOTOCIN INDUCED DIABETES MELLITUS IN ALBINO RATS MODEL	DR. GREESHMA SS	MD DISSERTATION
46	EFFECT OF INDIVIDUALISED HOMOEOPATHIC MEDICINES IN THE MANAGEMENT OF PATIENTS WITH AZOOSPERMIA- A PROSPECTIVE QUASI EXPERIMENTAL STUDY	DR. GOKUL KRISHNAN GS	MD DISSERTATION
47	EVALUATION OF ANGIOGENIC EFFECTS OF BELLIS PERENNIS 12X, 6CH, 30CH USING THE CHORIOALLANTOIC MEMBRANE ASSAY	DR. JAYANTHDEVAN V.	MD DISSERTATION
48	A PROSPECTIVE OBSERVATIONAL STUDY TO ASSESS THE ROLE OF INDIVIDUALIZED HOMOEOPATHIC MEDICINE IN ALOPECIA	DR. SAMRIDHI SHARMA	MD DISSERTATION
49	USEFULNESS OF INDIVIDUALIZED HOMOEOPATHIC MEDICINES IN THE TREATMENT OF ACNE VULGARIS: A PROSPECTIVE OBSERVATIONAL STUDY	DR. PRIYA	MD DISSERTATION
50	THE EFFECTIVENESS OF HOMOEOPATHIC MEDICINES IN THE MANAGEMENT OF BENIGN PATHOLOGICAL OVARIAN MASSES: AN EXPLORATORY CLINICAL STUDY	DR. PREM DEESHNA PRITAM	MD DISSERTATION

S.No.	TITLE	PRESENTING AUTHOR	TYPE OF POSTER (STSH/MD DISSERTATION/NIH)
51	A COMPARITIVE STUDY OF INHIBITORY EFFECTS OF SWIETENIA MACROPHYLLA AND SYZYGIUM JAMBOLANUM ON HYDROLYZING ENZYMES	DR. S. P. MARY ADHARSHNA	MD DISSERTATION
52	SPECTROSCOPIC CHANGES IN THE QUALITY OF HOMOEOPATHIC DILUTIONS DUE TO EXTERNAL STIMULI	DR. AVANTHI M	MD DISSERTATION
53	IN VITRO EVALUATION FOR ANTIMICROBIAL ACTIVITY OF SELECTED HOMOEOPATHIC MEDICINE ACIDUM MURIATICUM IN 6CH, 12CH, 30CH, 200CH, 1M, 50M POTENCIES AGAINST SALMONELLA TYPHI	DR. CHITRAM UMASHANKAR	MD DISSERTATION
54	A RANDOMISED PARALLEL ARM CLINICAL STUDY TO ASSESS THE EFFECTIVENESS OF HOMOEOPATHIC MEDICINE GNAPHALIUM Q VIS-A-VIS 30C POTENCY IN PAIN MANAGEMENT OF CASE OF SCIATICA	DR. RISHABH DIXIT	MD DISSERTATION
55	AN EVALUATION OF CHELATING ACTION OF STANDARDIZED HOMOEOPATHIC MEDICINE PULSATILLA NIGRICANS AGAINST IRON TOXICITY INDUCED IN ZEBRAFISH (DANIO RERIO)	DR. MONICA NANDKUMAR KHACHANE	MD DISSERTATION
56	A CLINICAL STUDY TO DETERMINE THE EFFICACY OF THE REPERTORIUM HOMOEOPATHICUM SYNTHETICUM 9.1 IN THE MANAGEMENT OF MILD INTELLECTUAL DEVELOPMENTAL DISABILITY	DR. VARADALAKSHMI P B	MD DISSERTATION
57	A COMPARATIVE APPROACH THROUGH CROSS REPERTORISATION FOR THE WORKING METHODOLOGY OF BOENNINGHAUSEN'S THERAPEUTIC POCKET BOOK & BOENNINGHAUSEN'S CHARACTERISTICS & REPERTORY FOR MANAGEMENT OF GASTROESOPHAGEAL REFLUX DISEASE	DR. APOORVA SAXENA	MD DISSERTATION

S.No.	TITLE	PRESENTING AUTHOR	TYPE OF POSTER (STSH/MD DISSERTATION/NIH)
58	EFFECTIVENESS OF HOMOEOPATHIC TREATMENT OF MYOFASCIAL PAIN SYNDROME OF UPPER BACK AND NECK USING THE REPERTORY OF HOMOEOPATHIC MATERIA MEDICA BY KENT AN OPEN LABEL CLINICAL OBSERVATIONAL STUDY	DR. MOHUA DATTA	MD DISSERTATION
59	UNDERSTANDING THE SILICEA MIND THROUGH COMPLETE REPERTORY AND CLINICAL CASES	DR. AARTI TANAJI WANDRE	MD DISSERTATION
60	EFFECTIVENESS OF HOMOEOPATHIC MEDICINE IN THE TREATMENT OF HY-POTHYROIDISM USING KENT'S REP-ERTORY: AN OPEN, OBSERVATIONAL, PROSPECTIVE CLINICAL STUDY	DR. GARIMA SINGH	MD DISSERTATION
61	INDIVIDUALIZED HOMOEOPATHIC MEDICINES IN TREATMENT OF POST COVID-19 CONDITION CONSIDER-ING THE MIASMATIC STATE: A DOU-BLE-BLIND, RANDOMIZED, PLACE-BO-CONTROLLED PILOT TRIAL	DR. ABHIJIT RANA	MD DISSERTATION
62	HOMOEOPATHIC TREATMENT FOR PAIN MANAGEMENT IN CASES OF SCIATICA- A PROSPECTIVE OBSERVA-TIONAL STUDY	DR. SAKSHI MEWARA	MD DISSERTATION
63	PROSPECTIVE STUDY ON SIGNIFI-CANCE OF AETIOLOGY IN HOMOEO-PATHIC PRESCRIPTION IN CASES OF ATOPIC DERMATITIS IN ADULTS	DR. RAVAL TWINCLE RAMESHCHANDRA	MD DISSERTATION
64	EFFECTIVENESS OF HOMOEOPATHIC MEDICINES IN LM POTENCIES IN THE MANAGEMENT OF GENERALIZED ANXIETY DISORDER	DR. AYISHA. E K	MD DISSERTATION
65	A RANDOMIZED CONTROL STUDY ON THE ROLE OF HOMOEOPATHIC REME-DIES FOR IMPROVING THE SCHOLAS-TIC PERFORMANCE OF PAEDIATRIC POP 9ULATION WITH DISORDER OF WRITTEN EXPRESSION IN CONNEC-TION WITH E -LEARNING	DR. SIVARAMYAPRAG-ATHI RS	MD DISSERTATION

S.No.	TITLE	PRESENTING AUTHOR	TYPE OF POSTER (STSH/MD DISSERTATION/NIH)
66	ASSESSING THE EFFECTIVENESS OF INDIVIDUALIZED HOMOEOPATHIC MEDICINE AND TARENTULA HISPANICA IN THE TREATMENT OF ATTENTION DEFICIT HYPERACTIVITY DISORDER IN PAEDIATRIC AGE GROUP 6-12 YEARS- A COMPARATIVE STUDY	DR. ALSABA R	MD DISSERTATION
67	HEALING FROM WITHIN: HOMOEOPATHY'S HOLISTIC APPROACH TO PSORIASIS MANAGEMENT	DR. MAHESH MENON	NIH
68	PITYRIASIS VERSICOLOR SUCCESSFULLY TREATED WITH A SINGLE DOSE OF CALCAREA CARBONICA 200C: A CASE REPORT	DR. SABA PARVEEN	NIH
69	A SINGULAR CURE: TRIUMPH OVER PSORIASIS WITH THE POWER OF INDIVIDUALIZED HOMOEOPATHIC TREATMENT	DR. SAKSHI RANI SAGAR	NIH
70	DIABETIC FOOT ULCER TREATED WITH INDIVIDUALIZED HOMOEOPATHIC MEDICINE – A CASE REPORT	DR. EZHILMATHI K S	NIH
71	DIVERSE SKIN DISORDERS, ONE HOMOEOPATHIC APPROACH: A CASE SERIES IN DERMATOLOGY	DR. SHUNMATHY S M	NIH
72	A CASE OF BENIGN PROSTATIC HYPERPLASIA TREATED WITH HOMOEOPATHY	DR. JYOTIDARSHANEE	NIH
73	THROMBOANGIITIS OBLITERANS TREATED WITH HOMOEOPATHY: A CASE REPORT	DR. PAULAMI SARKAR	NIH
74	A CASE OF ANCE KELOIDALIS NUCHAE TREATED WITH HOMOEOPATHY	DR. JYOTI BHUSHAN DASH	NIH

S.No.	TITLE	PRESENTING AUTHOR	TYPE OF POSTER (STSH/MD DISSERTATION/NIH)
75	RESOLUTION OF CHRONIC CALCIFIC ENDOMETRITIS: A CASE STUDY	DR. CHINTHA SUSHMITHA	NIH
76	HOMOEOPATHIC INTERVENTIONS IN MULTIMORBIDITY PRESENTING WITH PREDOMINANT ADBOMINAL ALGIA	DR. KAUSHIKI KRISH-NA	NIH
77	A CASE OF LICHEN PLANUS TREATED WITH LACHESIS MUTUS: A HOMOEO-PATHIC APPROACH	DR. SAVITHA SHARMA	NIH
78	HEALING ECZEMA WITH HOMOEOPA-THY: A CASE REPORT	DR. PRANATI BEHERA	NIH
79	“NOSODES IN HOMOEOPATHY” A HOLISTIC APPROACH TO PSORIASIS HEALING	DR. RAMESH CHAND	NIH
80	EFFECTIVE TREATMENT OF VIRAL WARTS WITH THUJA 200C: A CASE STUDY	DR. RANI JAISWAL	NIH
81	UTERINE FIBROID: AN EVI-DENCE-BASED CASE SERIES IN HO-MOEOPATHY WITH ANTI-MIASMATIC TREATMENT	DR. MUSKAN	NIH
82	A SUCCESSFULLY TREATED CASE OF PSORIASIS VULGARIS WITH CONSTI-TUTIONAL HOMOEOPATHIC MEDI-CINE	DR. TSERING YANKEY	NIH
83	PHTOTODERMATITIS: A HOMOEO-PATHIC PERSPECTIVE	DR. ARVIND MEHTA	NIH
84	VITILIGO & HOMOEOPATHY: A CASE REPORT	DR. SAHIBA SADAF	NIH

S.No.	TITLE	PRESENTING AUTHOR	TYPE OF POSTER (STSH/MD DISSERTATION/NIH)
85	EFFECTIVENESS OF CINA MARITIMA 200C IN TREATING VERRUCA VULGARIS: AN EVIDENCE-BASED REVIEW	DR. SABA PARVEEN	NIH
86	A CLINICAL APPROACH TO MANAGING COMPLICATED RENAL STONE: A CASE REPORT	DR. BINAY PRATAP SINGH	NIH
87	MANAGEMENT OF A CASE OF LARGE HAEMORRHAGIC CYST WITH HOMOEOPATHY: A CASE REPORT	DR. NAYANA N	NIH
88	FROM EPIGENETICS TO AI: PERSONALIZED MEDICINE IN HOMOEOPATHY WITH MODERN VALIDATION	DR. SHUNMATHY S M	NIH
89	BEYOND SURGERY: A CASE OF MULTIPEL UTERINE FIBROIDS WITH LIVER DYSFUNCTION TREATED WITH HOMOEOPATHY	DR. DEEPSHIKA SHARMA	NIH
90	A CASE REPORT ON IATROGENIC CUSHING'S SYNDROME	DR. BHAGAT MIT BIMALKUMAR	NIH
91	EXPLORING THE ROLE OF INDIVIDUALIZED HOMOEOPATHY IN UTERINE FIBROID MANAGEMENT: A TWO-CASE REPORT	DR. SHUBHRANIL MANDAL	NIH
92	TREATMENT OF CERVICAL SQUAMOUS METAPLASIA BY CARCINOSIN: A CASE REPORT	DR. TANYA WADHWA	NIH
93	A CASE OF CHRONIC PLAQUE PSORIASIS TREATED WITH KALI ARSENICOSUM: A HOMOEOPATHIC APPROACH	DR. CHINTHA SUSHMITHA	NIH
94	COLLOIDALAL THYROID CYST AND HOMOEOPATHIC INTERVENTION: A SUCCESSFUL CASE OUTCOME	DR. CHETAN SINGH SENGAR	NIH

S.No.	TITLE	PRESENTING AUTHOR	TYPE OF POSTER (STSH/MD DISSERTATION/NIH)
95	HOMOEOPATHIC APPROACHES IN THE MANAGEMENT OF PSORIASIS: A HOLISTIC TREATMENT PERSPECTIVE	DR. SHIVAM KUMAR	NIH
96	INDIVIDUALISED HOMOEOPATHIC MANAGEMENT OF ACUTE COALESCENT MASTOIDITIS WITH SUBPERIOSTEAL MASTOID	DR. AARTI SHARMA	NIH
98	INDIVIDUALISED HOMOEOPATHIC MANAGEMENT OF ACUTE COALESCENT MASTOIDITIS WITH SUBPERIOSTEAL MASTOID ABSCESS: AN EVIDENCE BASED CASE REPORT	DR. GAYTRI GUMBER	NIH
99	A CASE OF BILATERAL NEPHROLITHIASIS WITH HYDROURETERONEPHROSIS, HEPATOMEGALY, AND ADENOMYOSIS INA POSTMENOPAUSAL FEMALE: SERIAL ULTRASONOGRAPHIC ASSESSMENT AND CONSTITUTIONAL HOMOEOPATHIC TREATMENT	DR. KAPIL RAMAN	NIH
101	A CASE STUDY: RESPONSE OF HOMOEOPATHIC TREATMENT IN PLAQUE PSORIASIS	DR. SHALINI MISHRA	NIH
102	A COMPLEX CLINICAL PORTRAIT: NAVIGATING RHEUMATOID ARTHRITIS, HYPOTHYROIDISM AND DYSLIPIDEMIA TOGETHER	DR. NITHESH KUMAR J	NIH
103	UNRAVELLING THE SPECTRUM OF OVARIAN CYSTS: A HOMOEOPATHIC CASE SERIES IN WOMEN'S HEALTH	DR. DALAL KINAL MAHENDRAKUMAR	NIH

New Releases

New Releases WHD-2025

New Releases

- *Souvenir of WHD 2025*

- Standard Treatment Guidelines- Volume 5
- Indian Journal of Research in Homoeopathy Volume 19, Issue 1 (Jan-Mar 2025)
- Study of Homoeopathic Medicines through Clinical Verification- A New Perspective: Volume VII
- Homoeopathic Pharmacopoeia of India Vol. XI
- Homoeopathic drug monograph on *Justicia adhatoda*
- Homoeopathic drug monograph on *Ricinus communis*
- Homoeopathic drug monograph on *Curcuma longa*
- A manual for homoeopathic physicians on common disease conditions in school going children developed under the public health research program – "Homoeopathy for School Health"

Portals

- Archives on Homoeopathy
- The CCRH eBook Platform

Documentary

- Documentary on Drug Proving: होम्योपैथी औषधि प्रमाणीकरण के अमृत का अनावरण

Students Corner

Short-Term Studentship in Homoeopathy (STSH) 2023 Awardees

S.NO.	TITLE	NAME OF STUDENT	NAME OF COLLEGE
1	COMPARATIVE STUDY OF BACILLUS NO. 7 200 AND CALCAREA PHOSPHORICA 6X IN MANAGEMENT OF OSTEOARTHRITIS IN 40-60 YEARS FEMALES BY USING WOMAC SCALE.	PRATIKSHAMAHAVIR NAKATE	LATE MRS HOUSABAI HOMOEOPATHIC MEDICAL COLLEGE & HOSPITAL NIMSHIRGAON KOLHAPUR, MAHARASHTRA
2	EFFECTIVENESS OF NATRUM PHOSPHORICUM IN DIFFERENT POTENCIES FOR THE GERMINATION AND GROWTH OF SOLANUM LYCOPERSICUM (TOMATO).	A. CAROLINE SHILPHA	EXCEL HOMOEOPATHY MEDICAL COLLEGE, TAMIL NADU
3	IMPACT OF HOMOEOPATHIC MEDICINES ON GLYCOSIDE CONTENT IN LINUM USITATISSIMUM.	A.O. VIGNESHWARI	SARADA KRISHNA HOMOEOPATHIC MEDICAL COLLEGE, TAMIL NADU
4	THE IMPACT OF DIFFERENT POTENCIES OF KALIUM PHOSPHORICUM ON THE GROWTH OF DAUCUS CAROTA.	AAMUKTHA PVNLS	MNR HOMOEOPATHIC MEDICAL COLLEGE AND HOSPITAL, TELANGANA
5	EXPLORING THE LARVICIDAL POTENTIAL OF HOMOEOPATHIC MOTHER TINCTURES FOR ECO-FRIENDLY CONTROL OF AEDES AEGYPTI MOSQUITOES.	ABERAMI	VINAYAKA MISSION HOMOEOPATHY MEDICAL COLLEGE & HOSPITAL, TAMIL NADU
6	EXPERIMENTAL STUDY ON THE EFFECT OF CAMPHOR 30C IN CONTROLLING MEALY BUG DISEASE OF ABELOMOCHUS ESCULENTUS.	ABIRAM A.R.	SARADA KRISHNA HOMOEOPATHIC MEDICAL COLLEGE, TAMIL NADU

S.NO.	TITLE	NAME OF STUDENT	NAME OF COLLEGE
7	A STUDY TO ASSESS THE EFFICACY OF HOMOEO-PATHIC MEDICINE GEL-SEMIUM SEMPERVIRENS IN LM POTENCY FOR THE TREATMENT OF INSOMNIA AMONG INFORMATION TECHNOLOGY (IT) PRO-FESSIONALS.	AIMAN SULTANA	DEVS HOMOEOPATHIC MEDICAL COLLEGE & HOSPITAL, TELANGANA
8	EXPERIMENTAL STUDY TO EVALUATE EFFECT OF AL-FALFA MOTHER TINCTURE IN BACTERIAL BLIGHT DIS-EASE ON ORYZA SATIVA.	AKSHYA V	SARADA KRISHNA HOMOEOPATHIC MEDI-CAL COLLEGE, TAMIL NADU
9	IN-VITRO ASSESSMENT OF CYTOTOXICITY AND AN-TIOXIDANT PROPERTIES OF THE HOMOEOPATHIC MEDICINE BERBERIS VUL-GARIS Q ON A498 CELL LINE IN RENAL CELL CARCINOMA.	AMSHA VARSHINI. R	VINAYAKA MISSION HOMOEOPATHY MEDICAL COLLEGE & HOSPITAL, TAMIL NADU
10	AN IN VITRO STUDY ON THE ANTICANCEROUS ACTIVITY OF CARDUUS MARIANUS 6C, 30C AND 200 C ON HEP G2 CELLS.	ANAKHA VENUGOPAL	SARADA KRISHNA HOMOEOPATHIC MEDICAL COLLEGE, TAMIL NADU
11	AN IN-VITRO STUDY ON ANTI-CANCER ACTIVITY OF CURCUMA LONGA Q AND 3X IN MCF-7 CELL LINE.	ANGELIN AJITHA M	SARADA KRISHNA HOMOEOPATHIC MEDICAL COLLEGE, TAMIL NADU
12	ASSESSING THE IN VITRO POTENTIALITY OF ANTI-CANCER EFFECTS OF ANNONA MURICATA Q EXTRACT ON MDA - MB 231 BREAST CANCER CELL LINE.	ANJULA. S	VINAYAKA MISSION HOMOEOPATHY MEDICAL COLLEGE & HOSPITAL, TAMIL NADU

S.NO.	TITLE	NAME OF STUDENT	NAME OF COLLEGE
13	TO ASSESS THE EFFICACY OF LYCOPODIUM IN THE MANAGEMENT OF PREMATURE GREYING OF HAIR.	ANU NINGANURE	KLE HOMOEOPATHIC MEDICAL COLLEGE AND HOSPITAL, KARNATAKA
14	AN OBSERVATIONAL STUDY ON THE EFFICACY OF CONSTITUTIONAL HOMOEOPATHIC TREATMENT IN GENERALISED ANXIETY DISORDER (GAD) WITH HAMILTON ANXIETY RATING SCALE.	ANUNITHA D	EXCEL HOMOEOPATHY MEDICAL COLLEGE, TAMIL NADU
15	A SCRATCH ASSAY BASED COMPARATIVE STUDY OF WOUND HEALING ACTIVITY OF MANGIFERA INDICA AND CALENDULA OFFICINALIS TINCTURE.	APSARA BV	SARADA KRISHNA HOMOEOPATHIC MEDICAL COLLEGE, TAMIL NADU
16	STUDY TO COMPARE EFFECTIVENESS OF POTENCIES WITHIN AND BEYOND AVOGADRO LIMIT OF INDIVIDUALISED HOMOEOPATHIC MEDICINE AMONG PRE-DIABETIC ADULTS BY ASSESSING GLYCEMIC CONTROL: AN OPEN-LEVEL RANDOMIZED PARALLEL-ARM TRIAL.	AVIDIPTA HAZRA	METROPOLITAN HOMOEOPATHIC MEDICAL COLLEGE & HOSPITAL, WEST BENGAL

S.NO.	TITLE	NAME OF STUDENT	NAME OF COLLEGE
17	AN OPEN LABEL PRO-SPECTIVE INTERVENTION-AL PRE- POST COMPARI-SON CLINICAL TRIAL TO EVALUATE THE EFFICIEN-CY OF HOMEOPATHIC MEDICINE IN CENTESIMAL POTENCY IN TREATMENT OF NEPHROLITHIASIS.	AYESHA HASSAN	BENGAL HOMEOPATHIC MEDICAL COLLEGE & HOSPITAL, WEST BEN-GAL
18	EFFICACY OF WITHANIA SOMNIFERA 30C ON THE CARDIOVASCULAR EN-DURANCE ASSESSED US-ING COOPER'S 12 MINUTE RUN TEST ON HEALTHY VOLUNTEERS - A DOUBLE RENDOMIZED CONTROL TRIAL.	BALDHA KHUSHI RAJESHBHAI	SMT MALINI KISHORE SANGHVI HO-MOEOPATHIC MEDICAL COLLEGE, GUJARAT
19	A COMPARATIVE STUDY ON GROWTH PARAME-TERS OF SPINACIA OL-ERACIA USING FERRUM METALLICUM 30C AND 0/1 IN DEEP WATER CULTURE HYDROPONIC SYSTEM.	BATTU TARUN SAI	JIMS HOMOEOPATHIC MEDICAL COLLEGE AND HOSPITAL, TELAN-GANA
20	EFFICACY OF NUX MOSCHATA 6CH ON TEAR PRODUCTION IN PATIENTS WITH DRY EYES IN ADULTS: A DOU-BLE-BLIND, RANDOMIZED, PLACEBO-CONTROLLED TRIAL.	BHISWADEB DAS	THE CALCUTTA HOMOEOPATHIC MEDICAL COLLEGE & HOSPITAL, WEST BENGAL

S.NO.	TITLE	NAME OF STUDENT	NAME OF COLLEGE
21	TO COMPARE THE ANTI BACTERIAL ACTIVITY OF UVA URSI 200 AND CANTHARIS VESICATORIA 200 IN ISOLATED E-COLI OF DIFFERENT URINE SAMPLES BY KIRBY BAUER DISC DIFFUSION METH-OD.	BHUVANESHWARAN.G	EXCEL HOMOEOPATHY MEDICAL COLLEGE, TAMIL NADU
22	TO STUDY THE EFFECTIVE-NESS OF BERBERIS AQUI FOLIUM IN CASES OF ECZEMA USING HANIFIN AND RAJKA CRITERIA FOR ATOPIC DERMATITIS	DARJI OM HITESHKU-MAR	PARUL INSTITUTE OF HOMOEOPA-THY AND RESEARCH, GUJARAT
23	A PROSPECTIVE RAN-DOMISED CONTROLLED TRIAL TO DETERMINE THE EFFICACY OF HOMEOP-ATHY IN THE TREATMENT OF DIGITAL EYE STRAIN (DES) IN STUDENTS.	DHRUV RAJESHBHAI KHANPARA	JAWAHARLAL NEHRU HOMOEO-PATHIC MEDICAL COLLEGE, GUJA-RAT
24	COMPARATIVE STUDY OF THE ACTION OF KALIUM PHOSPHORICUM 30 AND SULPHUR 30 IN CON-TROLLINGCATERPILLAR ATTACK IN JASMINUM SAMBAC: AGRO-HO-MOEOPATHIC RESEARCH.	DHRUV SHAILESHKU-MAR RAY	SMT MALINI KISHORE SANGHVI HO-MOEOPATHIC MEDICAL COLLEGE, GUJARAT
25	COMPARATIVE STUDY ON EFFECTIVENESS OF SUL-PHUR AND CINA MARITI-MA IN GROWTH PARAM-ETERS AND PATHOGENIC INDICES OF SOLANUM LYCOPERSICUM INFEST-ED WITH ROOT KNOT NEMATODES.	DIVYA.N	SARADA KRISHNA HOMOEOPATHIC MEDICAL COLLEGE, TAMIL NADU
26	EFFICACY OF SILICEA 3C AND 6C IN ENHANCING THE GROWTH OF SOLA-NUM LYCOPERSICUM BY NEGATIVE GEOTROPISM.	DIVYAA. S	SARADA KRISHNA HOMOEOPATHIC MEDICAL COLLEGE, TAMIL NADU

S.NO.	TITLE	NAME OF STUDENT	NAME OF COLLEGE
27	TO STUDY THE EFFECTIVENESS OF SULPHUR IN DIFFERENT POTENCIES AS A FUNGICIDE ON LEAF BLIGHT OF SESAMUM INDICUM.	DUNDI SOUMYA	MNR HOMOEOPATHIC MEDICAL COLLEGE AND HOSPITAL, TELANGANA
28	COMPARING ANTI CANDIDAL ACTION OF DIFFERENT POTENCIES OF TERMINALIA CHEBULA WITH KETOCONAZOLEÂ€ “AN INVITRO STUDY.	HIBA SULAIKHA HUSSAIN	YENEPOYA HOMOEOPATHIC MEDICAL COLLEGE AND HOSPITAL, KARNATAKA
29	EVALUATING THE EFFICACY OF OCIMUM BASILICUM IN MITIGATING FUSARIUM WILT DISEASE IN TOMATO: COMPARATIVE STUDY IN-VITRO AND ON FIELD UTILIZING 6X DILUTION & PLACEBO CONTROL.	HUSSAIN MUSTANSIR MADHVASWALA	PARUL INSTITUTE OF HOMOEOPATHY AND RESEARCH, GUJARAT
30	ANTIPROLIFERATIVE ACTIVITY OF ASTERIA RUBENS MOTHER TINCTURE AND 30 C IN CROWN GALL DISEASE IN ROSE PLANT (ROSACEAE).	ISHWARYA.M	SARADA KRISHNA HOMOEOPATHIC MEDICAL COLLEGE, TAMIL NADU
31	MANAGEMENT OF DENTAL FLUROSIS WITH PREDEFINED HOMOEOPATHIC MEDICINES IN SUBJECTS OF KORUGUTTA PALLI, ANDHRA PRADESH WITH AGE GROUP (5-21) YRS Â€“PROSPECTIVE INTERVENTIONAL STUDY.	JASHNAVI MALLANGI	A M SHAIKH HOMOEOPATHIC MEDICAL COLLEGE AND PG RESEARCH CENTRE, KARNATAKA
32	A COMPARATIVE STUDY ON THE EFFECTIVENESS OF NEGUNDIUM AMERICANA Q IN HAEMORRHOIDS UNDER CONSTITUTIONAL TREATMENT USING SYMPTOM SEVERITY SCORE AS AN OUTCOME PARAMETER.	JAYALAKSHMI.J	ANSS HOMOEO MEDICAL COLLEGE, KERALA

S.NO.	TITLE	NAME OF STUDENT	NAME OF COLLEGE
33	TO STUDY THE EFFICACY OF RUTA GRAVEOLENS IN CENTESIMAL VERSUS 50 MILLESIMAL SCALE IN CASE OF MIOPIA - A COMPARATIVE STUDY.	JOTHISH J	WHITE MEMORIAL HOMOEO MEDICAL COLLEGE & HOSPITAL, TAMIL NADU
34	AN INVITRO STUDY TO ELICIT THE ANTI-INFLAMMATORY ACTION OF MOTHER TINCTURE, 3X, 12X AND 6C POTENCIES OF ACONITUM NAPELLUS AND RHUS TOXICODENDRON BY THE HUMAN RED BLOOD CELL (HRBC) MEMBRANE STABILIZATION ASSAY.	K. HARSHITHA	MNR HOMOEOPATHIC MEDICAL COLLEGE AND HOSPITAL, TELANGANA
35	COMPARATIVE ACTION OF GNAPHALIUM Q AS LOCAL APPLICATION ALONG WITH INDICATED HOMOEOPATHIC MEDICINES VIS-Ã -VIS INDICATED HOMOEOPATHIC MEDICINES IN IMPROVING DISTRESS AS ASSESSED USING TIMED UP AND GO SCALE IN THE MANAGEMENT OF SCIATICA: RANDOMIZED CONTROL TRIAL.	KHATRI MUTAF UMARFARUQ	SMT MALINI KISHORE SANGHVI HOMOEOPATHIC MEDICAL COLLEGE, GUJARAT
36	EXPLORING THE ACTION OF TOPICAL AND ORAL ROUTE OF ADMINISTRATION OF TELLURIUM METALLICUM IN THE MANAGEMENT OF TINEA: RANDOMIZED CONTROL TRIAL.	KHUSHBU JAIN	SMT MALINI KISHORE SANGHVI HOMOEOPATHIC MEDICAL COLLEGE, GUJARAT

S.NO.	TITLE	NAME OF STUDENT	NAME OF COLLEGE
37	ASSESSMENT OF KNOWLEDGE AND PRACTICES REGARDING CLEANLINESS AND PERSONAL HYGIENE AMONG MIDDLE SCHOOL STUDENTS IN AND AROUND MEHSANA, GUJARAT.	KHUSHBU PARMAR	MERCHANT HOMOEOPATHIC MEDICAL COLLEGE, GUJARAT
38	AN EXPERIMENTAL STUDY TO KNOW THE EFFICACY OF SARRACENIA PURPUREA FOR OSTEOARTHRITIS FOLLOWING LIFESTYLE MANAGEMENT AS AN ADJUVANT IMPROVING QUALITY OF LIFE.	KYATHAM NIHARIKA	MNR HOMOEOPATHIC MEDICAL COLLEGE AND HOSPITAL, TELANGANA
39	IMPROVING THE YIELD OF CAPSICUM ANNUM BY REDUCING NITROGEN TOXICITY IN SOIL USING CALCAREA CARBONIUM: AN EXPERIMENTAL APPROACH.	LEKSHMI S S	SARADA KRISHNA HOMOEOPATHIC MEDICAL COLLEGE, TAMIL NADU
40	COMPARATIVE STUDY IN YIELD OF SOLANUM LYCOPERSICUM WITH PHOSPHORUS 200 AND ELECTROCULTURE.	MADHA GODHADEVI	JIMS HOMOEOPATHIC MEDICAL COLLEGE AND HOSPITAL, TELANGANA
41	A COMPARATIVE STUDY ON THE EFFICACY OF HOMOEOPATHIC MEDICINE SILICEA WITH CONVENTIONAL METHODS, IN THE PREVENTION AND CONTROL OF RHIZOCTONIA LEAF BLIGHT OF AMARANTHUS.	MALAVIKA JAIZIL P	DR. PADIAR MEMORIAL HOMOEOPATHIC MEDICAL COLLEGE, KERALA
42	TO STUDY THE EFFICACY OF MAGNESIUM SULPH 30CH IN ANTI-FUNGAL ACTIVITY OF ABELMOSCHUS ESCULENTUS (OKRA).	MANGA GREESHMA VARSHINI	MNR HOMOEOPATHIC MEDICAL COLLEGE AND HOSPITAL, TELANGANA

S.NO.	TITLE	NAME OF STUDENT	NAME OF COLLEGE
43	A SINGLE BLIND PARALLEL ARM RANDOMIZED PLACEBO CONTROLLED STUDY ON HOMOEOPATHIC MEDICINES WITH PHYSIOTHERAPY FOR PAIN MANAGEMENT IN CASES OF OSTEOARTHRITIS.	MAYUR PRAJAPATI	NOOTAN HOMOEOPATHIC MEDICAL COLLEGE & HOSPITAL, GUJARAT
44	PHARMACOGNOSTICAL EVALUATION AND STANDARDIZATION OF HOMOEOPATHIC MOTHER TINCTURE OF Â€ŒLAGENARIA SICERARIA (BOTTLE GOURD) Â€ Â€ “A NEW HOMOEOPATHIC DRUG: A FUNDAMENTAL STUDY.	MEMAN ANAS FAIJALBHAI	SMT MALINI KISHORE SANGHVI HOMOEOPATHIC MEDICAL COLLEGE, GUJARAT
45	AN EXPERIMENTAL STUDY TO ASSESS THE EFFECTIVENESS OF HOMOEOPATHIC COCCUS CACTI IN EXTERMINATION OF MEALY BUGS (MACONELLICOCCUS HIRSUTUS) IN HIBISCUS ROSA SINENSIS.	MOHAMMAD ABDUL MOHMEEN	MNR HOMOEOPATHIC MEDICAL COLLEGE AND HOSPITAL, TELANGANA
46	INVITRO STUDY OF ANTIBACTERIAL ACTION OF RHUSTOX 30 AND 200 POTENCIES AGAINST SALMONELLA TYPHI.	NAVAJOTHIKA	SARADA KRISHNA HOMOEOPATHIC MEDICAL COLLEGE, TAMIL NADU
47	EFFICACY OF CALCAREA SULPHURICA 30 CH IN THE TREATMENT OF PUSTULAR ACNE VULGARIS: A DOUBLE-BLIND, RANDOMIZED, PLACEBO-CONTROLLED PILOT TRIAL.	NAZRANA PARVEEN	D.N. DE HOMOEOPATHIC MEDICAL COLLEGE & HOSPITAL, WEST BENGAL

S.NO.	TITLE	NAME OF STUDENT	NAME OF COLLEGE
48	AN OPEN LABEL STUDY TO ASSESS THE ROLE OF INDIVIDUALIZED HOMOEOPATHIC MEDICINES IN TREATING CASES OF MOLLUCUM CONTAGIOSUM.	NIKITA GOYAL	DR. M.P.K HOMOEOPATHIC MEDICAL COLLEGE HOSPITAL & RESEARCH CENTRE, RAJASTHAN
49	A RANDOMIZED CONTROLLED STUDY TO ASSESS THE EFFECTIVENESS OF CROCUS SATIVUS IN MANAGING Â€˜ASTHENOPIAÂ€™ AMONG TECH HUB EMPLOYEES IN URBAN REGION OF SANGAREDDY DISTRICT THROUGH ASTHENOPIA SYMPTOM SCALE.	OWAIS AHMED KHAN	MNR HOMOEOPATHIC MEDICAL COLLEGE AND HOSPITAL, TELANGANA
50	AN EXPERIMENTAL STUDY IN ENHANCING LUFFA ACUTANGULA YEILD THROUGH KALIUM NITRICUM 6C.	P.SAI VARSHA	MNR HOMOEOPATHIC MEDICAL COLLEGE AND HOSPITAL, TELANGANA
51	AN EXPERIMENTAL STUDY ON THE ADEQUACY OF CLEMATIS ERECTA MOTHER TINCTURE (Q) IN CASES OF URINARY TRACT INFECTION.	PANCHAL DHRUVI VIJAYANAND	AHMEDABAD HOMOEOPATHIC MEDICAL COLLEGE, GUJURAT
52	AN EXPERIMENTAL STUDY TO ESTABLISH THE ROLE OF SALICYLICUM ACIDUM 30 CH IN CONTROLLING ANTHRACNOSE FUNGAL INFECTIONS IN PHASEOLUS VULGARIS.	PASHKE SHIVA TEJA	MNR HOMOEOPATHIC MEDICAL COLLEGE AND HOSPITAL, TELANGANA
53	TO ASSESS THE EFFECTIVENESS OF GUAIACUM OFFICINALE IN CERVICOGENIC HEADACHE IN AGE GROUP RANGING BETWEEN 20 TO 40 YEARS USING NUMERICAL RATING SCALE (NRS).	PRAGYA JAIN	DR. M.P.K HOMOEOPATHIC MEDICAL COLLEGE HOSPITAL & RESEARCH CENTRE, RAJASTHAN

S.NO.	TITLE	NAME OF STUDENT	NAME OF COLLEGE
54	A CLINICAL STUDY TO ASSESS THE EFFECTIVENESS OF LECITHINUM 3X IN FEMALES OF AGE GROUP 13 TO 24 YEARS SUFFERING FROM ANAEMIA.	RAJIT JAYESHBHAI KAMADIYA	PARUL INSTITUTE OF HOMOEOPATHY AND RESEARCH, GUJARAT
55	A PROSPECTIVE, RANDOMIZED AND COMPARATIVE STUDY ON EFFECTS OF INDIVIDUALISED HOMEOPATHIC MEDICINE VIS-A-VIS INDIVIDUALISED HOMEOPATHIC MEDICINE ALONG WITH CALCAREA FLUORICA 12X IN LUMBAR SPONDYLOSIS.	RAJNEESH KUMAR SINGH	DR. ABHIN CHANDRA HOMOEPATHIC MEDICAL COLLEGE & HOSPITAL, ODISHA
56	A PROSPECTIVE RANDOMISED CLINICAL TRIAL WITH INDIVIDUALISED HOMEOPATHIC MEDICINE VIS A VIS INDIVIDUALISED HOMEOPATHIC MEDICINE ALONG WITH KALIUM ARSENICOSUM IN PSORIASIS ON BASIS OF PASI SCORE.	RAKESH KUMAR ROUT	DR. ABHIN CHANDRA HOMOEPATHIC MEDICAL COLLEGE & HOSPITAL, ODISHA
57	CALCULATING LIKELIHOOD RATIO FOR SENSITIVITY TO NOISE IN CASE OF PHOSPHORUS AMONG THE CEREBRAL PALSY CHILDREN - CASE RECORD STUDY.	RATHOD RIYA ASHVINBHAI	SMT MALINI KISHORE SANGHVI HOMOEOPATHIC MEDICAL COLLEGE, GUJARAT
58	EXPLORING THE POTENTIAL OF ARANEA DIADEMA 30 IN PLANTAR FASCIITIS DUE TO CALCANEAL SPUR: A SINGLE-BLIND PLACEBO-CONTROLLED TRIAL.	SAIMA RAHMAN	PRATAP CHANDRA MEMORIAL HOMOEOPATHIC HOSPITAL & COLLEGE (PCMHHC), WEST BENGAL

S.NO.	TITLE	NAME OF STUDENT	NAME OF COLLEGE
59	AN OPEN LABEL PRO-SPECTIVE INTERVENTION-AL PRE-POST COMPARI-SON CLINICAL TRIAL TO EVALUATE THE EFFICACY OF INDIVIDUALISED HO-MOEOPATHIC MEDICINE IN 50 MILICIMAL POTENCY IN THE TREATMENT OF POLY CYSTIC OVARIAN SYNDROME.	SAIQUA PARWEEN	BENGAL HOMEOPATHIC MEDICAL COLLEGE & HOSPITAL, WEST BEN-GAL
60	BACH FLOWER REMEDIES AND INDIVIDUALIZED HO-MOEOPATHIC MEDICINES IN MILD TO MODERATE DEPRESSION, OPEN, RANDOMIZED FAC-TORIAL TRIAL.	SANIUL BISWAS	D.N. DE HOMOEOPATHIC MEDI-CAL COLLEGE & HOSPITAL, WEST BENGAL
61	STUDYING THE EFFICACY OF HOMOEOPATHY IN MANAGEMENT OF PAIN IN PATELLAR TENDINITIS BY USING VISA SCORE AMONG INDIAN CLAS-SICAL DANCERS - RAN-DOMIZED CONTROLLED STUDY.	SEEYA DHUPKAR	DHONDUMAMA SATHE HOMOEO-PATHIC MEDICAL COLLEGE, MAHA-RASHTRA
62	EFFECTIVENESS OF NI-TRIC ACID MOTHER TINC-TURE IN THE TREATMENT OF ORAL CANCER- INVI-TRO STUDY ON HUMAN ORAL CANCER CELL LINE (HSC-3).	SOWMIYA M	SIVARAJ HOMOEOPATHIC MEDICAL COLLEGE AND RESEARCH INSTI-TUTE, TAMIL NADU

S.NO.	TITLE	NAME OF STUDENT	NAME OF COLLEGE
63	IN-VITRO STUDY OF ANTI-DIABETIC AND ANTI-OXIDANT ACTIVITY OF ANDROGRAPHIS PANICULATA Q AND ITS ETHANOLIC CRUDE EXTRACT.	SREELAKSHMI K S	SARADA KRISHNA HOMOEOPATHIC MEDICAL COLLEGE, TAMIL NADU
64	EXPLORING THE ANTIDEPRESSIVE PROPERTY OF CLITORIA TERNETIA - A NEW HORIZON IN HOMOEOPATHIC MEDICINE.	SREELAKSHMI.K	VINAYAKA MISSION HOMOEOPATHY MEDICAL COLLEGE & HOSPITAL, TAMIL NADU
65	EFFECT OF PREDEFINED HOMOEOPATHIC MEDICINES ON THE PAIN INTENSITY IN FROZEN SHOULDER IN TYPE 2 DIABETICS IN THE AGE GROUP OF 40 - 70 YEARS-AN OBSERVATIONAL STUDY.	SRUJAN HIREMATH	A M SHAIKH HOMOEOPATHIC MEDICAL COLLEGE AND PG RESEARCH CENTRE, KARNATAKA
66	COMPARATIVE STUDY OF CALENDULA 200 AND HYPERICUM 200 IN MANAGEMENT OF LACERATIONS USING BATES-JENSEN WOUND ASSESSMENT TOOL.	SSWAMI SUHANI SUHAS	LATE MRS HOUSABAI HOMOEOPATHIC MEDICAL COLLEGE & HOSPITAL NIMSHIRGAON KOLHAPUR, MAHARASHTRA
67	TO STUDY THE EFFICACY OF INDIVIDUALIZED HOMOEOPATHIC MEDICINE IN THE MANAGEMENT OF GENERALIZED ANXIETY DISORDER IN THE ADULT AGE GROUP (18-45 YEARS): AN EXPERIMENTAL STUDY.	SUNASARA SHABBIR ALI HASAN ALI	MERCHANT HOMOEOPATHIC MEDICAL COLLEGE, GUJARAT

S.NO.	TITLE	NAME OF STUDENT	NAME OF COLLEGE
68	A COMPARATIVE STUDY TO ELICIT THE EFFICACY OF MAGNESIUM PHOSPHORICUM 3X,6X,30,200 IN CICER ARIETINUM IN EMBRACING THE PRODUCTIVITY AGAINST CONVENTIONAL FERTILIZER NPK.	SURYA. N	SARADA KRISHNA HOMOEOPATHIC MEDICAL COLLEGE, TAMIL NADU
69	AN INTERVENTIONAL STUDY TO ASCERTAIN THE IMPACT OF INDIVIDUALISED HOMOEOPATHIC MEDICINES IN THE CASES OF PLAQUE PSORIASIS.	SWASSTI	SRI GANGANAGAR HOMOEOPATHIC MEDICAL COLLEGE HOSPITAL AND RESEARCH INSTITUTE, TANTIA UNIVERSITY, RAJASTHAN
70	A CLINICAL STUDY TO EVALUATE THE EFFECTIVENESS OF CHENOPODI GLAUCI APHIS IN THE TREATMENT OF DENTIN HYPERSENSITIVITY IN COMPARISION WITH DESENSITIZING TOOTHPASTE.	T. UDAYASREE	MNR HOMOEOPATHIC MEDICAL COLLEGE AND HOSPITAL, TELANGANA
71	A CLINICAL VERIFICATION STUDY OF “EFFICACY OF RANUNCULACEAE FAMILY IN TREATMENT OF MAJOR DEPRESSIVE DISORDER.”	VAGHANI MAHEK JIGNESHBHAI	VIDHYADEEP HOMOEOPATHIC MEDICAL COLLEGE AND RESEARCH CENTER, GUJARAT
72	EFFECTIVENESS OF INDIVIDUALIZED HOMOEOPATHIC MEDICINE AS AN ADD ON THERAPY IN TREATMENT OF TYPE II DIABETES MELLITUS: A RANDOMIZED.	VIDHI MURLIDHAR MEHTANI	MOTIWALA (NATIONAL) HOMOEOPATHIC MEDICAL COLLEGE, MAHARASHTRA

S.NO.	TITLE	NAME OF STUDENT	NAME OF COLLEGE
73	TO STUDY THE EFFICACY OF HOMOEOPATHIC MEDICINES IN MANAGEMENT OF POST DURAL PUNCTURE HEADACHE CAUSED AFTER SURGERY DUE TO SPINAL ANESTHESIA.	VISHLAVATH POOJITHA RAJ	HAMSA HOMEOPATHY MEDICAL COLLEGE, HOSPITAL & RESEARCH CENTER, TELANGANA
74	ENHANCEMENT OF DROUGHT STRESS RESISTANT CAPACITY IN CUCUMIS SATIVUS BY ACONITE NAPELLUS 200.	YAMINI.I	SARADA KRISHNA HOMOEOPATHIC MEDICAL COLLEGE, TAMIL NADU
75	EXPLORING THE PHYTOCHEMICAL COMPOSITION OF HOMOEOPATHIC PREPARATION FROM CURCUMA AROMATICA.	Z. RAJA MYDEEN	SARADA KRISHNA HOMOEOPATHIC MEDICAL COLLEGE, TAMIL NADU
76	AN EXPERIMENTAL STUDY ON REACTIVE OXYGEN SPECIES SCAVENGING CAPACITIES OF HOMOEOPATHIC METAL GROUP REMEDIES IN PHASELOUS VULGARIS UNDER COMBINED DROUGHT AND HEAT INDUCED OXIDATIVE STRESS.	S.ELAKKIYA	MARTIN HOMOEOPATHY MEDICAL COLLEGE AND HOSPITAL, TAMIL NADU

Awardees of CCRH Scholarship for "Quality MD Dissertation in Homoeopathy" 2024-2025

S. NO.	NAME OF THE CANDIDATE	TITLE OF DISSERTATION	NAME OF THE COLLEGE
1	Dr. TANYA RAI	EFFECTIVENESS OF INDIVIDUALISED HOMOEOPATHIC MEDICINES VERSUS CALCAREA FLOURICA 6X IN THE TREATMENT OF OSTEOARTHRITIS: AN OPEN-LABEL RANDOMISED, PRAGMATIC CLINICAL TRIAL	GOVERNMENT HOMOEOPATHIC MEDICAL COLLEGE AND HOSPITAL, BHOPAL, MADHYA PRADESH
2	Dr. R. SAIRAM	A STUDY ON X-RAY AS A DRUG AND IT'S CLINICAL UTILITY	J.S.P.S. GOVT. HOMOEOPATHIC MEDICAL COLLEGE, HYDERABAD, TELANGANA
3	Dr. GREESHMA SS	EFFICACY OF GYMNEMA SYLVESTRE 200 IN STREPTOZOTOCIN INDUCED DIABETES MELLITUS IN ALBINO RATS MODEL	SARADA KRISHNA HOMOEOPATHIC MEDICAL COLLEGE, KULASEKHARAM, TAMIL NADU
4	Dr. GOKUL KRISHNAN GS	EFFECT OF INDIVIDUALISED HOMOEOPATHIC MEDICINES IN THE MANAGEMENT OF PATIENTS WITH AZOOSPERMIA- A PROSPECTIVE QUASI EXPERIMENTAL STUDY	GOVT. HOMOEOPATHIC MEDICAL COLLEGE, KOZHIKODE, KERALA
5	Dr. JAYANTHDEVAN V.	EVALUATION OF ANGIOGENIC EFFECTS OF BELLIS PERENNIS 12X, 6CH, 30CH USING THE CHORIOALLANTOIC MEMBRANE ASSAY	SARADA KRISHNA HOMOEOPATHIC MEDICAL COLLEGE, KULASEKHARAM, TAMIL NADU
6	Dr. SAMRIDHI SHARMA	A PROSPECTIVE OBSERVATIONAL STUDY TO ASSESS THE ROLE OF INDIVIDUALIZED HOMOEOPATHIC MEDICINE IN ALOPECIA	SWASTHYA KALYAN HOMOEOPATHIC MEDICAL COLLEGE & RESEARCH CENTER, JAIPUR, RAJASTHAN
7	Dr. PRIYA	USEFULNESS OF INDIVIDUALIZED HOMOEOPATHIC MEDICINES IN THE TREATMENT OF ACNE VULGARIS: A PROSPECTIVE OBSERVATIONAL STUDY	BAKSON HOMOEOPATHIC MEDICAL COLLEGE & HOSPITAL, GREATER NOIDA, UTTAR PRADESH
8	Dr. PREM DEESHNA PRITAM	THE EFFECTIVENESS OF HOMOEOPATHIC MEDICINES IN THE MANAGEMENT OF BENIGN PATHOLOGICAL OVARIAN MASSES: AN EXPLORATORY CLINICAL STUDY	NATIONAL HOMOEOPATHY RESEARCH INSTITUTE IN MENTAL HEALTH, KOTTAYAM, KERALA

S. NO.	NAME OF THE CANDIDATE	TITLE OF DISSERTATION	NAME OF THE COLLEGE
9	Dr. S. P. MARY ADHARSHNA	A COMPARITIVE STUDY OF INHIBITORY EFFECTS OF SWIETENIA MACROPHYLLA AND SYZYGIUM JAMBOLANUM ON HYDROLYZING ENZYMES	VINAYAKA MISSION'S HOMOEOPATHIC MEDICAL COLLEGE & HOSPITAL, TAMIL NADU
10	Dr. AVANTHI M	SPECTROSCOPIC CHANGES IN THE QUALITY OF HOMOEOPATHIC DILUTIONS DUE TO EXTERNAL STIMULI	VINAYAKA MISSION'S HOMOEOPATHIC MEDICAL COLLEGE & HOSPITAL, TAMIL NADU
11	Dr. CHITRAM UMASHANKAR	IN VITRO EVALUATION FOR ANTIMICROBIAL ACTIVITY OF SELECTED HOMOEOPATHIC MEDICINE ACIDUM MURIATICUM IN 6CH, 12CH, 30CH, 200CH, 1M, 50M POTENCIES AGAINST SALMONELLA TYPHI	BHARTI VIDYAPEETH (DEEMED TO BE UNIVERSITY) HOMOEOPATHIC MEDICAL COLLEGE & HOSPITAL & RESEARCH CENTER, PUNE, MAHARASHTRA
12	Dr. RISHABH DIXIT	A RANDOMISED PARALLEL ARM CLINICAL STUDY TO ASSESS THE EFFECTIVENESS OF HOMOEOPATHIC MEDICINE GNAPHALIUM Q VIS-A-VIS 30C POTENCY IN PAIN MANAGEMENT OF CASE OF SCIATICA	DR. MADAN PRATAP KHUNTETA HOMOEOPATHIC MEDICAL COLLEGE HOSPITAL & RESEARCH CENTER, JAIPUR, RAJASTHAN
13	Dr. MONICA N A N D K U M A R KHACHANE	AN EVALUATION OF CHELATING ACTION OF STANDARDIZED HOMOEOPATHIC MEDICINE PULSATILLA NIGRICANS AGAINST IRON TOXICITY INDUCED IN ZEBRAFISH (DANIO RERIO)	BHARTI VIDYAPEETH (DEEMED TO BE UNIVERSITY) HOMOEOPATHIC MEDICAL COLLEGE, PUNE, MAHARASHTRA
14	Dr. VARADALAKSHMI P B	A CLINICAL STUDY TO DETERMINE THE EFFICACY OF THE REPERTORIUM HOMOEOPATHICUM SYNTHETICUM 9.1 IN THE MANAGEMENT OF MILD INTELLECTUAL DEVELOPMENTAL DISABILITY	SARADA KRISHNA HOMOEOPATHIC MEDICAL COLLEGE, KULASEKHARAM, TAMIL NADU
15	Dr. APOORVA SAXENA	A COMPARATIVE APPROACH THROUGH CROSS REPERTORISATION FOR THE WORKING METHODOLOGY OF BOENNINGHAUSEN'S THERAPEUTIC POCKET BOOK & BOENNINGHAUSEN'S CHARACTERISTICS & REPERTORY FOR MANAGEMENT OF GASTRO-ESOPHAGEAL REFLUX DISEASE	DR. MADAN PRATAP KHUNTETA HOMOEOPATHIC MEDICAL COLLEGE HOSPITAL & RESEARCH CENTER, JAIPUR, RAJASTHAN

MD SCHOLARSHIP AWARDEES ABSTRACT

Abstract-1

EFFECTIVENESS OF INDIVIDUALISED HOMOEOPATHIC MEDICINES VERSUS CALCAREA FLUORICA 6X IN THE TREATMENT OF OSTEOARTHRITIS: AN OPEN-LABEL, RANDOMISED, PRAGMATIC CLINICAL TRIAL

Dr. Tanya Rai

MD Scholarship Awardee, Government Homoeopathic Medical College and Hospital, Bhopal

Under the guidance of

(Prof.) Dr. Sindhu Suryawanshi, Department of Materia Medica,

Government Homoeopathic Medical College and Hospital, Bhopal

Background- Osteoarthritis is characterized by the destruction of joint cartilage. As the cartilage deteriorates, the bones of the joint begin to push against each other, causing pain and stiffness, often hindering or limiting movement. The joints which bear most of the weight of body is affected by osteoarthritis such as hip, knee, vertebra, and hand, it is a disease of cartilage in which interleukin play an important role.

Primary objective of the study was to find out the effectiveness of Individualized Homoeopathic Medicine (IHM) versus Calcarea flour. 6X (CF) in management of osteoarthritis.

Materials and methods- This prospective, open label, randomized controlled trial was conducted at Govt. Medical Homoeopathic College, Bhopal, Madhya Pradesh over a period of one year. A total of 60 patients with Osteoarthritis were randomized to receive Individualised Homoeopathic Medicine (IHM) or Calcarea Fluorica 6X (CF) and outcome assessment was done using Western Ontario and McMaster Universities Osteoarthritis Index (WOMAC) & Numerical Rating Scale (NRS) scales.

Result- In this study, we observed there was no significant difference in WOMAC score between IHM and CF group (76.23±3.90 vs. 76.06±3.70; P=0.866) and NRS score between IHM and CF group (6.46±1.56 vs. 6.20±1.12; P=0.453) at baseline therefore comparable. In IHM compared to CF group at 2-month (65.60±4.03 vs. 70.23±2.99; P<0.0001), 4-month (58.00±3.18 vs. 65.53±1.77; <0.0001), and 6-month (55.06±1.52 vs. 56.63±1.69; P<0.0001). We also observed a significant decrease in NRS score at 2-month (4.63±1.29 vs. 5.73±1.04; P=0.001), 4-month (3.36±1.37 vs. 5.13±1.19; <0.0001), and 6-month (2.20±1.32 vs. 4.63±1.27; P<0.0001) compared to baseline in both IHM and CF group (P<0.0001).

Conclusion: Both Individualized Homoeopathic medicine as well as Calcarea Fluor. are effective in reducing pain and functional outcomes in patients with osteoarthritis. However, individualized Homoeopathic treatment provided a better effectiveness than Calcarea Fluor. On the basis of statistical analysis and the value of probability derived from analysis, null hypothesis of no difference was accepted and the alternative hypothesis of probable difference was rejected.

Keywords: Osteoarthritis, Calcarea Fluorica, Individualised Homoeopathic medicine, Homoeopathy, WOMAC, NRS.

Abstract-2

A study on X-ray as a drug and it's clinical utility

Dr. R. Sairam

MD Scholarship Awardee, JSPS Government Homoeopathic Medical College, Hyderabad

Under the guidance of

(Prof.) J. Vinod Kumar, Department of Materia Medica, JSPS Government Homoeopathic medical college, Hyderabad

Introduction - Homoeopathy uses remedies from various sources, including animals, plants, minerals, and imponderable agents like Magnetis Polus Australis, electricity, and X-ray. These imponderable agents, when potentized, can have significant therapeutic effects. Hahnemann noted in the Organon that even these agents can produce strong medicinal effects. Potentized remedies, including X-ray, are considered superior to their crude forms, similar to traditional remedies like Aurum, Lycopodium, Silicea, and Sulphur.

This study explores the practical applications of X-ray in Homoeopathic practice.

Material and Methods: 30 randomly selected cases with acute and chronic cases of all age group and genders. This study does not involve the patient with surgical emergencies and advance pathologies .X-ray was prescribed in different potencies based upon the requirement of the case

Results: T-test is used for statistical analysis of the study, and the calculated t value (9.0909) is >table value at 29 degrees of freedom at at the level of 5% significance (2.05). So the result is highly significant.

Conclusion: In my study, I observed that X-ray is more effective in treating certain skin conditions, particularly those diagnosed with the following characteristics:

Affected areas located on the soles, hard thickened skin, deep cracks with bleeding, scaling, and fissuring. Additionally, X-ray has shown promising results in addressing pigmentation, especially on the face, caused by repeated sun exposure. Positive outcomes were also observed in cases related to the musculoskeletal system.

Although the review of literature suggests that X-ray has potential uses in treating conditions such as leukemia, sterility, depression, aplastic anemia, and adverse effects of repeated X- rays, this study did not examine its efficacy in these areas. I suggest that future research explores its therapeutic use in these conditions to further validate its applications. To maximize the efficacy of the X-ray, further studies should be conducted using larger sample.

Abstract-3

EFFICACY OF GYMNEMA SYLVESTRE 200 IN STREPTOZOTOCIN INDUCED DIABETES MELLITUS IN ALBINO RATS MODEL

Dr. Greeshma SS

MD Scholarship Awardee, Sarada Krishna Homoeopathic Medical College, Kulasekharam

Under the guidance of Dr. C. R. Krishnakumari Amma, Department of Materia Medica, Sarada Krishna Homoeopathic Medical College, Kulasekharam

BACKGROUND

Diabetes mellitus is a significant global health issue that affects millions of people around the world. It is a chronic metabolic disorder characterized by high blood sugar levels due to either insulin deficiency or insulin resistance. Gymnema Sylvestre (GS), a well-known medicinal plant, has been traditionally used for its anti-diabetic properties. The research focuses on its impact on blood glucose level and pancreatic health, aiming to explore its potential as a Homoeopathic remedy for diabetes management.

METHODOLOGY

The antidiabetic activity was studied by using streptozotocin induced diabetic wistar albino rats. Which was weighing around 120-220 grams were divided into four equal groups, with six rats in each. Group 1 served as the control group, Group 2 without treatment as diabetes control, Group 3 received the standard hyperglycemic drug Glibenclamide, and Group 4 was given a Homoeopathic dilution of Gymnema sylvestre 200 for a period of forty days, random blood sugar levels were measured using a digital glucometer at regular intervals, specifically at the end of each week.

RESULT

The Gymnema Sylvestre 200 treated group exhibited a significant reduction in blood glucose levels ($p<0.05$) along with pancreatic beta-cell regeneration, suggesting its potential for pancreatic repair.

CONCLUSION

It is quite evident from our result that homoeopathic medicine Gymnema sylvestre 200 is effective for Diabetes mellitus, in streptozotocin induced diabetic albino rats.

KEYWORD

Diabetes mellites, Glibenclamide, Gymnema sylvestre, Streptozotocin.

Abstract-4

EFFECT OF INDIVIDUALISED HOMOEOPATHIC MEDICINES IN THE MANAGEMENT OF PATIENTS WITH AZOOSPERMIA – A PROSPECTIVE QUASI EXPERIMENTAL STUDY

Dr. Gokul Krishnan GS
MD Scholarship Awardee, Govt. Homoeopathic medical College, Kozhikode,
Under the guidance of Prof. (Dr) Thara K, Department of Materia Medica, Govt. Homoeopathic medical College, Kozhikode,

INTRODUCTION

Infertility, with its psychological, social, and financial burdens, affects numerous individuals worldwide. Azoospermia, a significant cause of male infertility, offers limited conventional treatment options. It is characterized by the complete absence of sperm in ejaculate, affecting approximately 1% of men and 10-15% of infertile males. Distinguishing obstructive from non-obstructive azoospermia involves a comprehensive diagnostic process, including medical history, physical examination, semen analysis, hormonal assessments, genetic tests, and imaging studies. Currently, assisted reproductive techniques are the primary treatment option for azoospermia, but their high cost restricts access for many. In contrast, Homoeopathy is gaining recognition as a potential therapeutic alternative. However, there is a paucity of literature on Homoeopathic approaches to azoospermia and this study aims to contribute to this knowledge gap.

OBJECTIVES

The objective of this study is to determine the proportion of patients with azoospermia who develop detectable sperms in semen after treatment with individualised homoeopathic medicines.

METHODOLOGY

A prospective clinical study was conducted at the Government Homoeopathic Medical College, Kozhikode, involving 38 patients aged 21 to 50 who met azoospermia diagnostic criteria. Semen and hormonal parameters were assessed before and after therapy. Individual totality were constructed, and repertorization was performed with synthesis repertory using RADAR software. The final remedy selection was made after comparison with Homoeopathic Materia Medica. Treatment outcomes were evaluated based on the presence of detectable sperm in seminal analysis and FSH levels assessed at 6th, 12th, 18th, and 24th weeks post-administration of individualized Homoeopathic medicines. The McNemar test was used for statistical analysis on the effect of intervention on the proportion of sperms detected.

RESULTS

Results showed that 6 out of 38 azoospermic cases exhibited detectable sperms during treatment. During treatment period the proportion of cases tested positive for detectable sperm has increased from 0% to 16%. Statistical analysis using the McNemar test provided a statistically significant result ($P < 0.05$). However, the impact of intervention on hormonal parameters, analyzed through repeated measures ANOVA, was non-significant.

CONCLUSION

The study found out that individualised Homoeopathic medicines have a promising effect in managing azoospermia.

Keywords: Homoeopathy; Individualised medicine; Infertility; Azoospermia; Semen analysis.

Abstract-5

"EVALUATION OF ANGIOGENIC EFFECTS OF BELLIS PERENNIS 12X, 6CH, 30CH USING THE CHORIOALLANTOIC MEMBRANE ASSAY

Dr. Jayanthdevan V

MD Scholarship Awardee, Sarada Krishna Homoeopathy Medical College

Under the guidance of Dr. Winston Vargheese. V, Department of Materia Medica

Sarada Krishna Homoeopathy Medical College, Kulasekharam

Background: Hormesis is the biological response of an organism for a particular dosage of a substance. The lower the dose it stimulates and higher the dose it inhibits. Homoeopathic larger doses are lower potencies and smaller doses are higher potencies. Burnett prescribed Bellis Perennis for breast and uterine tumours which suggest it could be due to the antiangiogenic property and clinically it is used for healing of fractured bone which may be due to angiogenic property. This experiment deals with the dose depended effect of Bellis Perennis in on In Ovo Chick Chorioallantoic Membrane Assay.

Objective: To evaluate the Hormesis effect of Bellis Perennis 12X, 6CH, 30CH by assessing the angiogenic effect in chorioallantoic membrane assay.

Methods: CAM assay was done following the standard protocol and the antiangiogenic and angiogenic effect of Bellis Perennis in 12X, 6CH, and 30CH was assessed by counting the number of vessels and densitometry study using Image J software at 24h, 48h, and 72h. Histological study was carried out under light microscopy for tissue thickening.

Results: Bellis Perennis had antiangiogenic property in 12X and angiogenic property in 6CH and 30CH

Conclusion: Bellis Perennis shows potency depended angiogenic activity.

Keywords: Angiogenesis, Antiangiogenic, Bellis Perennis, Chorioallantoic membrane Assay, Homoeopathy, Hormesis.

Abstract-6

A PROSPECTIVE OBSERVATIONAL STUDY TO ASSESS THE ROLE OF INDIVIDUALIZED HOMOEOPATHIC MEDICINE IN ALOPECIA

Dr. Samridhi Sharma

MD Scholarship Awardee, Swasthya Kalyan Homoeopathic Medical College & Research Centre, Jaipur

Under the guidance of Dr. Anshul Chahar, Associate Professor & H.O.D, Department of Practice of Medicine, Swasthya Kalyan Homoeopathic Medical College & Research Centre, Jaipur

Background: Due to paucity of research work in field of homoeopathy for alopecia & limited scope of modern medicine which also had side effects, this study was conducted to provide evidence of cases treated of alopecia by individualized homoeopathic medicine.

Objective: To assess the role of individualized homoeopathic medicine in Case of alopecia & to determine the significant etiological factors which are responsible for alopecia.

Methodology: The observational study includes 63 clinically diagnosed cases of alopecia, which were administered the homoeopathic medicine selected on the basis of totality of symptoms. Pre & post treatment photograph assessment was done using standardized 7-point improvement scale. A self-made tool, alopecia scoring scale was prepared, whose reliability was determined using cronbach's alpha coefficient and validity was confirmed using pearson's correlation coefficient through pilot study. The scores obtained from alopecia scoring scale, before and after treatment, were compared. Hair loss questionnaire was applied to find out significant etiological factors responsible for alopecia.

Results: Pre & post treatment photographs visual assessment using standardized seven-point rating scale shows 80% cases of alopecia showed improvement. The comparison of alopecia scoring scale from baseline to 3 months in 63 patients using the paired t-test showed significant improvement (mean decrease ± standard error: 2.397 ± 1.854; 95% confidence interval CI: 1.93 to 2.86 P = 0.001). The result showed that homoeopathic medicines does have effect on alopecia i.e. reduction in hairfall, itching, dandruff, hairpull test. The most prescribed medicines were Natrium Muriaticum (30.16%) and Lycopodium Clavatum (23.81%).

accounting to 53.97% of the total medicines. Major cause responsible for alopecia was found in majority of cases i.e. 17.46% was due to stress which was followed by the persons in which it developed after typhoid i.e. in 15.87%.

Conclusion: Homoeopathic medicines were effective in treating cases of alopecia.

Abstract-7

Usefulness of Individualized Homoeopathic Medicines in the Treatment of Acne Vulgaris: A Prospective Observational Study

Dr. Priya

MD Scholarship Awardee, Bakson Homoeopathic Medical College & Hospital, Greater Noida

Under the guidance of Dr. Anamika Bakshi, Department of Practice Of Medicine,

Bakson Homoeopathic Medical College & Hospital, Greater Noida

Background: Acne vulgaris is an extremely common disease with an increased prevalence among adolescents. It is estimated to affect 9.4% of the global population, making it the 8th most prevalent disease worldwide.

Objectives:

Primary Objective - To study the usefulness of individualized homoeopathic medicines in treating Acne vulgaris.

Secondary Objective - To obtain a group of homoeopathic medicines most useful in cases of acne vulgaris.

Materials and Methods: A prospective, observational study was conducted at Dr. D. P.

Rastogi Central Research Institute for Homoeopathy, Noida. Total 55 cases were initially screened, 40 cases enrolled, 6 were dropped and 34 patients included in the study. Individualized homoeopathic medicines were prescribed in centesimal potencies following homoeopathic principles. The Global acne grading system (GAGS) Score was analyzed and evaluated by using Paired- t test to determine change in score of GAGS after prescribing homoeopathic medicines. Thirty-four cases completed the follow-up of 6 months.

Result: The comparison of GAGS score from baseline to 6 months in 34 patients using the paired t-test showed significant improvement in the overall GAGS of the patients (mean increase ± standard error: 10.25 ± 1.024; 95% confidence interval CI, P = < 0.001). A total of 34 patients demonstrated a highly significant reduction in total lesion count following homoeopathic treatment. Natrum muriaticum (23%), Hepar sulphuricum (11%), and Sulphur (12%) were the most frequently used remedies. Most affected age group 15-19 years (n = 19, 56%). Females (56%, n = 19) were more affected than male.

Conclusion: In the present study, we found that Individualized homoeopathic medicines shown positive results in acne vulgaris. Further, studies with a bigger sample size and randomized placebo-controlled trials might be carried out to confirm the findings.

Keywords

Acne vulgaris, GAGS, Homoeopathic medicines, Individualization, Observational study.

Abstract-8

THE EFFECTIVENESS OF HOMOEOPATHIC MEDICINES IN THE MANAGEMENT OF BENIGN PATHOLOGICAL OVARIAN MASSES: AN EXPLORATORY CLINICAL STUDY

Dr. Prem Deeshna Pritam

MD Scholarship Awardee, National Homoeopathy Research Institute In Mental Health, Kottayam

Under the guidance of Dr. Vinitha E.R, Department of Practice Of Medicine,

National Homoeopathy Research Institute In Mental Health, Kottayam

Background: Pathological ovarian masses are non-functional and persistent. They are surgically dealt by cystectomy, ovariotomy, laparoscopic dissection or hysterectomy with bilateral removal of adnexa in older women. This clinical study is aimed to evaluate the effectiveness of homoeopathic medicines in the reduction in size of benign pathological ovarian masses.

Methods: 36 diagnosed cases of benign pathological ovarian masses received Individualized Homoeopathic medicines and changes in the size of the ovarian cysts assessed with pre and post ultrasonography reports after one year of Homoeopathic intervention. Changes in the severity of dysmenorrhoea were assessed using WaLIDD score, and MYMOP Score was used for symptomatic assessment. Changes in the size of the ovarian masses, dysmenorrhoea and MYMOP score were statistically analysed with Paired t test. Pre- post comparison of the change in the number of cysts was analysed using Wilcoxon signed rank test.

Results: Out of 43 cases, 7 dropped out. Remaining 36 cases showed statistically significant improvement in reduction in size of the ovarian masses, dysmenorrhoea rating score and MYMOP score ($P< 0.001$). Cyst was completely resolved in 7(19.4%) patients, 16(44.4%) had reduction in size of the cysts, 9(25%) didn't improve and 3(0.083%) patients showed simple cysts at the end of treatment and one remained status quo. In 5 out of 6 patients CA- 125 levels returned to normal levels during the treatment.

Conclusion: The study shows the effectiveness of individualised Homoeopathic medicines in reducing the size of the benign pathological ovarian masses. There was symptomatic relief and reduction in CA 125 levels. The result of the study reflects the positive role of individualized homoeopathic remedy in the treatment of benign pathological ovarian masses. Studies with bigger sample size and longer follow ups are warranted for further validation.

Keywords: CA 125, Ovarian cyst; Endometriotic cyst; WaLIDD score; Homoeopathy.

Abstract-9

A Comparative study of inhibitory effects of Swietenia macrophylla and Syzygium jambolanum on hydrolyzing enzymes.

Dr. SP Mary Adharshna

MD Scholarship Awardee, Vinayaka Mission's Homoeopathic Medical College & Hospital

Under the guidance of Prof. Dr. K. Rajamanickam, Department of Homoeopathic Pharmacy, Vinayaka Mission's Homoeopathic Medical College & Hospital

Background: Postprandial hyperglycemia plays a pivotal role in elevating HbA1c levels in individuals with Type 2 Diabetes Mellitus, thereby increasing cardiovascular risk. In this context, natural enzyme inhibitors present a promising avenue for alternative therapeutic intervention.

Introduction: Swietenia macrophylla seeds are documented to possess notable antidiabetic properties. The present study investigates the enzyme-inhibitory potential of a homoeopathically prepared ethanolic extract of Swietenia macrophylla, in comparison with Syzygium jambolanum and the conventional antidiabetic agent, metformin.

Materials and Methodology: Homoeopathic ethanolic extract of Swietenia macrophylla was prepared in accordance with homoeopathic pharmacopoeial standards and subjected to phytochemical analysis. Its inhibitory activity against α-amylase and α-glucosidase enzymes were evaluated alongside Syzygium jambolanum and standard metformin, employing established biochemical protocols. Statistical comparisons were performed using ANOVA followed by Tukey's post-hoc test.

Results: Swietenia macrophylla exhibited significant α-glucosidase inhibition (IC50=42.50 µg/ml) surpassing metformin (IC50=43.87 µg/ml). Swietenia macrophylla has also effectively inhibited α-amylase (IC50=81.17 µg/ml) than Syzygium jambolanum (IC50=120.8 µg/ml).

Discussion and Conclusion: The findings underscore the therapeutic potential of Swietenia macrophylla, particularly in inhibiting α-glucosidase, with efficacy comparable to metformin. These results warrant further clinical validation to substantiate its role in the integrative management of diabetes mellitus.

Keywords: α-amylase, α-glucosidase, Homoeopathy, Postprandial hyperglycemia, Swietenia macrophylla, Syzygium jambolanum.

Abstract-10

SPECTROSCOPIC CHANGES IN THE QUALITY OF HOMOEOPATHIC DILUTIONS DUE TO EXTERNAL STIMULI.

Dr. Avanthi Mahendran

MD Scholarship Awardee, Vinayaka Mission's Homoeopathic Medical College & Hospital

Under the guidance of Prof. Dr. K. Rajamanickam, Department of Homoeopathic Pharmacy, Vinayaka Mission's Homoeopathic Medical College & Hospital

Aim: Investigating the impact of environmental factors such as light, temperature, storage container, and strong odours on medicine quality using a Raman Spectrometer.

Methodology: The arsenicum album was prepared according to Hahnemannian Old Method class 7. Medicine is stored in various bottles and subjected to diverse circumstances. The bottles were monitored for 15, 30, and 60 days. Raman spectrometer analysis begins with the control sample, then FT Raman analysis of the following samples after adequate exposure. The research was conducted in association wit IIT Madras.

Results: At 15 days, the drugs were subjected to diverse external stimuli in their various containers. Preliminary testing has shown endocrine disruptors such as phthalates and Bisphenol A in medicine stored in high-density polyethylene and low-density polyethylene containers exposed to varying lighting and temperatures. After 30 days of preparation and exposure to the stimuli, the medicine in the polyethene bottles still contained endocrine-disrupting chemicals. The same results were seen in the third phase 60 days later.

Conclusion: The research suggests that Arsenicum album, a homoeopathic drug, at 6C potency is present. OH bonds may imply ethanol or phenol. After exposure to various temperatures and light sources, trace levels of phthalates were found in the drug, suggesting plastic polymers impacted it.

Abstract-11

In vitro evaluation for antimicrobial activity of selected Homoeopathic medicine Acidum Muriaticum in 6CH, 12CH, 30CH, 200CH, 1M, 50M potencies against Salmonella typhi

Dr. Chitram Umashankar

MD Scholarship Awardee, Bharati Vidyapeeth (Deemed to be University), Homoeopathic Medical College and Hospital, Pune

Under the guidance of Dr. Chetan H. Shinde, Department of Homoeopathic Pharmacy, Bharati Vidyapeeth (Deemed to be University) Homoeopathic Medical College and Hospital, Pune

Aims: The main aim of this study was to screen homoeopathic medicine Acidum Muriaticum in selected potencies for its preventive and curative antimicrobial action to use for the general management of typhoid by providing individualized homoeopathic treatment for symptomatic improvement with minimal complications leading to early recovery.

Methodology and results: Homoeopathic medicine Acidum Muriaticum in different Hahnemannian centesimal scale potencies (CH) - (6CH, 12CH, 30CH, 200CH, 1M, 50M) was evaluated for antimicrobial activity against Salmonella Typhi (S. Typhi) (MTCC-1264) using the agar well diffusion method. The diameter of the zone of inhibition was measured (in mm) and the potency of Acidum Muriaticum having high minimum inhibitory concentration (MIC) was determined by using various controls namely, positive control (azithromycin), negative control (nutrient broth + tetracycline), vehicle control (dispensing alcohol, which contains 90% ethanol as per Homoeopathic Pharmacopoeia of India) and blank control (distilled water) in the study. Homoeopathic medicine Acidum Muriaticum in different liquid potencies (6CH, 12CH, 30CH, 200CH, 1M, 50M) was screened. Results suggest that 6CH, 12CH and 30CH potencies of Acidum Muriaticum could inhibit the growth of S. Typhi. Acidum Muriaticum showed maximum growth inhibitory zone (GIZ) against S. Typhi in agar plates with 6CH, 12CH and 30CH potencies. Acidum Muriaticum in different potencies with different concentrations significantly showed MIC against S. Typhi, namely 6CH (1:2), 12CH (1:2) in 25 µL/mL and 30CH (1:1) in 50 µL/mL concentration, respectively.

Conclusion, significance and impact of study: The present study concludes that the homoeopathic medicine Acidum Muriaticum in 6CH, 12CH and 30CH potencies could inhibit S. Typhi as compared with azithromycin. Hence, it could be an alternative medicine to azithromycin, the antimicrobial drug against S. Typhi. However, further research is required to confirm the precise mechanism of action.

Keywords: Acidum Muriaticum, antimicrobial, Salmonella Typhi

Abstract-12

A RANDOMISED PARALLEL ARM CLINICAL STUDY TO ASSESS THE EFFECTIVENESS OF HOMOEOPATHIC MEDICINE GNAPHALIUM Q VIS-À-VIS 30C IN PAIN MANAGEMENT OF CASE OF SCIATICA

Dr. Rishabh Dixit
MD Scholarship Awardee, Dr. Madan Pratap Khunteta Homoeopathic Medical College, Hospital & Research Centre, Jaipur
Under the guidance of Prof (Dr.) Pramod Kumar Singh, Professor & HOD, Department of Homoeopathic Pharmacy, Dr. Madan Pratap Khunteta Homoeopathic Medical College, Hospital & Research Centre, Jaipur

Background:
Sciatica is pain radiating along the sciatic nerve (L4-S2), commonly seen in individuals in their fourth decade, with an annual incidence of 1%-5%. It results from pressure on the sciatic nerve. Gnaphalium is a lesser-known homoeopathic medicine indicated for sciatic nerve pain. The choice of homoeopathic medicine depends on both selection and potency, which requires further clinical evaluation.

AIM
To compare the effectiveness of homoeopathic medicine Gnaphalium Mother Tincture vis-à-vis Gnaphalium 30C potency for pain management in cases of Sciatica.

OBJECTIVE
1. To compare the effect of homoeopathic medicine Gnaphalium in Mother Tincture vis-à-vis 30C potency for pain management in cases of Sciatica on the basis of VAS (Visual Assessment Score) Scale.
2. To assess the effectiveness of homoeopathic medicine Gnaphalium Mother Tincture for pain management in cases of Sciatica on the basis of VAS (Visual Assessment Score) Scale.
3. To assess the effectiveness of homoeopathic medicine Gnaphalium 30C for pain management in cases of Sciatica on the basis of VAS (Visual Assessment Score) Scale.

Methodology:
A randomized controlled study was conducted at Dr. Girendra Pal Hospital and Research Centre, involving 70 Sciatica patients (Group A=35, Group B=35) selected based on inclusion and exclusion criteria. Patients received either Gnaphalium Mother Tincture or 30C as per randomization. Pain relief was assessed using VAS scores before and after treatment over a minimum of six visits within three months.

Results: Out of 70 patients, most were aged 31-40 years, female, from middle socioeconomic groups, and urban areas. Seven cases dropped out. Marked improvement was observed in 17 cases (24.28%), moderate in 40 (57.14%), and mild in 6 (8.5%). Mean VAS scores reduced significantly in both groups, with greater reduction in Group A (M=2.55, SD=0.675) than Group B (M=3.06, SD=1.076), indicating superior efficacy of the mother tincture.

Conclusion: Gnaphalium Mother Tincture was more effective than Gnaphalium 30C for pain management of Sciatica.

Keywords: Sciatica, VAS, Homoeopathic medicine, Gnaphalium, Mother Tincture.

Abstract-13

AN EVALUATION OF CHELATING ACTION OF STANDARDIZED HOMOEOPATHIC MEDICINE PULSATILLA NIGRICANS AGAINST IRON TOXICITY INDUCED IN ZEBRAFISH (DANIO RERIO)

Dr. Monica Nandkumar Khachane

MD Scholarship Awardee, Bharati Vidyapeeth (Deemed to be University) Homoeopathic Medical College, Pune

Under the guidance of Dr. Varsha Umesh Ghate, Department of Homoeopathic Pharmacy, Bharati Vidyapeeth (Deemed to be University) Homoeopathic Medical College, Pune

Background: Iron toxicity is commonly caused due to overdosing of iron prescriptions and over-the-counter medicines containing iron. Homoeopathic medicine Pulsatilla nigricans is indicated in iron overload due to the presence of flavonoids as one of its important phytoconstituents. This study was conducted to evaluate the chelating action of the homoeopathic medicine Pulsatilla nigricans against iron toxicity induced in Zebrafish.

Methodology: Three samples of Pulsatilla nigricans mother tinctures (MTA, MTB and MTC) procured from GMP-certified national and international manufacturing units and subjected to various qualitative and quantitative evaluations. Further, an in vivo experimental study was carried out to test the efficacy of Homoeopathic medicine Pulsatilla nigricans in different potencies (Q, 30C, 200C, 1M) along with standard control deferoxamine and vehicle control dispensing alcohol to determine chelation action against iron toxicity induced in Zebrafish which was quantified by ICP-MS.

Result: The sample MTA contains 1.18% w/w and 1.36% w/w of Quercetin and Rutin which was higher as compared to sample MTB and MTC. The final results indicate that MTA was of best quality. The in vivo experiment on Zebrafish revealed the gills of fish treated with Pulsatilla nigricans 1M showed the maximum reduction in iron concentration followed by 200 C and 30 C potency. SPSS 20.0 USA was used to analyze the data. ANOVA test was carried out for comparison among groups followed by Dunnet's test for pairwise comparison.

Conclusion: The variations in standardization parameters of Pulsatilla nigricans mother tinctures among the three GMP-certified manufacturing units anticipate the need to enhance rules and regulations for quality assessment of homoeopathic preparations. This research validates, Zebrafish offer an excellent and appropriate model for preclinical study. ICP-MS reveals that Pulsatilla nigricans have a chelation effect in all chosen potencies. Still, it additionally confirms the homoeopathic concept of potentization, which asserts that higher the potentization, greater the therapeutic power of the drug.

Abstract-14

A CLINICAL STUDY TO DETERMINE THE EFFICACY OF THE REPERTORIUM HOMOEOPATHICUM SYNTHETICUM 9.1 IN THE MANAGEMENT OF MILD INTELLECTUAL DEVELOPMENTAL DISABILITY

Dr. Varadalakshmi P B

MD Scholarship Awardee, Sarada Krishna Homoeopathic Medical College, Kulasekharam

Under the guidance of Dr. Suman Sankar. A.S., Department of Case Taking & Repertory,

Sarada Krishna Homoeopathic Medical College, Kulasekharam

ABSTRACT:

The study aims to evaluate the effectiveness of the Repertorium Homoeopathicum Syntheticum 9.1 in finding the appropriate homoeopathic treatment (similimum) for children with mild intellectual developmental disability (IDD). It focuses on assessing improvements in developmental and social maturity among treated children and gathering data on commonly used rubrics and remedies from the repertory.

The background highlights the challenges faced by children with mild IDD, including slower development and learning difficulties compared to their peers. Current supportive services are limited, and there is a lack of conclusive evidence regarding the use of Homoeopathy for IDD, prompting this study as a potential means of improving management.

The introduction highlights the challenges faced by children with mild IDD, including learning difficulties and slower developmental progress. Current support services are limited, emphasizing the need for effective treatment options, such as Homoeopathy, which may offer good tolerability and benefits.

In this prospective interventional study, 30 children aged 5 to 13 with IQs between 50 and 69 were selected based on clinical presentation and IQ testing. They underwent pre-assessments and were treated with Homoeopathic remedies tailored to their symptoms over six months, followed by post- assessments.

Results indicated that 17 children showed marked improvement, 12 had mild improvement, and one did not improve significantly. The most frequently prescribed remedies included Calcarea carbonica, Silicea, Lycopodium, and Baryta carbonica. Notable reductions in comorbid conditions like ADHD and anxiety were observed, with some children improving their IQ scores. The most frequently used rubrics focused on memory weakness and concentration difficulties.

The study suggests that the Repertorium Homoeopathicum Syntheticum 9.1 is useful for finding appropriate remedies for children with mild IDD, with observed improvements in their developmental and social maturity.

KEYWORDS:

Developmental Screening Test, Mild Intellectual Developmental Disability, Seguin form board test, Vanderbilt ADHD Diagnostic Parent Rating scale, Vineland Social Maturity Scale.

Abstract-15

A COMPARATIVE APPROACH THROUGH CROSS REPERTORISATION FOR THE WORKING METHODOLOGY OF BOENNINGHAUSEN'S THERAPEUTIC POCKET BOOK & BOENNINGHAUSEN'S CHARACTERISTICS & REPERTORY FOR MANAGEMENT OF GASTROESOPHAGEAL REFLUX DISEASE

Dr. Apoorva Saxena MD Scholarship Awardee, Dr. Madan Pratap Khunteta Homoeopathic Medical College, Hospital & Research Centre, Jaipur

Under the guidance of Dr. S. Bidwalkar , Department of Case Taking & Repertory, Dr. Madan Pratap Khunteta Homoeopathic Medical College, Hospital & Research Centre, Jaipur

Background: GERD is a severe and long-lasting condition, in which the gastroesophageal reflux causes repeated symptoms or leads to complications over time. Cross-repertorisation using one totality, is a method of repertorisation where a single totality of symptoms is used to repertorise a case from more than one repertory.

Objectives:

1. To assess effectiveness of homoeopathic medicine, selected with the help of routine repertorisation from BBCR in cases of GERD using GerdQ.
2. To assess effectiveness of homoeopathic medicine, selected with the help of cross-repertorisation from BTPB and BBCR in cases of GERD using GerdQ.
3. To assess clinical utility of cross-repertorisation by using Physician'sLIKERT scale.

Method: A prospective interventional clinical trial was conducted at Dr. Madan Pratap Khunteta Homoeopathic Medical College&Hospital, Jaipur. There were 90 patients divided into two groups,of 45 each. After dropouts,42 patients remained in each group. Routine repertorisation with BBCR was done in Group-A and Cross-repertorisation with one totality using both BTPB and BBCR was done in Group-B. Assessment tools were GerdQ score and Physician's LIKERT scale.

Results: GERD was found to be more common in the age group 30-35 years(27% patients) with male predominance(63%).Both heartburn and regurgitation were present 100% patients. Maximum patients showed presence of Mental stress(54%),habit of smoking/tobacco chewing(62%) and habit of spicy food intake(56%).Maximum were overweight(58%) and had a sedentary lifestyle(58%).In Group-A,Nux Vomica was prescribed to maximum number of patients(16%) followed by Sulphur(13%). Whereas, in group B, Nux Vomica was prescribed to maximum patients (20%) followed by Pulsatilla and Sulphur(13%each). After treatment out of 42 patients in Group-A, maximum i.e.,38% showed moderate improvement, 36% showed mild improvement,17% showed marked improvement,7% showed non-significant improvement in GERD whereas 2% were status-quo.In group-B out of 42 patients, maximum i.e., 36% showed moderate improvement, 33% showed mild improvement, 17% showed marked improvement & 5% showed non-significant improvement in GERD whereas 2% were status-quo.

A paired-t test was applied, on both the groups (Group-A & Group-B) to assess the effectiveness of Homoeopathic medicines in the treatment of cases of GERD. At 5% level of significance and 41 degree of freedom, $p<.001$, in Group-A, $t_{cal}=17.749$ and in Group-B, $t_{cal}=14.072$. An Independent-t test was applied to compare the after treatment scores of both the groups (Group-A &B) at 5%level of significance, and 82 degree of freedom, $p=0.855$, $t_{cal}=0.183$. Conclusion: Homoeopathic medicines are clinically effective in treating the cases of GERD. As per Physician's LIKERT scale,Cross-repertorisation method was more useful for physician in day to day practise in comparison to Routine repertorisation.

Key words: GERD, GerdQ, Cross-repertorisation, BTPB, BBCR, Physician's LIKERT scale.

Abstract-16

EFFECTIVENESS OF HOMOEOPATHIC TREATMENT OF MYOFASCIAL PAIN SYNDROME OF UPPER BACK AND NECK USING THE REPERTORY OF HOMOEOPATHIC MATERIA MEDICA BY KENT– AN OPEN LABEL CLINICAL OBSERVATIONAL STUDY

Dr. Mohua Datta

MD Scholarship Awardee, National Institute of Homoeopathy, Kolkata

Under the guidance of Dr. Amitava Samanta, Professor, Department of Case Taking & Repertory, National Institute of Homoeopathy, Kolkata

Background: Myofascial pain syndrome (MPS) is a common musculoskeletal condition, affecting up to 85% of the population at some point in their lives. Current treatments, including medications and non-pharmacological interventions like dry needling, often provide only temporary relief. Homoeopathic method of treatment has got ample scope in treating the cases of MPS as it treats the diseased individual than the disease itself, has no side effects and is cost effective. This study focused on examining the effectiveness of Homoeopathic treatment for MPS affecting the upper back and neck using the Repertory of Homoe opathic Materia Medica by Kent.

Methods: An open-label clinical observational study was conducted at the OPD and IPD of National Institute of Homoeopathy, West Bengal to assess the Homoeopathic treatment for myofascial pain syndrome (MPS) of upper back and neck. Forty patients received individualized Homoeopathic medicine after case taking and repertorisation using the Kent's Repertory. The outcome was measured using the Copenhagen Neck Functional Disability Scale (CNFDS) over three months, following an intention-to-treat approach.

Results: The paired t test for CNFDS score significantly reduced from 18.95 at the baseline to 10.65 after 3 months of treatment and Wilcoxon signed rank test applied for evaluating the Degree of Disability (Dod) at baseline and third month was also found to be statistically significant ($P < 0.05$). The frequently used medicines include Bryonia alba, Bellis Per, Sulphur etc.

Conclusion: Individualized Homoeopathic treatment based on Kent's Repertory showed promising results for Myofascial Pain Syndrome, significantly reducing pain, disability, and improving quality of life over three months.

Keywords - Myofascial pain syndrome, Trigger points, Homoeopathy, Homoeopathic medicines, Repertorisation, Homoeopathic Materia Medica, Copenhagen Neck Functional Disability Scale

Abstract-17

Understanding the Silicea mind through Complete Repertory and Clinical cases

Aarti Tanaji Wandre

MD Scholarship Awardee, Dr. M. L. Dhawale Memorial Homoeopathic Institute

Under the guidance of Dr. Nikunj Jani, Department of Case Taking & Repertory, Dr. M. L. Dhawale Memorial Homoeopathic Institute

BACKGROUND: The mind is responsible for processing thoughts, feelings & emotions, resulting in attitudes & actions. The health of the mind decides whether it affects positively or negatively so it is important to study the mind of a person. Silicea was selected as it is a common polycrest remedy & was mostly prescribed by the clinicians. Complete Repertory was selected as it is a modern repertory & its disadvantages are not verified.

AIM: Understanding the Silicea mind through clinical cases & representation in Complete Repertory to study mental expressions in the categories of Intellect, Emotions, Behavior & Subconscious.

OBJECTIVE: The objective was to study Silicea Mental state expressions at emotional, behavior, intellect & subconscious levels from clinical cases & compare them with representation in Complete Repertory.

MATERIALS & METHODS: This is a retrospective observational descriptive study utilized a case series design, analyzing OPD cases from diverse rural, urban & tribal backgrounds selected via simple random sampling method. Gap analysis was conducted to identify Silicea rubrics coverage, classified into Emotions, behavior, Subconscious & Intellect, compared them with Complete Repertory & assigned gradations based on frequency.

RESULT: Total no. of Silicea symptoms of 30 cases; Intellect-12 (5%), Emotions-169 (66%), Behavior-54 (21%), Subconscious-21 (8%). Rubrics present in Complete Repertory, but Silicea is not present: 39. Rubrics not present in Complete Repertory but seen in clinical cases: 62.

CONCLUSIONS: Silicea has 50-70% of its mental symptoms represented in the Complete Repertory, but 30% are missing. 62 new rubrics to be added of which Emotional– 48, Behavior-9, Subconscious-3, Intellect-2.

CONTRIBUTION TO HOMOEOPATHY: There are total 62 rubrics for symptoms to be added.

Highlighting the symptoms to be added in Complete Repertory with higher grades are as follows:

Emotional symptoms: Grade 4 – Anticipatory Anxiety

Grade 3 – Anxiety about children's future

Grade 2 – Image-conscious

Behavioral symptoms: Grade 4 – Responsibility

KEYWORDS: Silicea Terra, Mind chapter, Complete Repertory, Mental expressions

Abstract-18

EFFECTIVENESS OF HOMOEOPATHIC MEDICINE IN THE TREATMENT OF HYPOTHYROIDISM USING KENT'S REPERTORY: AN OPEN, OBSERVATIONAL, PROSPECTIVE CLINICAL STUDY

Dr. Garima Singh

MD Scholarship Awardee, National Institute of Homoeopathy, Kolkata

Under the guidance of Dr. Jitendra Kumar, Department of Case Taking & Repertory, National Institute of Homoeopathy, Kolkata

Background:

Hypothyroidism is a medical condition characterized by an insufficient production of thyroid hormones by the thyroid gland, resulting in various physiological and metabolic imbalances. Now a days hypothyroidism is very common health issues in world and in India. Females are more prone to get this ailment than males. Iodine deficiency continues to be a leading cause of hypothyroidism globally. In regions with adequate iodine levels, autoimmune disorders like Hashimoto's thyroiditis and iatrogenic factors (such as surgery or certain medications) are the most prevalent causes. Hypothyroidism is typically diagnosed through blood tests that measure levels of thyroid hormones (T3 and T4) and TSH. Thyroid-stimulating hormone (TSH) serves as the predominant hormonal regulator of thyroid gland growth and function.

This study investigated the effectiveness of Homoeopathic medicine in the treatment of Hypothyroidism using Kent's Repertory.

Method: An open, observational, prospective clinical study was conducted at National Institute of Homoeopathy West Bengal on 40 patients of Hypothyroidism between the age of 18 to 60 years. Medicine was prescribed on the basis of Homoeopathic principle using Kent's Repertory. The outcome measure was done on the basis of Zulewski's Clinical Score at baseline and after 6 months. Sample was analysed by applying Last Observation Carried Forward (LOCF) through Intention to treat (ITT). McNemar test was applied for analysis of signs and symptoms which mentioned in Zulewski's Clinical Score and Paired t-tests assessed changes in Zulewski scores and TSH levels.

Result: McNemar's test revealed significant changes in 9 out of 12 symptoms. Paired t-tests showed significant improvements in both Zulewski scores and TSH levels from baseline to 6 months. Medicines prescribed included Natrum muriaticum, Pulsatilla, Sepia officinalis, Calcarea carbonica, Sulphur, Nux vomica, and Lycopodium.

Keywords: Hypothyroidism, Kent's Repertory, Homoeopathic medicines, Zulewski's Clinical Score.

Abstract-19

Individualized Homoeopathic Medicines in Treatment of Post-COVID-19 Condition Considering the Miasmatic State: A Double-Blind, Randomized, Placebo-Controlled Pilot Trial

Dr. Abhijit Rana

MD Scholarship Awardee, D. N. De Homoeopathic Medical College & Hospital

Under the guidance of Dr. Pulakendu Bhattacharya, Dept. of Organon of Medicine & Homoeopathic Philosophy, D. N. De Homoeopathic Medical College & Hospital

BACKGROUND: Evidence suggests that post-COVID-19 is associated with reduced health-related quality of life and up to 80% of those infected with COVID-19 may experience these symptoms. The objective of the present pilot study was to identify preliminary indications of the treatment effect of individualized homoeopathic medicines (IHMs) in comparison with placebos in the said condition.

MATERIALS AND METHODS: A three-month, double-blind, randomized (1:1), placebo-controlled pilot trial of IHMs was conducted on 60 participants with post-COVID-19 condition at D. N. De Homoeopathic Medical College and Hospital, West Bengal. The primary outcome measure was a post-COVID-19 symptoms checklist; the secondary outcome measure was Measure Yourself Medical Outcomes Profile version 2 (MYMOP-2) – all measured at monthly intervals, up to 3 months. The intention-to-treat sample was analyzed to detect group differences using two-way repeated measure analysis of variance (ANOVA) overall and unpaired t-test at different time points.

RESULTS: Two groups were comparable at baseline. Fifty-seven participants were protocol-compliant; 3 dropped out. Group differences in the primary outcome were statistically significant favouring IHMs against placebos ($F_{1, 58}$ = 30.264, P < 0.001). Group differences in the secondary outcome also favoured IHMs significantly ($F_{1, 58}$ = 43.647, P < 0.001). Group differences at individual time points also revealed similar significant trends favouring IHMs against placebos. Natrum muriaticum (11.7%), Pulsatilla nigricans (10%), Rhus toxicodendron (8.3%), and Calcarea carbonica (8.3%) were the most frequently prescribed remedies. Psora was identified as the most predominant miasm.

CONCLUSION: IHMs produced significantly better results than placebos in the treatment of post-COVID-19 condition. Larger and definitive trials are warranted to confirm the findings.

Trial Registration: CTRI/2022/04/041852

Keywords: Homoeopathy, MYMOP-2, Post COVID-19, Placebo, Randomized controlled trial

Abstract-20

HOMOEOPATHIC TREATMENT FOR PAIN MANAGEMENT IN CASES OF SCIATICA-A PROSPECTIVE OBSERVATIONAL STUDY

Dr. Sakshi Mewara

MD Scholarship Awardee, Dr. Madan Pratap Khunteta Homoeopathic Medical College Hospital & Research Center, Jaipur

Under the guidance of Dr. Sheena Pal, Dept. of Organon of Medicine & Homoeopathic Philosophy, Dr. Madan Pratap Khunteta Homoeopathic Medical College Hospital & Research Center, Jaipur

BACKGROUND: Sciatica is defined as radiating pain along the course of sciatic nerve and is felt in the back, buttocks, posterior of the thigh, legs and foot.

OBJECTIVES

1. To evaluate the effect of homoeopathic medicines in providing pain relief in cases of Sciatica using NUMERIC PAIN RATING SCALE and QUEBEC BACK PAIN DISABILITY SCALE.
2. To evaluate time required for pain relief (immediate and sustained) and reduction in intake of analgesics (allopathic/ ayurvedic) in cases of Sciatica treated with homoeopathic medicines.
3. To analyze prescription approaches, at various stages of treatment, and their relative utility in providing pain relief and the predominant Miasm in the cases of sciatica.

MATERIALS AND METHODOLOGY: A Prospective, non- randomized, single arm study conducted at Dr. Madan Pratap Khunteta Homoeopathic College & Hospital, Jaipur during June 2022- May 2023. 72 cases screened, from which 60 cases were found eligible (inclusion and exclusion criteria). 58 cases were treated with individualized homoeopathic medicine (different prescription approaches). Medicine, potency selection, dosage, repetition of medicine were according to Homoeopathic principles. Outcomes were assessed by NPRS and QBPDS after 3 months of treatment.

Result Obtained: Among 58 cases of Sciatica, 24 cases were from age group of 31-40 years, 15 cases from 21-30 years, 10 cases from 41-50 years while 9 cases from 51-60 years; Cases were higher in females (39) than in males (19).

- In NPRS: Mean was 5.97± 1.169 (Mean± SD) before and it reduced to 2.31± 0.627 (Mean± SD) after treatment.
- In QBPDS: Mean was 31.48± 9.625 (Mean± SD) before and it reduced to 13.40± 5.926 (Mean± SD) after treatment.

Frequently indicated medicines- Bryonia Alba, Gnaphalium, Rhus-Toxicodendron. All 58 cases showed clinical improvement. Subsequent repetition and/or change of medicine was done as per homoeopathic principles.

Keywords: Sciatica, Pain management, prescription approach, NPR Scale, QBPD Scale, Paired t test, Wilcoxon Signed Rank Test, Homoeopathy.

Abstract-21

PROSPECTIVE STUDY ON SIGNIFICANCE OF AETIOLOGY IN HOMOEOPATHIC PRESCRIPTION IN CASES OF ATOPIC DERMATITIS IN ADULTS

Dr. Twincle R. Raval

MD Scholarship Awardee, Ahmedabad Homoeopathic Medical College and Sainath Hospital

Under the guidance of Dr. Heena Rawal, Department of Organon Of Medicine And Homoeopathic Philosophy, Ahmedabad Homoeopathic Medical College and Sainath Hospital

BACKGROUND: Homoeopathy, among all other medical system, gives great importance to the causation which has a vital role in the process of control and eradication of illness. Intactness of skin is an essential factor because it protects the internal organ of the body from the deleterious environmental influence. AD is an acute, subacute and chronic, relapsing, endogenous eczema characterized by dry skin, pruritis, recurrent and symmetrical dermatic lesions, underlain by impaired skin barrier and aberrant Th2-type and Th-22 cytokine production. SCORAD is a clinical tool for assessing the severity of AD in both parameters - objectively as well as subjectively.

AIM OF THE STUDY: Understanding significance of Aetiology in Homoeopathic prescription in cases of Atopic Dermatitis in the Adults.

OBJECTIVES OF THE STUDY:

1. To understand miasmatic evaluation in cases of Atopic Dermatitis
2. Role of Homoeopathic Medicine in cases of Atopic Dermatitis

MATERIAL & METHODOLOGY:

The current study attempts to characterize the clinical utility of Aetiology in Homoeopathic prescription in aspect of Adult Atopic Dermatitis in 30 consecutive patients – from both genders & belongs to the age group of 20 to 40 years, having Aetiological factor, and fulfilling Hanifin and Rajka criteria; presented to a study center by using random sampling method as experimental prospective study.

RESULT:

- Maximum number of cases have an exciting cause as ADMONITION, FREEDOM LOSS OF, SUPPRESSED EMOTION, VACCINATION AFTER; maintaining cause as a Mental exertion; fundamental cause as a Psora miasm; and LYCOPODIUM CLAVATUM as prescribed remedy.
- According to SCORAD scale, 25 cases shown significant improvement.
- By application of student t test, statistical result shows that the calculated value exceeds the critical value, which proved the significance of this study.

CONCLUSION: Aetiology is one of the important and key factors for the finding of the most similar remedy in cases of adult atopic dermatitis.

Abstract-22

EFFECTIVENESS OF INDIVIDUALIZED HOMOEOPATHIC MEDICINES IN REDUCING THE SYMPTOMS OF OBSESSIVE-COMPULSIVE DISORDER: AN EXPLORATORY CLINICAL STUDY

AMEENA. S

MD Scholarship Awardee, National Homoeopathy Research Institute In Mental Health, Kottayam

Under the guidance of Dr. Deepthi Gilla, Associate Professor, Department of Psychiatry, National Homoeopathy Research Institute In Mental Health, Kottayam

Introduction: Obsessive-Compulsive Disorder (OCD) is a debilitating and distressing neuro-psychiatric disorder presenting with recurrent obsessions and compulsions, affecting the quality of life of individuals especially in young adults. Conventional treatments include psychotherapy and SSRIs, which are not easily available and affordable. There is very limited evidence for the effectiveness of homoeopathy in OCD.

Objectives: Study aims to evaluate the effectiveness of Homoeopathic medicines in reducing the symptoms of obsessive-compulsive disorder.

Methodology: The study was conducted at the National Homoeopathy Research Institute in Mental Health, Kottayam, investigated OCD using individualized homoeopathic remedies. Ethical approval was taken before initiation and the study was registered in Clinical Trial Registry of India. From 70 screened patients, 33 fulfilling DSM V criteria were enrolled. Severity and quality of life were assessed using Y-BOCS and WHOQOL BREF respectively at baseline, 6, and 12 months. Monthly reviews were conducted for one year. The data obtained is analyzed using the Wilcoxon signed-rank test.

Results: Data of 31 cases is analyzed as 2 cases were lost to follow up. The Y-BOCS scores decreased significantly ($p < 0.001$), and there was a remarkable improvement in the quality of life of the participants. Natrum Muriaticum is the most frequently indicated remedy (9 cases) follow by Arsenicum album, Nux vomica and Carcinosinum.

Conclusion: The study demonstrates that Individualized Homoeopathic treatment significantly reduces OCD symptoms, accompanied by a noticeable enhancement in individuals' quality of life. RCTs are necessary to establish the effectiveness and efficacy of Homoeopathy in OCD.

Keywords: Obsessive-Compulsive Disorder; Homoeopathy; Individualized medicine; Yale-Brown Obsessive Compulsive Scale; Quality of life.

Abstract-23

EFFECTIVENESS OF HOMOEOPATHIC MEDICINES IN LM POTENCIES IN THE MANAGEMENT OF GENERALIZED ANXIETY DISORDER

Dr. Ayisha E K

MD Scholarship Awardee, National Homoeopathy Research Institute In Mental Health, Kottayam

Under the guidance of Dr Dhanaraj Kumar Rana, Associate Professor, Department of Psychiatry, National Homoeopathy Research Institute In Mental Health, Kottayam

Introduction: Generalized Anxiety Disorder (GAD) is a chronic mental health condition marked by excessive, uncontrollable worry about everyday life events, often without any real threat. It significantly impairs individuals' well-being. Despite its prevalence, formal studies exploring the effectiveness of LM potencies in managing GAD symptoms are limited, highlighting the need for research.

Objectives: This study aimed to evaluate the efficacy of Homoeopathic LM potencies in alleviating symptoms of GAD and enhancing overall well-being among affected individuals.

Methodology: A prospective clinical study was conducted at the National Homoeopathy Research Institute in Mental Health (NHRIMH), Kottayam, Kerala, after obtaining ethical approval and registration with the Clinical Trials Registry-India (CTRI). Ninety-six patients were screened, and 47 met DSM-5 diagnostic criteria for Generalized Anxiety Disorder (GAD). After five dropouts, 42 participants completed the study, receiving individualized Homoeopathic LM potencies. Monthly assessments were conducted using the Hamilton Anxiety Scale (HAM-A), with additional evaluations using WHO QOL BREF every six months. Data analysis was performed using IBM SPSS. Descriptive statistics were used for demographic variables, while changes in HAM-A and WHO QOL BREF scores were analyzed using the Wilcoxon signed-rank test. Marginal homogeneity test assessed categorical changes, with significance set at $p < 0.05$.

Results: The study demonstrated a significant reduction in anxiety levels, with participants transitioning from severe to milder or asymptomatic states on the HAM-A scale. Homoeopathic LM potencies were found to effectively manage GAD symptoms, leading to a statistically significant decrease in the HAM-A score from 44.00 to 9.0 ($p < 0.001$). Additionally, improvements were observed across various domains of the WHO QOL BREF.

Conclusion: Homoeopathic LM potencies exhibit promising efficacy in reducing symptoms of GAD and promoting overall well-being among affected individuals.

Abstract-24

A RANDOMIZED CONTROL STUDY ON THE ROLE OF HOMOEOPATHIC REMEDIES FOR IMPROVING THE SCHOLASTIC PERFORMANCE OF PAEDIATRIC POPULATION WITH DISORDER OF WRITTEN EXPRESSION IN CONNECTION WITH E -LEARNING

Dr. Sivaramyapragathi R.S

MD Scholarship Awardee, Sarada Krishna Homoeopathic Medical College, Kulasekharam

Under the guidance of Dr A. L Mahadevi, Asst Prof, Department of Paediatrics,

Sarada Krishna Homoeopathic Medical College, Kulasekharam

Introduction: Disorder of written expression (DWE) a specific learning disorder, significantly impacts children's writing abilities and scholastic performance. The transition to E-learning during the COVID-19 pandemic has exacerbated challenges faced by children with Disorder of written expression. Nearly 1.5 billion learners' education were halted during COVID19 lock down. The overall prevalence of DWE is 27%, and in that 53.2% of the children were below 10 years of age. This study investigates the efficacy of individualized homoeopathic remedies in enhancing the scholastic performance of paediatric participants who were diagnosed with Disorder of written expression.

Aim and objective: To study the role of homoeopathic individualised remedies for improving the scholastic performance of the paediatric population who are under E learning with Disorder of written expression along with general management.

Methodology: A study involving 34 children aged 8-18 years, selected by purposive sampling who were diagnosed with Disorder of written expression. The randomized control study with Single blinding and block randomization was done. Participants were divided into two groups: Group A (intervention) receiving individualized homoeopathic treatment and the Group B (control) receiving placebo treatment. Both group participants will receive same level of general management. The Learning Disability Diagnostic Inventory (LDDI) and the Academic Performance Rating Scale (APRS) were utilized to assess participants' progress and outcome.

Results: 41% of cases were under the age group of 8 – 10 years. 71% of cases were male participants. Ccommonly prescribed medicine was Calcarea carbonica which was 29%. Post-intervention, 47% of the children in the group A exhibited significant improvement in their writing abilities, while only 17% in the group B showed improvement. Statistical analysis revealed a significant difference in before and after treatment scores between both groups ($P < 0.0001$).

Conclusion: Homoeopathy demonstrates promising results in managing Disorder of written expression among children. The findings underscore the potential of individualized homoeopathic remedies in improving academic performance, providing hope for parents and educators dealing with learning disorders. Statistical co relation helps to highlights the significance of the research. These kinds of studies give the foundation to create a more flexible, inclusive, and encouraging educational system for the future citizens of our nation.

Abstract-25

ASSESSING THE EFFECTIVENES OF INDIVIDUALIZED HOMOEOPATHIC MEDICINE AND TARENTULA HISPANICA IN THE TREATMENT OF ATTENTION DEFICIT HYPERACTIVITY DISORDER IN PAEDIATRIC AGE GROUP 6-12 YEARS - A COMPARATIVE STUDY

Dr. Alsaba R

MD Scholarship Awardee, Government Homoeopathic Medical College & Hospital, Bangalore

Under the guidance of Dr. Muddassirm Mullam, Department of Paediatrics,

Government Homoeopathic Medical College & Hospital, Bangalore

BACKGROUND: Attention Deficit Hyperactivity Disorder (ADHD) is characterized by developmentally inappropriate motor hyperactivity, inattention and impulsiveness leading to impairment at home and school. Impairment in academic, social functioning along with skill deficits render such children to academic failures and social isolation leading to demoralization, poor self-esteem, delinquency, and substance abuse. The prevalence of ADHD in individuals aged between 6-12 years in Bengaluru was 2.3%.

OBJECTIVES:

1. To assess the effectiveness of Individualised Homoeopathic medicine in the treatment of ADHD in Paediatric age group between 6 to 12 years.

2. To assess the effectiveness of Tarentula hispanica in the treatment of ADHD in Paediatric age group between 6 to 12 years.

3. To compare the effectiveness of Individualised Homoeopathic medicine and Tarentula hispanica in the treatment of ADHD in Paediatric age group between 6 to 12 years.

METHODOLOGY: This is a Clinical Study with Two Comparative Groups. A total of 60 cases were selected by Purposive Sampling Method based on the inclusion criteria and exclusion criteria. 30 subjects were treated with Individualized homoeopathic medicines and the 30 subjects with Tarentula hispanica. Data clinically collected and the results obtained has been statistically analysed. The significance of either of the groups having higher association with recovered, improved and not improved was analysed. Chi square test, repeated measures of ANOVA along with Bonferroni post hoc analysis and Unpaired t-test was performed for data analysis.

RESULT: In this study, maximum subjects were between age group 6-9yrs and there was predominance of male subjects. Out of the 60 cases, 30 Improved [G-A: 16 (53.33%); G-B: 14 (46.66%)], followed by 23 subjects no improvement [G-A: 11 (36.66%); G-B: 12 (40%) and 7subjects showed recovery [G-A: 3(10%); G-B: 4 (13.33%)]. Statistically when compared the change between the groups it was found that, in Group A change is significantly higher compared to Group B at all-time points.

CONCLUSION: There is statistically significant difference in the effect of Individualized Homoeopathic Remedy and Tarentula hispanica in the treatment of Attention Deficit Hyperactivity disorder in Paediatric age group & in comparison to Tarentula hispanica, Individualised Homoeopathic Remedy was more effective.

HMS Lactose:

The Original Sugar of Milk for more than 100 Years

Now with a second production site, also in the Netherlands	More than a century of experience in lactose within Homeopathy
Highest reliability & security of supply	Highest purity for your homeopathic medicines

Importer & Distributor for Homeopathy:

RAGHAV IMPEX

YOUR PARTNER FOR DAIRY INGREDIENTS

602-A Ansal Majestic Tower, PVR Complex, Vikas Puri
New Delhi - 110018 Phone: 011-45531065

Email: info@raghavimpex.com
Website: www.raghavimpex.com

Scan the QR code to connect with us





Late Shri Dhondumama Sathe
Founder
MTE Society

Since 1971
Maharashtra Technical Education Society's

DHONDUMAMA SATHE HOMOEOPATHIC MEDICAL COLLEGE,
N. M. RANADE MEMORIAL HOMOEOPATHIC HOSPITAL
Padmashri S. M. Beharay Homoeopathic Research Center, Pune



Hon. Shri
Prithviraj Deshmukh
Chairman (MTES Pune)

ABOUT COLLEGE

- Established In 1971 By A Visionary & A Renowned Social Worker Late Shri Dhondumama Sathe.
- 50 Years Legacy In Students' Training & Patient Care Through Homoeopathy.
- Pioneer Institute In Homoeopathic Medical Education and Patient Care.
- Well established Research Department.
- Affiliated to Maharashtra University of Health Sciences, Nashik. Recognised by Ministry of AYUSH and National Commission for Homoeopathy, New Delhi.

COURSES OFFERED

- BHMS, MD (Hom) & Ph.D
- All admissions are done as per directives from Regulatory Authorities and strictly on Merit basis.

ABOUT HOSPITAL

- NABH accreditated 50 Bedded Homoeopathic Hospital & 100 Bedded Multi Speciality Hospital in the same Premises which provides Efficient Patient Care and Expert Clinical Training to our Students
- The Hospital Has Hi-tech Investigation Facilities And Homoeopathic Dispensing Unit.



The Foundation of knowledge is built through Academics



" Quality is never an accident, it is always the result of high intension, sincere efforts and skillful execution."

F.P. No. 23, Off Karve Road, Erandwana, Pune-411 004
M : 7821045562
Email : dshmcollegepune@gmail.com
Website : www.mtesdshmc.com

With Best Compliments From,
Prof. Dr. Maneesha V. Solanki
Principal And Medical Superintendent

Energy Efficiency
Resource Efficiency
Eco-Friendly
Low Carbon Footprint
Trusted by Doctors
Immunity Booster
Promotes Wellness
GMP Certified Manufacturer

HealWell®

Your Preferred Partner for Healthy Success



Most Reliable for Health & Happiness

- Homoeopathic Dilutions
- Mother Tinctures
- Bio-chemic Salts & Combinations
- Cream & Ointments
- Patent Syrups & Pills
- Skin & Hair Care Products
- First Aid and Primary Care kits
- Veterinary Products



HealWell®

Healwell Homeo Private Limited
Plot No. 215/1, 220/1, 2 & 221/1, Village : INDRAD. Ta. : Kadi, Dist. Mehsana, Gujarat, PIN : 382 715
Phone : 76000 04076 • E-mail : homoeo@healwell.co.in • www.healwell-homeo.com

WELCOME DELEGATES

MD-L
Medicines Distingue



Mother Tincture, Dilution , Bio-Chemic, Bio-Combination, Trituration, Human & Veterinary Medicines

Trusted Brand in India
30 Years of Excellency
100% QUALITY

M.D. Homoeo Lab Pvt. Ltd.

(A Homoeopathic & Bio Chemic Medicine Manufacturing Company)

Regd. Office: 12/447, Rajendra Nagar, Peer Nagar, Ghazipur - 233001 (U.P.) India

www.mymdhl.com C.C. Exe. No: 94513 41251 : md@mdhomoeo.com

AN ISO 9001:2015 GMP CERTIFIED COMPANY



SARADA KRISHNA HOMOEOPATHIC MEDICAL COLLEGE

(A Unit of K.V. Education Trust)
Kulasekharam, Kanniyakumari Dist., Tamil Nadu – 629 161
Accredited by NAAC with B+ Grade & NABH
Approved by the Govt. of Tamil Nadu
Affiliated to the Tamil Nadu Dr. M.G.R Medical University, Chennai
Recognised by the National Commission for Homoeopathy
Ministry of AYUSH, Govt. of India, New Delhi

NABH NAAC

PROGRAMMES OFFERED

U.G. BHMS - 100 seats
(Bachelor in Homoeopathic Medicine & Surgery)

P.G. M.D.(Hom.)
(Doctor of Medicine in Homoeopathy)

- » Organon of Medicine - 6 seats
- » Homoeopathic Materia Medica - 6 seats
- » Repertory - 6 seats
- » Practice of Medicine - 6 seats
- » Paediatrics - 6 seats
- » Pharmacy - 6 seats
- » Psychiatry - 5 seats

Ph.D. Ph.D.(Hom.)
(Doctor of Philosophy in Homoeopathy)

- » Organon of Medicine
- » Homoeopathic Materia Medica
- » Repertory
- » Practice of Medicine
- » Paediatrics











Hospital Reg
04651-280348, 8072729510

Hospital Help Desk
8270207173

Hospital PLO
8098852298

Hospital IP (Room Booking)
8946075023

Hospital IP Ward
04651-280100

Telemedicine
8838815013

CONTACT US

College Office : 04651 - 279448
Principal : 9443558786
Admission Enquiry : 9445982200
Admission co-ordinator :9361779005
Website :www.skhmc.org
email id :college@skhmc.org

HAIR FALL ?

से पाए मुक्ति

with

Dr.Reckeweg's German

R-89



MRP Rs 285- (22ml)

MADE IN GERMANY

Indications :
Helpful in hair fall, baldness, alopecia, dull, dry, damaged and gray hair.

अत्यंत उपयोगी :
बालों का झड़ना ,गंजापन , एलोपेसिया, बेजान, रुखे, क्षतिग्रस्त व सफेद बाल होना।

Dosage :
3 times daily 20-30 drops after meals in a little water and Once a day massage into bald area vigorously for 5 minutes.

DR. RECKEWEG
GERMANY

For use by Registered medical practitioners only

Get relief from your hair troubles!

NURTURING SKILLED AND CARING DOCTORS FOR THE MISSION OF A HEALTHY INDIA



JANSEVA MANDAL TRUST'S

sai homoeopathic medical college & nityanand hospital

COLLEGE ADDRESS:

At. Post- Dugad Phata, Tal - Bhiwandi, Dist. -Thane,
Pin Code: - 421 302, (M.S.)
Contact: 7499980151
Mobile: 8856931432 / 8329708880
E-Mail: saihmc@rediffmail.com
Website: - www.saihmc.com

YPSM HOMOEOPATHIC MEDICAL COLLEGE & HOSPITAL

ypsmhomoeocollege.in



B.H.M.S.

Bachelor of Homoeopathic Medicine & Surgery

4 ½ YEARS + 1 YEAR INTERNSHIP DEGREE COURSE

47+ YEARS OF EXCELLENCE

Hospital Facilities:

Providing Compassionate & Effective Homoeopathic Treatments for all.

- OPD and IPD Services
- 24*7 Ambulance Support
- Labor Room, OT and MOT

REGULAR FREE CAMPS

Eye Camp 25th of Every Month	Acupressure Camp 1st Sat. of every Month
Homoeo OPD Camp Every Monday	Sugar Check Up Camp Every Sunday

The Hospital has all the Modern Facilities
PATHOLOGICAL LAB, PHYSIOTHERAPY CENTRE, X- RAY LAB



SHIVAJI PARK, ALWAR (RAJASTHAN)

Location

Contact Us 0144-2730013 +91-91160 08904

KLE ACADEMY OF HIGHER EDUCATION & RESEARCH, BELAGAVI

(Deemed-to-be- University u/s 3of the UGC Act. 1956)

Accredited A+ Grade by NAAC (3rd Cycle) | Placed in Category 'A' by MoE (GoI)



KLE HOMOEOPATHIC MEDICAL COLLEGE AND HOSPITAL

Belagavi, Karnataka

FACILITIES AVAILABLE

- Recognised by Government of Karnataka and approved and Recognised by Ministry of AYUSH Government of India.
- State of ART infrastructure.
- Experienced and Senior staff appointment on Full time basis.
- Well furnished Centralised A/C classrooms.
- Well Equipped Departmental Laboratories with state of art equipments.
- Spacious Library with more than 5000 books for 1st Year BHMS with proper planning next 4 years.
- Separate hostels for Boys and Girls.
- Bus facility for local conveyance.
- A well established 500 bedded Hospital with state of art equipments and with all specialities, super specialities & an exclusive wing only for homoeopathic patients. The hospital has all the facilities for training the students in Clinical skills in producing a well experienced, clinically competent and a Genuine Homoeopathic Physician.
- Canteen facility both at Hospital and college premises.



Dr Prabhakar B Kore
CHAIRMAN, KLE SOCIETY &
CHANCELLOR, KAHER, BELAGAVI

0831- 2444444 | 0831- 2413777 klehomoeo.edu.in

INDIAN JOURNAL OF RESEARCH IN HOMOEOPATHY



Read Now!

The Official Journal of
Central Council for Research in Homoeopathy

www.ijrh.org

OTDC

ODISHA
INDIA'S BEST KEPT SECRET.

Your Host in Odisha









FACILITIES:

- Chain of hotels in 14 different exotic and strategic locations
- Delicious multi cuisine, Special Odia dishes, Restaurant & Bar -Conference/ Convention Hall
- Volvo Bus and Fleet of Luxury Vehicles
- Daily Sightseeing Tours
- Cruise and Water Sports
- Attractive Tour Packages and Customized Tours
- International, Domestic Air Ticketing & Outbound Package Tours
- Open Space for Weddings and Social Events
- OTDC Gold Card

0674 – 2430764/9124610426/9124610428

otdc@panthanivas.com www.otdc.odisha.gov.in

Odisha Tourism Development Corporation Ltd. Lewis Road, Bhubaneswar – 751014, Odisha, India

BOOK FACILITIES ON

www.bookodisha.com

GET IT ON Google Play | Download on the App Store

DEVKI MAHAVEER HOMOEOPATHIC MEDICAL COLLEGE & RESEARCH HOSPITAL

Farathiya, Garhwa, Jharkhand - 822114

(A Constituent unit of Babu Dinesh Singh University, Garhwa, Jharkhand)

Courses Offered

B.H.M.S.

M.D.(Homoeopathy)

- Organon of Medicine
- Homoeopathic Materia Medica
- Homoeopathic Pharmacy
- Repertory
- Practice of Medicine
- Psychiatry
- Pediatrics

NAAC & QUALITY COUNCIL OF INDIA QCI Creating an Ecosystem for Quality

Accredited College



Special Features

- Only College in Jharkhand having PG Homoeopathy Courses
- 100 + Acres Lavish "Green campus awarded" Premises
- High Speed Wi-Fi enabled Campus
- Experienced Faculties & Smart Class Rooms
- Live Research based projects
- Workshops & guest Lecturers by highly reputed Faculities
- Rich Library, State of art Laboratories
- Well furnished Auditorium of 500 seating capacity
- Transport Facilities
- Holistic educational procedures
- Sports & Extra Curriculum activities
- Excellent Hostel Facilities In Campus
- Cafeteria and General Store
- Well Equipped and Managed Guest House in campus
- SBI Bank & Post Office facilities available in campus
- 24X7 Securities In campus including hostels

Admission Contact

E-mail - dmhmcrh_garhwa@rediffmail.com

9661462506, 6206297213

SRM INSTITUTE OF SCIENCE & TECHNOLOGY
(Deemed to be University u/s 3 of UGC Act, 1956)

Medical & Health Sciences



CoE Centre of Excellence


Molecular Diagnostic Centre


Centre for Clinical Trials & Research


Autism Centre of Excellence

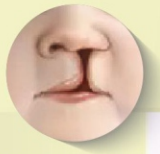
Centre for Cleft Lip & Palate Care


Neuro Otology and Vestibular Laboratory

Division of Medical Research


Cell Culture Lab


Molecular Biology Lab


Biochemistry Lab

- State of art infrastructure for molecular, biochemical & translational research
- Advanced medical research facility-
  1. Flow Cytometry Facility
  2. Confocal Imaging Facility
- Funded by BIRAC, DBT, ICMR, CCRH, CCRUM, ICSSR & ANRF

Thematic areas of Research: Public Health | Metabolic Diseases | Cancer Biology | Neurobiology & Diseases | Infection & Immunity | Computational Biology | Regenerative Medicine

Centre for Clinical Trials & Research

- State of art infrastructure for phases I, II, III & IV Clinical Trials
- Conducted COVAXIN Clinical Trials (Phases 1, 2, and 3)
- Medical Device & Diagnostics Validation
- BABE Study
- Funded by BIRAC, DBT, & ICMR-DHR



Centre for Clinical Pharmacology

- Capability for systematic evaluation of drugs, devices, vaccines
- Conducted several nationwide disease registries and translational clinical research studies



@SRM Medical College Hospital And Research Centre | @srmmedicalcollegeofficial | @SRM Medical College Hospital And Research Centre

NAAC A++ ACCREDITED

Category 1 with 12B Status

(2025) World Ranking One among 46 Indian Universities

(2024) 12th Ranked University

QS I-Gauge Platinum Rated

(2025) World Ranking One among 107 Indian Universities

(2024) World Ranking Ranked 5-7 in Indian Universities

(2024) Ranked 20th in India



केन्द्रीय होम्योपैथी अनुसंधान परिषद्
CENTRAL COUNCIL FOR RESEARCH IN HOMOEOPATHY
समम्
SIMILIBUS
समः SIMILIA
शमयति CURENTUR

Central Council for Research In Homoeopathy
Ministry of Ayush, Govt. of India
61-65, Institutional Area, Opp. D-Block, Janakpuri, New Delhi-110058
Tel: +91 11-28525523 Fax: +91 11-28521060
Visit us at: https://ccrhindia.ayush.gov.in

www.whdccrh.org

Graphic Point Pvt. Ltd. Ph. 011-45534188